



O



# OREGON FOOTBALL

2012



O



# OREGON FOOTBALL

2012

# OREGON FOOTBALL

## 2012 ALMANAC

### GENERAL INFORMATION

Quick Facts	2
Media Information	3
Rosters	4
Pronunciation Guide	5
Season Outlook	6
Ducks By Position	6
Composite Schedule	8

### STUDENT-ATHLETE PROFILES

Addison, Allen, Alonso	10
E. Amoako, S. Amoako, Armstead	11
Armstrong, Ausherman, Ava	12
Bafaro, Bair, Balducci	13
Barner	14
Bassett, Baylis	15
Beard	16
Bennett, Benyard	17
Blackmon, Boyett	18
Brown, Buckner, Butterfield	20
Carriger, Cassell, Chimphalee, Clanton	21
Clay	22
Cody, Coleman, Daniel	23
Daniels, Dargan, Delaney	24
Dixon, Dungy, Dunmore	25
Ebanez, Ebert, Ekpre-Olomu	26
Euscher, Fisher, Forde	27
Fox, French	28
Garrity, Grasu, Greig	29
Hagen, Haines	30
Hardrick, Hart	31
Hawkins	32
Heimuli, Hill	33
Housley, Howell, Huff	34
Jackson	35
Johnstone, Jordan	36
Ka'ai, Kafovalu, Kamalani	37
Kamp, Keliikipi, Kelley	38
Lockie, Lokombo	39
Long, Lowe, Lyerla	40
Maffie, Maldonado	41
Malone, Manns	42
Mariota, Marshall	43

Mathis, McQuaw	44
Mitchell, Morrison	45
Murphy, Palmer	46
Patterson	47
Pierson, Prater, Remington	48
Rice	49
Rodrigues, Roseberry, Scales, Stanford	50
Stanton, Stevens	51
Stewart, Teague	52
Thomas	53
Thompson, Vaughn, Wallace	54
Washington, Yim	55
York, Yrurettagoyena	56

### COACHING STAFF

Kelly	58
Aliotti	60
Azzinaro	61
Campbell	62
Frost	63
Greatwood	64
Helfrich	65
Neal	66
Osborne	67
Pellum	68
Radcliffe, Hawkins	69

### 2011 SEASON REVIEW

Team Statistics	70
Individual Statistics	70
Defensive Leaders	72
Individual Game-by-Game	73
Game-by-Game Starters	77
Individual and Team Game Highs	78
The Last Time...	79
Game Summaries	81

### PAC-12 CONFERENCE


2011 Standings	95
2011 All-Conference Team	95
2011 All-Academic Team	95
2012-13 Bowl Schedule	96

### OREGON FOOTBALL HISTORY

Individual Single-Game Records	98
Individual Season Records	100
Individual Career Records	102
Individual Records Summary	104
Team Records Summary	106
Annual Leaders	107
Annual Team Statistics	110
1,000-yard Rushers	112
100-yard Rushers	114
100-yard Receivers	119
250-yard Passers	122
300-yard Passers	123
Hall of Fame Ducks	124
Ducks in the NFL Draft	125
Ducks in the Super Bowl	126
All-Americans	127
Honor Roll	128
All-Conference Honors	129
Senior Postseason Participants	130
Oregon Award Winners	131
Notable Oregon Standouts	134
All-Time Assistant Coaches	139
All-Time Lettermen	140
Annual Coaching Ledger	144
Year-by-Year Results	146
UO vs. 2012 Opponents	152
UO All-Time vs. Opponents	154
All-Time National Rankings	155
Bowl Game History	157
UO Bowl Tradition	158
UO Bowl Record Book	158
UO Bowl Game Summaries	164
Autzen Stadium	178
All-Time Top Crowds	178
Autzen Stadium Records	179
Year-by-Year Attendance	180
2012 Autzen Stadium Map	183

### OREGON ADMINISTRATION

President Michael Gottfredson	184
AD Rob Mullens	184



# 117TH SEASON OF OREGON FOOTBALL

## GENERAL INFORMATION

Location . . . . . Eugene, Ore.  
 Founded . . . . . 1876  
 Enrollment . . . . . 24,000  
 Nickname . . . . . Ducks  
 Colors . . . . . Green and Yellow  
 Stadium (Capacity) . . . . . Autzen (54,000)  
 Playing Surface . . . . . FieldTurf  
 Conference . . . . . Pac-12  
 First Football Season . . . . . 1894  
 President . . . . . Michael R. Gottfredson  
 Faculty Representative . . . . . James O'Fallon  
 Athletics Website . . . . . www.GoDucks.com  
 Facebook . . . . . www.facebook.com/winthewday  
 Twitter . . . . . @GoDucks (General), @McNamaraUO (Football)

## ATHLETICS DEPARTMENT... (541) 346-4481

Director of Athletics . . . . . Rob Mullens  
 Executive Sr. Associate Athletics Director . . . . . Jim Bartko  
 Executive Sr. Associate Athletics Director/Finance & Admin. . . . . Eric Roedl  
 Sr. Associate AD/Facilities, Events & Operations . . . . . Mike Duncan  
 Sr. Associate AD/Compliance & Academic Services . . . . . Gary Gray  
 Sr. Associate AD/FB Admin. & Operations . . . . . Jeff Hawkins  
 Sr. Associate AD/Business & Finance . . . . . Tom Larson  
 Sr. Associate AD/Senior Woman Administrator . . . . . Lisa Peterson  
 Sr. Associate AD/Marketing & Public Relations . . . . . Craig Pintens  
 Associate AD/Facilities . . . . . Bob Beals  
 Associate AD . . . . . Vin Lananna  
 Associate AD . . . . . Herb Yamanaka

## FOOTBALL STAFF... (541) 346-3825

**Head Coach.** . . . . . Chip Kelly (New Hampshire '90)  
 Record at Oregon . . . . . 34-6, .850/25-2 Pac-12, .926 (fourth year)  
 Career Record . . . . . same

### Assistant Coaches

Defensive Coordinator/Outside Linebackers . . . . . Nick Aliotti (UC Davis '76)  
 Defensive Line . . . . . Jerry Azzinaro (American International College '81)  
 Running Backs . . . . . Gary Campbell (UCLA '73)  
 Wide Receivers . . . . . Scott Frost (Nebraska '97)  
 Offensive Line/Running Game Coordinator . . . . . Steve Greatwood (Oregon '80)  
 Offensive Coordinator/Quarterbacks . . . . . Mark Helfrich (Southern Oregon '96)  
 Defensive Secondary . . . . . John Neal (BYU '80)  
 Special Teams Coordinator/Tight Ends . . . . . Tom Osborne (Washington State '83)  
 Inside Linebackers/Recruiting Coordinator . . . . . Don Pellum (Oregon '85)  
 Director of Strength & Conditioning . . . . . Jim Radcliffe (Pacific '80)

### Support Staff

Sr. Assoc. AD/FB Admin. & Ops. . . . . Jeff Hawkins (Bridgewater State '89)  
 Assoc. AD/FB Chief of Staff . . . . . James Harris III (Nebraska '00)  
 Academic Coordinator . . . . . Tim Bruegman (Eastern Washington '96)  
 Director of Player Personnel . . . . . Jim Fisher (Michigan '05)  
 Asst. Director of FB Operations/Internal . . . . . Kyle Wiest (Oregon '04)  
 Asst. Director of FB Operations/Admin. . . . . Josh Gibson (Oregon, '07)  
 Graduate Assistants . . . . . Greg Austin, Erik Chinander  
 . . . . . Matthew Harper, Mike Keldorf  
 Football Intern . . . . . Todd Lyght  
 Asst. Strength & Cond. Coaches . . . . . Mark Dillon, Joel Favor  
 Director of Athletic Medicine . . . . . Dr. Greg Skaggs (Creighton '88)  
 Assoc. Dir., Athletic Medicine/Football . . . . . Kevin Steil (Chico State '89)  
 Assoc. Dir., Athletic Medicine . . . . . Kim Terrell (Oregon '81)  
 Executive Assistant AD/Media Services . . . . . David Williford (Kansas '77)  
 Asst. Director of Media Services . . . . . Andy McNamara (Maine '96)  
 Director of Equipment Operations . . . . . Aaron Wasson (Kentucky '00)  
 Equipment Manager . . . . . Kenny Farr (Oregon '02)  
 Video Coordinator . . . . . Steve Pohl (Georgetown College '92)  
 Asst. Video Coordinator . . . . . Eric Day (Purdue '07)  
 Operations Assistant . . . . . Callie Evans (Oregon '08)

## FOOTBALL FACTS

2011 Record . . . . . 12-2  
 2011 Pac-12 Record/Finish . . . . . 8-1/1st  
 2011 Final National Ranking . . . . . No. 4 USA Today/No. 4 AP  
 All-Time Record . . . . . 590-472-46 (.553)  
 All-Time Pac-10 Record . . . . . 280-303-20 (.481)  
 Lettermen Returning/Lost . . . . . 52/20  
 Starters Returning/Lost . . . . . 12/11  
 All-America Honorees Returning/Lost . . . . . 0/1  
 All-Pac-10 Honorees Returning/Lost . . . . . 2/3  
 All-Time Bowl Record . . . . . 10-15  
 Bowl Appearances Since 1990 . . . . . 18  
 BCS Bowl Record . . . . . 2-2  
 Last BCS Bowl . . . . . 2012 Rose Bowl Game vs. Wisconsin (W, 45-38)  
 All-Time All-America Awards . . . . . 28  
 Unanimous/Consensus All-America Awards . . . . . 1/5  
 College Football Hall of Fame Inductees . . . . . 7  
 Pro Football Hall of Fame Inductees . . . . . 6

### Offensive Starters Returning (5)

RB/WR De'Anthony Thomas (So., 55 att, 595 yds, 7 TD; 46 rec, 605 yds, 9 TD), LG Carson York (Sr., 14 GS), C Hroniss Grasu (So., 14 GS), RT Nick Cody (Sr., 13 GS), WR Josh Huff (Jr., 10 GS)

### Offensive Starters Lost (6)

RB LaMichael James (247 att, 1805 yds, 18 TD), TE David Paulson (31 rec, 438 yds, 6 TD), QB Darron Thomas (211-339-7, 2,761 yds, 33 TD), WR Lavasier Tuinei (48 rec, 599 yds, 10 TD), LT Darrion Weems (14 GS), RG Mark Asper (14 GS)

### Defensive Starters Returning (7)

S John Boyett (Sr., 108 TT, 1 INT, 6 PBU, 2 BLK), DT Taylor Hart (Jr., 44 TT, 2.5 sacks), DT Wade Keliikipi (Jr., 25 TT, 1.5 sacks), DE Dion Jordan (Sr., 42 TT, 13.0 TFL), LB Michael Clay (Sr., 102 TT, 2 INT, 2 FF, 2 FR), CB Terrance Mitchell (45 TT, 2 INT, 10 PBU), CB Troy Hill (43 TT, INT, 6 PBU)

### Defensive Starters Lost (5)

CB Anthony Gildon (8 GS, 24 TT, INT, 6 BU), LB Josh Kaddu (50 TT, 6.5 sacks), LB Dewitt Stuckey (69 TT, 6.0 TFL, 3.0 sacks), ROV Eddie Pleasant (61 TT, 3 INT, 8 PBU), DE Terrell Turner (49 TT, 9.0 TFL, 5.5 sacks)

### Specialists Returning (6)

PK Alejandro Maldonado (Jr., 7-12 FG, 77-78 PAT, 56 KO, 64.4 avg, 1 TB), KO Rob Beard (Sr., 2-2 FG, 55 KO, 62.0 avg, 1 TB), KR De'Anthony Thomas (So., 36 ret, 27.3 avg, 2 TD), LS Drew Howell (Jr.), SS Jeff Palmer (Sr.), P/HLD Jackson Rice (Jr., 48 punts, 45.9 avg, 17 I-20, 17 50+)

### Specialists Lost (1)

PR LaMichael James (13 ret, 10.7 avg, TD)

## 2012 SCHEDULE

S1	ARKANSAS STATE	Eugene
S8	FRESNO STATE	Eugene
S15	TENNESSEE TECH	Eugene
S22	*ARIZONA	Eugene
S29	*at Washington State	Seattle
O6	*WASHINGTON	Eugene
O18	*at Arizona State	Tempe
O27	*COLORADO	Eugene
N3	*at USC	Los Angeles
N10	*at California	Berkeley
N17	*STANFORD	Eugene
N24	*at Oregon State	Corvallis
N30	Pac-12 Champ.	TBD

\* Pac-12 Conference Game

## 2011 RESULTS

S3	# vs. LSU	L 27-40
S10	NEVADA	W 69-20
S17	MISSOURI STATE	W 56-7
S24	* at Arizona	W 56-31
O6	* CALIFORNIA	W 43-15
O15	* ARIZONA STATE	W 41-27
O22	* at Colorado	W 45-2
O29	* WASHINGTON ST.	W 43-28
N5	* at Washington	W 34-17
N12	* at Stanford	W 53-30
N19	* USC	L 35-38
N26	* OREGON STATE	W 49-21
D2	^ UCLA	W 49-31
J2	+Wisconsin	W 45-38

# Cowboys Classic in Arlington, Texas  
 ^ Pac-12 Championship Game  
 + Rose Bowl

## Credits

Editors: Andy McNamara, Dave Williford  
 Contributors: Bergen Houston, Christina Hilliard, Kaili Kasperek  
 Photographers: Eric Evans, John Giustina, Geoff Thurner, Steve Dykes  
 Cover Design: Franklin Alegria  
 Printing: University of Oregon Printing Services

For the latest information about Oregon Football, visit the official UO athletics website: www.GoDucks.com

## MEDIA INFORMATION

### MEDIA AVAILABILITY

Chip Kelly will be available to all media via a weekly teleconference every Tuesday beginning at 11:30 a.m. (PT). Participants may take part in the media availability in person at the Casanova Center or on the phone. To gather more information on the availability or notify the Office of Media Services of your intent to take part, please call (541) 346-5488.

### INTERVIEW POLICIES

All interview requests for players and coaches require 24 hours notice and must go through the Media Services Office. Interviews will take place during a 15-minute window at the conclusion of each practice. No player interviews will be granted on the day before a game.

### CREDENTIALS

Requests for press box and photo credentials for all games at Autzen Stadium must be made as far in advance as possible to the Director of Media Services. When time permits, credentials will be mailed. Otherwise, credentials will be left at Will Call, located at the ticket booth near the South Gate. Defined priority for receiving credentials will be as follows: (1) Representatives of outlets requiring daily deadlines, commercial television stations, OSN affiliate radio stations, nationally circulated publications and outlets who regularly cover the visiting team; (2) Area weekly and periodical publications, radio stations not affiliated with the OSN and additional campus outlets. Outlets that regularly cover the Ducks will receive a higher priority possible. Visiting representatives also are encouraged to inform their local SID of pending coverage. Only outlets producing audited circulation or audience totals will be granted working credentials.

### PARKING

A limited number of parking passes will be made available through the Oregon Media Services Office. Access to parking (Lots 8 and 9) may be obtained via Leo Harris Parkway directly south of the stadium press box.

### TELEPHONES & INTERNET

Oregon will have telephones in the press box for use with third-party, collect or credit card calls only. Access instructions for wireless internet can be obtained outside the Media Services workroom.

### PHOTOGRAPHERS

All photographers must check out a photo vest prior to kickoff at the Media Services workroom in the press box. Credentialed personnel working the sidelines must obey the NCAA rules pertaining to sideline boundaries. Photographers are to be no closer than six feet to the playing field and must be outside the 25-yard lines at each end of the field. Photographers are not allowed inside the team boxes. Passes and vests must be worn in an easily visible manner by all photographers in all weather conditions. A work area to send digital photos is located underneath the stands in the east end zone. Television videographers wishing to setup tripods in the Casanova Center Press Room prior to the game for the post-game press conference must do so two-and-a-half hours before kickoff.

### LOCKER ROOMS

Oregon's locker room is located in the Casanova Center, west of Autzen Stadium. The visitor's locker room is located underneath the west end of Autzen Stadium. The home locker room is closed following the game, but Oregon's postgame interviews are conducted in an adjacent media room located in the Casanova Center. For the visiting team's postgame interview policy, contact the visiting SID.

### OREGON SPORTS NETWORK

The Oregon Sports Network, now under the oversight of Oregon IMG Sports Marketing, begins its 26th season of operation within the athletics department, continuing to broadcast all Oregon football, men's and women's basketball contests and coaches shows exclusively along its state-wide affiliate network.

Veteran Oregon sportscaster Jerry Allen, now in his 26th year as the Ducks' popular radio play-by-play voice, is joined by former UO quarterback Mike Jorgensen for his 23rd season.

The cornerstones of the Oregon Sports Network are Cumulus Broadcasting (KUGN, 590-AM) in Eugene/Springfield and Alpha Broadcasting (750 The Game [AM]) in Portland. KUGN has been the Eugene broadcast partner for the last 18 years, while KXL has been part of the network since its inception.

### PAC-12 NETWORKS

Select Oregon football games will be televised live on Pac-12 Networks, including home games vs. Fresno State (Sept. 8) and Tennessee Tech (Sept. 15). The official launch date for the conference's new full-time linear television networks, which will feature one national and six regional networks, including the Pac-12 Oregon Network, is Aug. 15.

### OREGON MEDIA SERVICES

Len Casanova Center  
2727 Leo Harris Parkway, Suite 244  
Eugene, OR 97401  
PH: 541-346-5488

#### **David Williford**

Exec. Assistant AD/Media Services  
Direct: 541-346-2251  
Home: 541-729-6801  
E-mail: diw@uoregon.edu



#### **Andy McNamara**

Assistant Director  
Direct: 541-346-2253  
Home: 541-543-0123  
E-mail: mcnamara@uoregon.edu  
Twitter: @McNamaraUO



### MEDIA SERVICES STAFF

#### **Greg Walker**

Associate Director  
541-346-2252 • gswalker@uoregon.edu

#### **Chris Geraghty**

Assistant Director  
541-346-7332 • chrisg@uoregon.edu

#### **Geoff Thurner**

Assistant Director  
541-346-2250 • gthurner@uoregon.edu

#### **Cameron Harati**

Media Services Intern  
541-346-5532

#### **Kim Johannsen**

Administrative Assistant - Football Credentials  
541-346-5475 • kjohanns@uoregon.edu

**AUTZEN PRESS BOX: 541-346-7074**



## NUMERICAL

No.	Name	Pos.
1	Josh Huff	WR
2	Troy Hill	CB
2	Bryan Bennett	QB
3	Dior Mathis	CB
3	Jake Rodrigues	QB
4	Erick Dargan	S
5	Issac Dixon	DB
6	De'Anthony Thomas	RB/WR
7	Keanon Lowe	WR
8	Reggie Daniels	DB
8	Marcus Mariota	QB
9	Arik Armstead	DL
9	Byron Marshall	RB
10	Rahsaan Vaughn	WR
11	Bralon Addison	ATH
12	Devon Blackmon	WR
12	Brian Jackson	DB
14	Ifo Ekpre-Olomu	CB
14	Dustin Haines	QB
15	Colt Lyerla	TE
16	Daryle Hawkins	WR
17	Jeff Lockie	QB
17	James Scales	DB
18	Dwayne Stanford	WR
19	Eric Dungy	WR
20	John Boyett	FS
21	Chance Allen	WR
21	Avery Patterson	DB
22	Derrick Malone Jr.	LB
23	B.J. Kelley	WR
24	Kenjon Barner	RB
25	Boseko Lokombo	LB
26	Ben Butterfield	WR
27	Terrance Mitchell	CB
28	Eric Amoako	DB
29	Stephen Amoako	DB
30	Dylan Ausherman	K
30	Bronson Yim	DB
31	Kenny Bassett	RB
31	Oshay Dunmore	DB
32	Evan Baylis	TE
32	J.R. Maffie	DB
33	Tyson Coleman	LB
33	Ayele Forde	RB
34	Rahim Cassell	LB
34	Lane Roseberry	RB
35	Anthony Wallace	LB
36	Jennings Stewart	TE
37	Michael Manns	DB/WR
38	Bill Chimphalee	RB
38	Mike Garrity	LB
39	Drew Howell	LS
40	Brett Bafaro	LB
41	Alejandro Maldonado	K/P
41	Blake Stanton	WR
42	Cody Carriger	DE
43	Keloni Kamalani	LB
44	DeForest Buckner	DL
45	T.J. Daniel	ATH
46	Michael Clay	LB
47	Kiko Alonso	LB
48	Rodney Hardrick	LB
49	Jackson Rice	P
50	Ryan Hagen	DL
51	Isaac Ava	LB

## 2012 OREGON FOOTBALL FALL ALPHABETICAL ROSTER

No.	Name	Pos.	Ht.	Wt.	Cl.-Exp.	Hometown (Last School/HS)
11	Addison, Bralon	ATH	5-10	189	Fr.-HS	Missouri City, TX (Fort Bend Hightower)
21	Allen, Chance	WR	6-2	195	Fr.-HS	Missouri City, TX (Fort Bend Elkins)
47	Alonso, Kiko	LB	6-4	242	Sr.-2L*	Los Gatos, CA (Los Gatos)
28	Amoako, Eric	DB	5-11	193	Fr.-HS	Arlington, TX (Martin)
29	Amoako, Stephen	DB	5-11	194	Fr.-HS	Arlington, TX (Martin)
9	Armstead, Arik	DL	6-8	280	Fr.-HS	Sacramento, CA (Pleasant Grove)
78	Armstrong, Karrington	OL	6-3	290	Jr.-1L*	Reno, NV (McQueen)
30	Ausherman, Dylan	P	6-3	170	Jr.-JC	Visalia, CA (College of the Sequoias/EI Diamante)
51	Ava, Isaac	LB	5-10	240	So.-SQ*	Ewa Beach, HI (St. Louis)
40	Bafaro, Brett	LB	6-2	225	Fr.-HS	Hillsboro, OR (Liberty)
84	Bair, Stetzon	DL	6-9	270	So.-JC	St. Anthony, ID (Iowa Western CC/South Fremont)
56	Balducci, Alex	DL	6-4	290	Fr.-HS	Portland, OR (Central Catholic)
24	Barner, Kenjon	RB	5-11	192	Sr.-3L*	Riverside, CA (Notre Dame)
31	Bassett, Kenny	RB	5-9	178	So.-SQ*	Beverly Hills, CA (Beverly Hills)
32	Baylis, Evan	TE	6-6	244	Fr.-HS	Centennial, CO (Grandview)
93	Beard, Rob	PK	6-0	215	Sr.-3L*	Fullerton, CA (Troy)
2	Bennett, Bryan	QB	6-3	204	So.-1L*	Encino, CA (Crespi)
71	Benyard III, Everett	OL	6-7	305	Jr.-1L*	San Diego, CA (Cathedral Catholic)
12	Blackmon, Devon	WR	6-1	186	Fr.-RS*	Fontana, CA (Summit)
20	Boyett, John	FS	5-10	205	Sr.-3L*	Napa, CA (Napa)
85	Brown, Pharaoh	TE	6-6	234	Fr.-HS	Lyndhurst, OH (Brush)
44	Buckner, DeForest	DL	6-7	265	Fr.-HS	Honolulu, HI (Punahou)
26	Butterfield, Ben	WR	6-0	197	Jr.-1L*	Sherwood, OR (Sherwood)
42	Carriger, Cody	DL	6-6	235	Fr.-HS	Butte, MT (Butte)
34	Cassell, Rahim	LB	6-0	215	Fr.-RS*	Lakewood, CA (Lakewood)
38	Chimphalee, Bill	RB	6-0	210	Jr.-TR	Kenai, AK (Orange Coast College/Kenai Central)
60	Clanton, Ryan	OL	6-5	305	Sr.-1L*	Bakersfield, CA (CC of San Francisco/Bakersfield Christian)
46	Clay, Michael	LB	5-11	222	Sr.-3L	San Jose, CA (Bellarmine College Prep)
61	Cody, Nick	OL	6-5	310	Sr.-3L*	Brush Prairie, WA (Hockinson)
33	Coleman, Tyson	LB	6-1	222	Fr.-RS*	Lake Oswego, OR (Lake Oswego)
45	Daniel, T.J.	ATH	6-6	249	Fr.-HS	Oakland, CA (Bishop O'Dowd)
8	Daniels, Reggie	DB	6-1	200	Fr.-HS	Chandler, AZ (Hamilton)
4	Dargan, Erick	S	5-11	205	So.-1L*	Pittsburg, CA (Pittsburg)
84	Delaney, Chad	WR	6-0	180	Jr.-1L*	Elmira, OR (Elmira)
5	Dixon, Issac	DB	5-11	195	Fr.-RS*	Miami Gardens, FL (Monsignor Pace)
19	Dungy, Eric	WR	6-1	183	So.-1L*	Tampa, FL (Plant)
31	Dunmore, Oshay	DB	6-2	195	Fr.-HS	Newport, OR (Newport)
91	Ebanez, Dane	WR	5-9	180	Jr.-SQ*	North Pole, AK (North Pole)
97	Ebert, Jared	DL	6-5	260	Jr.-RS*	Iowa City, IA (Iowa Western CC/Iowa City West)
14	Ekpre-Olomu, Ifo	CB	5-10	190	So.-1L	Chino Hills, CA (Chino Hills)
58	Euscher, James	OL	6-7	291	Fr.-RS*	Aloha, OR (Aloha)
75	Fisher, Jake	OL	6-6	294	So.-1L	Traverse City, MI (Traverse City West)
33	Forde, Ayele	RB	5-7	183	So.-1L*	Victorville, CA (Silverado)
57	Fox, Trevor	OL	6-5	290	Jr.-SQ*	Temecula, CA (Chaparral)
82	French, Christian	DE	6-5	242	Fr.-RS*	Cedar Rapids, IA (John F. Kennedy)
38	Garrity, Mike	LB	6-1	226	So.-SQ*	San Carlos, CA (Archbishop Riordan)
55	Grasu, Hroniss	OL	6-3	294	So.-1L*	Encino, CA (Crespi)
63	Greig, Mana	OL	5-11	291	Jr.-2L*	Kailua, HI (St. Louis)
50	Hagen, Ryan	DL	6-3	285	Jr.-1L*	Brea, CA (Troy)
14	Haines, Dustin	QB	6-3	207	Jr.-2L*	Eugene, OR (South Eugene)
48	Hardrick, Rodney	LB	6-1	230	So.-SQ	Colton, CA (Colton)
66	Hart, Taylor	DE	6-6	292	Jr.-2L*	Tualatin, OR (Tualatin)
16	Hawkins, Daryle	WR	6-4	202	Jr.-2L*	Omaha, NE (Omaha Central)
90	Heimuli, Ricky	DT	6-4	305	Jr.-2L	Glendale, UT (Brighton)
2	Hill, Troy	CB	5-11	180	So.-1L*	Ventura, CA (St. Boneventure)

# 2012 OREGON FOOTBALL FALL ALPHABETICAL ROSTER

No.	Name	Pos.	Ht.	Wt.	Cl.-Exp.	Hometown (Last School/HS)
52	Housley, Dawson	LB	6-3	200	Fr.-HS	Eugene, OR (Sheldon)
39	Howell, Drew	LS	6-2	220	Jr.-2L	Tehachapi, CA (Tehechapi)
1	Huff, Josh	WR	5-11	205	Jr.-2L	Houston, TX (Nimitz)
12	Jackson, Brian	DB	5-10	205	Jr.-2L*	Hoover, AL (Hoover)
64	Johnstone, Tyler	OL	6-6	292	Fr.-RS*	Chandler, AZ (Hamilton)
96	Jordan, Dion	DE	6-7	243	Sr.-3L*	Chandler, AZ (Chandler)
80	Ka'ai, Koa	TE	6-4	251	Fr.-RS*	Honolulu, HI (Kamehameha)
98	Kafovalu, David	DE	6-3	240	So.-SQ*	Riverside, CA (Arlington)
43	Kamalani, Keloni	LB	5-11	215	Jr.-2L*	Kihei, HI (Kamehameha Maui)
99	Kamp, Sam	DL	6-4	251	Fr.-RS*	Mesa, AZ (Mountain View)
92	Keliikipi, Wade	DT	6-3	295	Jr.-2L*	Waianae, HI (Waianae)
23	Kelley, B.J.	WR	6-2	181	Fr.-RS*	Fresno, CA (Central)
17	Lockie, Jeff	QB	6-2	195	Fr.-HS	Danville, CA (Monte Vista)
25	Lokombo, Boseko	LB	6-3	233	Jr.-2L*	Abbotsford, B.C. (W.J. Mouat Secondary)
74	Long, Kyle	OL	6-7	311	Sr.-JC	Charlottesville, VA (Saddleback CC/St. Anne's-Belfield)
7	Lowe, Keanon	WR	5-9	181	So.-1L*	Portland, OR (Jesuit)
15	Lyerla, Colt	TE	6-5	246	So.-1L	Hillsboro, OR (Hillsboro)
32	Maffie, J.R.	DB	5-11	205	Jr.-SQ*	Diamond Bar, CA (Bishop Amat)
41	Maldonado, Alejandro	K/P	5-10	185	Jr.-1L	Colton, CA (Colton)
22	Malone Jr., Derrick	LB	6-2	219	So.-1L*	Colton, CA (Colton)
37	Manns, Michael	DB/WR	5-11	165	Fr.-HS	Molalla, OR (Molalla)
8	Mariota, Marcus	QB	6-4	211	Fr.-RS*	Honolulu, HI (St. Louis)
9	Marshall, Byron	RB	5-10	201	Fr.-HS	San Jose, CA (Valley Christian)
3	Mathis, Dior	CB	5-9	182	So.-1L*	Detroit, MI (Cass Tech)
94	McQuaw, Axel	OL	6-6	275	Jr.-SQ*	Waldport, OR (Waldport)
27	Mitchell, Terrance	CB	6-0	189	So.-1L*	Sacramento, CA (Luther Burbank)
87	Morrison, Nick	DL	6-4	265	Sr.-SQ*	Everett, WA (Reedley C.C./Cascade)
89	Murphy, Will	WR	6-2	193	Sr.-2L*	Albany, OR (West Albany)
59	Palmer, Jeff	LS	5-10	190	Sr.-3L*	Dana Point, CA (Santa Margarita)
21	Patterson, Avery	DB	5-10	185	Jr.-2L*	Pittsburg, CA (Pittsburg)
62	Pierson, Matt	OL	6-6	272	Fr.-RS*	West Linn, OR (Jesuit)
68	Prater, Jamal	OL	6-4	275	Fr.-RS*	Etiwanda, CA (Etiwanda)
65	Remington, Isaac	DT	6-4	301	Sr.-1L*	Queen Creek, AZ (Phoenix College/Valley Christian)
49	Rice, Jackson	P	6-3	218	Sr.-3L	Moraga, CA (Campolindo)
3	Rodrigues, Jake	QB	6-3	218	Fr.-HS	Rocklin, CA (Whitney)
34	Roseberry, Lane	RB	6-1	230	Fr.-HS	Bly, OR (Lakeview)
17	Scales, James	DB	5-10	190	So.-1L*	Greensboro, NC (Northern Guilford)
18	Stanford, Dwayne	WR	6-5	195	Fr.-HS	Cincinnati, OH (Taft)
41	Stanton, Blake	WR	5-11	211	So.-SQ*	Los Angeles, CA (Crespi)
54	Stevens, Hamani	OL	6-3	298	So.-1L*	Hemet, CA (Hemet)
36	Stewart, Jennings	TE	6-3	235	Sr.-1L*	Grants Pass, OR (Grants Pass)
86	Teague, Brian	TE	6-3	265	Jr.-1L*	Portland, OR (David Douglas)
6	Thomas, De'Anthony	RB/WR	5-9	176	So.-1L	Los Angeles, CA (Crenshaw)
59	Thompson, Grant	LB	5-11	220	So.-SQ*	Cottage Grove, OR (Cottage Grove)
10	Vaughn, Rahsaan	WR	6-2	198	Sr.-1L	Oakland, CA (College of San Mateo/Washington)
35	Wallace, Anthony	LB	6-0	235	So.-1L	Dallas, TX (Skyline)
91	Washington, Tony	DE	6-3	244	So.-1L*	Rancho Cucamonga, CA (Los Osos)
30	Yim, Bronson	DB	5-10	180	Fr.-RS*	Honolulu, HI (St. Louis)
77	York, Carson	OL	6-5	293	Sr.-3L*	Coeur d'Alene, ID (Lake City)
72	Yruretagoyena, Andre	OL	6-5	288	Fr.-RS*	Scottsdale, AZ (Chaparral)

\*Utilized Redshirt Year

ROSTER AS OF AUGUST 16, 2012

NUMERICAL		
No.	Name	Pos.
52	Dawson Housley	LB
54	Hamani Stevens	OL
55	Hroniss Grasu	OL
56	Alex Balducci	DL
57	Trevor Fox	OL
58	James Euscher	OL
59	Jeff Palmer	SS
59	Grant Thompson	LB
60	Ryan Clanton	OL
61	Nick Cody	OL
62	Matt Pierson	OL
63	Mana Greig	OL
64	Tyler Johnstone	OL
65	Isaac Remington	DT
66	Taylor Hart	DE
68	Jamal Prater	OL
70	Hushun Smith	OL
71	Everett Benyard III	OL
72	Andre Yruretagoyena	OL
74	Kyle Long	OL
75	Jake Fisher	OL
77	Carson York	OL
78	Karrington Armstrong	OL
80	Koa Ka'ai	TE
82	Christian French	DE
84	Stetzon Bair	DL
84	Chad Delaney	WR
85	Pharaoh Brown	TE
86	Brian Teague	TE
87	Nick Morrison	DL
89	Will Murphy	WR
90	Ricky Heimuli	DT
91	Dane Ebanez	WR
91	Tony Washington	DE
92	Wade Keliikipi	DT
93	Rob Beard	PK
94	Axel McQuaw	OL
96	Dion Jordan	DE
97	Jared Ebert	DL
98	David Kafovalu	DE
99	Sam Kamp	DL

## PRONUNCIATION GUIDE

Kiko Alonso	.....	kee-koe
Kenjon Barner	.....	ken-yon
John Boyett	.....	boy-ETT
Rahim Cassell	.....	cah-SELL
Bill Chimphalee	.....	chim-PAH-lee
Eric Dungy	.....	dunn-jee
Dane Ebanez	.....	ee-BAHN-yez
Ifo Ekpre-Olomu	.....	ee-fo eck-pray-olo-moo
Ayele Forde	.....	uh-yay-lay FORD
Mana Greig	.....	mah-nuh GREG
Ricky Heimuli	.....	heh-MOO-lee
Koa Ka'ai	.....	KAI
Wade Keliikipi	.....	kay-lee-ee-KEE-pee
Boseko Lokombo	.....	bo-SAY-ko lo-KOM-bo
Marcus Mariota	.....	mario-tah
Jake Rodrigues	.....	rod-REE-gez
Hamani Stevens	.....	hah-MAH-nee
Andre Yruretagoyena	.....	ee-roo-rettah-go-AIN-ya

GENERAL INFORMATION

# 2012 Oregon Football Season Preview

## Ducks by Position/Class

### QUARTERBACKS

RS-JR Dustin Haines  
RS-SO Bryan Bennett  
RS-FR Marcus Mariota  
FR Jeff Lockie  
FR Jake Rodriguez

### RUNNING BACKS

RS-SR Kenjon Barner  
JR - Bill Chimphalee  
RS-SO Kenny Bassett  
RS-SO Ayele Forde  
SO De'Anthony Thomas  
FR Byron Marshall  
FR Lane Roseberry

### OFFENSIVE LINEMEN

RS-SR Ryan Clanton  
RS-SR Nick Cody  
RS-SR Carson York  
SR Kyle Long  
RS-JR Karrington Armstrong  
RS-JR Everett Benyard III  
RS-JR Trevor Fox  
RS-JR Mana Greig  
RS-JR Axel McQuaw  
RS-SO Hroniss Grasu  
RS-SO Hamani Stevens  
SO Jake Fisher  
RS-FR James Euscher  
RS-FR Tyler Johnstone  
RS-FR Matt Pierson  
RS-FR Jamal Prater  
RS-FR Andre Yrurettagoyena

### TIGHT ENDS

RS-SR Jennings Stewart  
RS-JR Brian Teague  
SO Colt Lyerla  
RS-FR Koa Ka'ai  
FR Evan Baylis  
FR Pharaoh Brown  
FR Terrence Daniel

### WIDE RECEIVERS

RS-SR Will Murphy  
SR Rahsaan Vaughn  
RS-JR Ben Butterfield  
RS-JR Chad Delaney  
RS-JR Dane Ebanes  
RS-JR Daryle Hawkins  
JR Josh Huff  
RS-SO Eric Dungy  
RS-SO Keanon Lowe  
RS-SO Blake Stanton  
RS-FR Devon Blackmon  
RS-FR B.J. Kelley  
RS-FR Taco Sumler  
FR Bralon Addison  
FR Chance Allen  
FR Dwayne Stanford  
FR Michael Manns

### PLACEKICKERS

RS-SR Rob Beard  
JR Dylan Ausherman  
JR Alejandro Maldonado

## New season, new team.

It's easy and expected to throw that phrase around when discussing the University of Oregon, or any other college football squad heading into the 2012 season for that matter, but the reality is it's impossible to look ahead without at least glancing back when discussing the Ducks.

Yes, the team lost two of the most productive and recognizable players in the program's 116-year history in running back LaMichael James and quarterback Darron Thomas, and their record-smashing numbers will not be easy to replace.

But three straight conference championships, three straight BCS bowl appearances, a Rose Bowl title and coming within a blade of field turf from a possible shot at victory in the National Championship Game are signs that point to elite program status. Those kinds of programs don't rebuild, they reload, so while the faces of some of the student-athletes have changed, it's impossible not to consider the recent past when looking ahead to the immediate future.

The Ducks are 34-6 since the start of the 2009 season under head coach Chip Kelly and have finished each of the past two seasons ranked in the top 5. They return a total of one start at the quarterback position and just 31 percent of their total offense from a year ago yet will start this season in the top 5.

The season may be new and the team may be different, but otherwise it's expected to be business as usual for the Oregon Ducks, now a perennial contender for conference and national crowns.

## OFFENSE

The side of the ball for the Ducks that will undergo the biggest makeover this season is the one that people typically associate with Oregon's success: The Offense. Of the 11 positions, at least six will feature new starters, including quarterback.

Once Darron Thomas declared early for the NFL Draft, sophomore Bryan Bennett was all but anointed the heir apparent in some media circles and throughout the UO fan base, but the play of redshirt freshman Marcus Mariota during the spring showed the Ducks have more than one option.

Bennett shined in spot duty as a redshirt freshman in 2011, stepping in for an injured Thomas in the second half of a crucial Pac-12 game vs. then-No. 18 Arizona State and leading the

Ducks on four scoring drives to put the game away. The following week, he started on the road at Colorado and piloted the Ducks to a 45-2 blowout win.

Mariota, who had been mostly under wraps while redshirting in 2011, broke out with a highlight-filled Spring Game, demonstrating a skill set reminiscent of former UO signal-caller Dennis Dixon. As a result, the battle for the starting job is expected to be tight and last well into preseason camp, but in either case the Oregon offense should be in very capable hands.

Joining the new quarterback in the UO backfield as a full-time starter will be senior running back Kenjon Barner, who is tasked with taking the spot of the school's all-time leading rusher LaMichael James. Barner started five games in 2011 and posted four 100-yard rushing efforts, all against Pac-12 competition.

The fact that Barner ran for 939 yards a year ago in primarily a backup role bodes very well for his potential success as the Ducks' feature back this season.

Sharing at least some of the carries with Barner will be electrifying sophomore De'Anthony Thomas, last year's Pac-12 co-offensive freshman of the year. Thomas technically counts as a returning starter at wide receiver, but will continue to perform a variety of roles to take advantage of his speed and talent. If Thomas gets enough touches, an All-America, or even a Heisman Trophy run is not out of the question.

Behind Barner and Thomas, true freshman Byron Marshall could earn time if he proves ready during preseason camp. Sophomores Ayele Forde and Kenny Bassett are also in line for backup roles.

The receiving corps will have a new look in 2012, if not completely in starting assignments, then in depth. There is still a possibility of rolling out Thomas and fellow returning starter junior Josh Huff, but even if that happens, the Ducks will need to find someone to emerge and fill the shoes of Rose Bowl offensive MVP Lavasier Tuinei, who had a team-best 48 receptions and 10 touchdowns last year.

The primary candidates are senior Rahsaan Vaughn, a four-game starter in 2011, and junior Daryle Hawkins, who had an outstanding spring. Plenty of others will have an opportunity to emerge, veterans and underclassman alike, but competition for all of the slots will last deep into preseason camp.

While the offense as a whole returns just five starters, Oregon's offensive line contains three of them, anchored by seniors Carson York (left guard) and Nick Cody (right tackle), and sophomore center Hronnis Grasu. The other spots could ultimately be filled by experienced players like senior Ryan Clanton and sophomore Jake Fisher, but the O-line may be UO's deepest position group and has no shortage of candidates.

Incoming junior college transfer Kyle Long, who has one year of eligibility, is an intriguing prospect at left tackle and could also push for immediate playing time.

The Ducks will need to find a new tight end to man a spot along the offensive front after losing standout David Paulson to graduation and the NFL. Sophomore Colt Lyerla, who took five of his seven catches to the end zone last season, leads an otherwise inexperienced group at the position that includes redshirt freshman Christian French, true frosh Evan Bayliss and junior Brian Teague.

## DEFENSE

When you are one of the highest-scoring teams in the country year in and year out, it's easy to have your defense overlooked. That's been the case with the Ducks, who have seen the headlines surrounding a pair of Rose Bowls and the BCS title game trumpeting the team's no huddle, no mercy attack.

But what's really made Oregon into a consistent contender, culminating in its first Rose Bowl win since 1917, has been the steady improvement and unique, playmaking style of the defense. Could this be the year the defense finally garners the bulk of the attention when the spotlight turns on Oregon? It's doubtful, but only because people like points. With its talent and depth, the 2012 UO defense is set up to be scary good.

Starting with the front seven, the Ducks return four starters, but that number isn't as important as the number of key contributors that return to the mix due to the amount of rotation implemented by defensive coordinator Nick Aliotti. Juniors Taylor Hart and Wade Keliikipi combined for 25 starts on the interior line and are again expected to rotate with junior Ricky Heimuli and senior Isaac Remington.

Senior Dion Jordan, a first-team All-Pac-12 choice in 2011, is an All-America candidate at one end, with impressive sophomore Tony Washington and true freshman Arik Armstead expected to compete for the starting nod on the opposite side.

At linebacker, only senior Michael Clay (WLB) qualifies as a returning starter, but senior Kiko Alonso (MLB), the defensive MVP of the 2012 Rose Bowl Game, and junior Boseko Lokombo (SLB) are also seasoned vets, setting up one of the most athletic starting trios in school history.

Sophomores Derrick Malone and Anthony Wallace, and redshirt freshman Tyson Coleman all made strides in the spring and will be counted on to contribute also.

In the secondary, the Ducks must fill the vacancy left at rover with the departure of Eddie Pleasant, but the other three positions are stocked with experience, starting with senior John Boyett at free safety. The team's leading tackler and an All-America candidate, Boyett was on the field for more plays than any other Duck in 2011, despite not playing a snap vs. Missouri State.

The rover spot should be in good hands with either Avery Patterson or Brian Jackson, both juniors, emerging with the job. The odd man out could end up as the primary nickel back, when the Ducks opt to go with a 5-DB set.

Sophomore corners Terrance Mitchell and Troy Hill are both returning starters, but fellow sophomore Ifo Ekpre-Olomu, who started twice, including the Rose Bowl, may have a line on one of the first-string spots. Whoever is left out of the starting mix will only push the others to perform at their best and make the position that much stronger.

## SPECIAL TEAMS

Another area of strength for the 2012 Ducks figures to be special teams as Oregon returns every key specialist with the exception of punt returner LaMichael James.

Jackson Rice is back for his senior season after being a finalist for the 2011 Ray Guy Award, presented to college football's best punter. Rice is also the regular holder for the Ducks, who return sophomore long snapper Drew Howell and junior Jeff Palmer, who snaps on place kicks.

Senior placekicker Rob Beard, who was the starter at the beginning of last season before an injury limited him for much of the year, returns, as does the man who took over his field goal and PAT duties, junior Alejandro Maldonado.

In the return game, Oregon will have no shortage of options, including De'Anthony Thomas, who scored two touchdowns and amassed nearly 1,000 yards returning kickoffs.

## Ducks by Position/Class

### DEFENSIVE LINEMEN

RS-SR Dion Jordan  
RS-SR Isaac Remington  
RS-JR Jared Ebert  
RS-JR Ryan Hagen  
RS-JR Taylor Hart  
RS-JR Wade Keliikipi  
RS-JR Nick Morrison  
JR Ricky Heimuli  
RS-SO Christian French  
RS-SO David Kafovalu  
RS-SO Tony Washington  
SO Stetzon Bair  
RS-FR Sam Kamp  
FR Arik Armstead  
FR Alex Balducci  
FR Cody Carriger  
FR DeForest Buckner

### LINEBACKERS

RS-SR Kiko Alonso  
SR Michael Clay  
RS-JR Keloni Kamalani  
RS-JR Boseko Lokombo  
RS-SO Isaac Ava  
RS-SO Mike Garrity  
RS-SO Derrick Malone  
RS-SO Grant Thompson  
SO Rodney Hardrick  
SO Anthony Wallace  
RS-FR Rahim Cassell  
RS-FR Tyson Coleman  
RS-FR Carlyle Garrick  
FR Brett Bafaro  
FR Dawson Housley

### DEFENSIVE BACKS

RS-SR John Boyett  
RS-JR Brian Jackson  
RS-JR J.R. Maffie  
RS-JR Avery Patterson  
RS-SO Erick Dargan  
RS-SO Troy Hill  
RS-SO Dior Mathis  
RS-SO Terrance Mitchell  
RS-SO James Scales  
SO Ifo Ekpre-Olomu  
RS-FR Issac Dixon  
RS-FR Bronson Yim  
FR Eric Amoako  
FR Stephen Amoako  
FR Reggie Daniels  
FR Oshay Dunmore  
FR Michael Manns

### PUNTER

SR Jackson Rice


### LONG/SHORT SNAPPERS

RS-SR Jeff Palmer  
JR Drew Howell

WEEK	ARK ST	FRES ST	TN TECH	ARIZ	WASH ST	WASH	ARIZ ST	COLO	USC	CAL	STAN	ORE ST
1	@ O	WASH STATE	HAWAII	TOLEDO	@ Y	BYE	NVLT	@	H	NEVADA	SAN JOSE	N
2	M	@ O	BYE	OST	BYE	LSU	I	HORNETS	S	SU	I	W
3	@ N	BYE	O	S	@	BYE	BYE	@	S	BYE	BYE	BYE
4	ALCOCK	BYE	BYE	O	BYE	BYE	BYE	BYE	BYE	BYE	BYE	BYE
5	WIKI	BYE	BYE	BOULDER	O	S	BYE	BYE	BYE	BYE	BYE	BYE
6	@ FVU	@	BYE	S	BYE	O	BYE	BYE	BYE	BYE	BYE	BYE
7	SOUTHERN CALIFORNIA	BOISE STATE	BYE	BYE	BYE	BYE	BYE	BYE	BYE	BYE	BYE	BYE
8	@	BYE	BYE	W	BYE	BYE	BYE	BYE	BYE	BYE	BYE	BYE
9	BYE	BYE	BYE	BYE	BYE	BYE	BYE	BYE	BYE	BYE	BYE	BYE
10	@ NORTH TEXAS	H	BYE	Nevada BRUINS	@ U	BYE	BYE	BYE	BYE	BYE	BYE	BYE
11	BYE	NEVADA	BYE	BYE	BYE	BYE	BYE	BYE	BYE	BYE	BYE	BYE
12	@	BYE	BYE	BYE	BYE	BYE	BYE	BYE	BYE	BYE	BYE	BYE
13	BYE	BYE	BYE	BYE	BYE	BYE	BYE	BYE	BYE	BYE	BYE	BYE
14	BYE	BYE	BYE	BYE	BYE	BYE	BYE	BYE	BYE	BYE	BYE	BYE

# PLAYERS





## Bralon Addison

11 | athlete  
freshman | 5-10 | 189  
Missouri City, Texas  
Fort Bend Hightower High School

**BEFORE OREGON** — A three-year letterwinner at Fort Bend Hightower High School for head coach Barry Abercrombie ... Selected to the 2012 U.S. Army

All-American game and played at wide receiver ... Primarily a quarterback for the Hurricanes, Addison was the Texas all-state first-team QB as a senior, completing 134 of 238 attempts for 2,158 yards and 22 touchdowns against only three interceptions ... Also rushed for 1,625 yards and 20 scores on 190 carries (8.6 avg.) on his way to all-Sun first-team honors ... As a junior, passed for 1,858 yards (118 of 199) and 28 touchdowns with just three interceptions, and rushed 144 times for 1,068 yards (7.4 avg.) and 15 TDs ... Saw the bulk of his time at wide receiver during his sophomore campaign, catching 18 balls for 331 yards (18.4 avg.) ... Lettered twice in basketball.

**PERSONAL** — Parents: Julius Addison and Sonya Swindell. Family: One brother, one sister. Major: Undeclared.




## Chance Allen

21 | wide receiver  
freshman | 6-2 | 195  
Missouri City, Texas  
Fort Bend Elkins High School

**BEFORE OREGON** — A three-year letterwinner at Fort Bend Elkins under head coach Dennis Brantley ... 5A Texas Region III all-district selection ... Finished

his prep career with 126 receptions for 1,920 yards and 22 touchdowns ... Led the Knights with 52 receptions for 892 yards and 10 touchdowns as a senior ... Caught 51 balls for 678 yards and eight TDs as a junior after posting totals of 23 catches, 350 yards and four scores as a sophomore ... Also a starting guard on the Knights' basketball team, ranking second on the squad in scoring as both a junior and a senior.

**PERSONAL** — Parents: Donald and Alycia Allen. Intended Major: Criminal Justice.



## Kiko Alonso

47 | linebacker  
redshirt junior | 6-4 | 242  
Los Gatos, Calif.  
Los Gatos High School

**2011** — Oregon's eighth-leading tackler ranked fourth among linebackers with 46 stops ... Rose Bowl

defensive player of the game with one interception and five tackles, including career-highs of 1.5 sacks and 2.5 tackles for loss of eight yards ... Two tackles for loss (5 yards) among five total stops in Oregon's win over UCLA in the Pac-12 Championship Game ... Recorded first career interception in win vs. Oregon State ... Made six tackles vs. USC ... Both tackles in win at Stanford were solo stops ... First career sack for a loss of six yards among his three solo tackles in win at Colorado ... Also had three tackles in win vs. Cal ... Career-high nine tackles, including eight of the solo variety in win at Arizona ... Seven tackles, 0.5 for a two-yard loss, in win vs. Missouri State ... Registered four tackles and a QB hurry while seeing first action of the season in win over Nevada ... Posted the top mark among linebackers and third-best overall with a 380-pound bench press during winter testing ... Helped the Oregon Green team post a shutout with four tackles (three solo) in the Spring Game.

**2010** — Spent the season rehabilitating from a knee injury suffered during the spring.

**2009** — Oregon's primary reserve at middle linebacker ... Appeared in the final 12 games, accumulating 13 of his 16 tackles unassisted ... Included was one TFL vs. Oregon State and credited with a personal-best four tackles at Washington ... One of Oregon's top special teams players also forced one fumble ... Played 10 or more snaps in nine appearances, including a personal-best 27 in the Rose Bowl.

**2008** — Redshirt season ... Named scout team player of the week (special teams) for his work leading up to win at Arizona State.

**BEFORE OREGON** — Led the De Anza League and Central Coast Section in tackles his senior year with 150 stops (81 unassisted), ranking 32nd in the state with a 12.5 avg. ... Tallied double figures in tackles in 10 of 12 games, including single-game best 17 vs. Palma ... Also finished third on the team in quarterback sacks (27) in addition to leading the Wildcats in receiving (35 catches, 559 yards) and ranking as school's third-leading scorer (42 points) ... Attracting a ranking of 38th in the country at linebacker by SuperPrep.com, the PrepStar all-West Region choice also was named to Scout.com's California Top 100 (83rd) ... Also named to the all-Northern California first-team defense by GoldenStatePreps.com ... The third-team all-state defender (calhisports.com) helped lead Central Coast's sixth-ranked team to the league title (10-1-1) in 2007, with its lone loss his final year coming against Gilroy (40-34) in the sectional semifinals.

**PERSONAL** — Parents: Carlos and Monica Alonso. Family: Two brothers. High School (Coach): Los Gatos (Butch Cattolico) 2008. Major: Sociology. Redshirt: 2008.

### ALONSO'S CAREER STATISTICS

Tackles	G	UA	A	Total	TFL	Yds	PD	FF	FR	Blkd
2009	12	13	3	16	1.0	2	0	1	0	0
2011	12	28	18	46	6.0	21	2	0	0	0
TOTAL	24	41	21	62	7.0	23	2	1	0	0

Sacks	G	UA	A	Total	Yds
2009	12	0	0	0.0	0
2011	12	2	1	2.5	13
TOTAL	24	2	1	2.5	13

Interceptions	G	No.	Yds	TD	Lg	Avg/R	Avg/G
2009	12	0	0	0	0	0.0	0.0
2011	12	2	6	0	6	3.0	0.5
TOTAL	24	2	6	0	6	3.0	0.2

All Purpose	G	Rush	Rec	PR	KR	IR	Total	Avg/G
2009	12	0	0	0	0	0	0	0.0
2011	12	0	0	0	0	6	6	0.5
TOTAL	24	0	0	0	0	6	6	0.2


**ALONSO'S CAREER BESTS**

All-purpose yards: 6, Oregon State, 11/26/11  
 Interceptions: 1, vs Wisconsin, 01/02/12 ; Oregon State, 11/26/11  
 Long interception return: 6, Oregon State, 11/26/11  
 Tackles: 9, at Arizona, 09/24/11 (8-1)  
 Sacks: 1.5, vs Wisconsin, 01/02/12 (1-1)  
 Tackles for loss: 2.5, vs Wisconsin, 01/02/12 (2-1)  
 Fumbles forced: 1, Arizona State, Nov 14, 2009

**HONORS AND AWARDS**

2011


•Rose Bowl Defensive Player of the Game

**Stephen Amoako**

29 | defensive back  
 freshman | 5-11 | 194  
 Arlington, Texas  
 Martin High School

**BEFORE OREGON** — Played under 2011-2012 District 4-5A Texas Coach of The Year Bob Wager... As a senior, Amoako played the defensive back position opposite of his brother Eric, also a UO signee ... Earned second-team all-University Interscholastic League ... Named a Gatorade National Performer ... He totaled 20 tackles, five pass deflections, and three interceptions during his senior season.


**PERSONAL** — Parents: Eric Amoako and Donna Rogers. Family: Two brothers, one sister. Major: Undeclared.

**Eric Amoako**

28 | defensive back  
 freshman | 5-11 | 193  
 Arlington, Texas  
 Martin High School

**BEFORE OREGON** — A two-year letterwinner under 2011-2012 District 4-5A Texas Coach of The Year Bob Wager... As a senior, Amoako tallied 50 total tackles, six pass deflections and two interceptions as his team compiled a school-record 12-2 season ... Named second-team Class 5A all-Area team as a defensive back ... Considered the No. 25 defensive back nationally by Scout.com ... During his junior year he racked up 59 tackles, three interceptions, three pass deflections, two fumble recoveries, and a pair of sacks on his way to being named to first-team all-league.

**PERSONAL** — Parents: Eric Amoako and Donna Rogers. Family: Two brothers, one sister. Major: Undeclared.

**Arik Armstead**

9 | defensive line  
 freshman | 6-8 | 280  
 Sacramento, Calif.  
 Pleasant Grove High School

**2012-** Enrolled early and participated in spring practice. Recorded one tackle and forced a fumble in the Spring Game for the Fighting Ducks.

**BEFORE OREGON** — A two-way standout on the defensive and offensive lines for head coach Joe Cattolico at Pleasant Grove High School ... Selected to the U.S. Army All-American game and a member of the 2012 Parade All-America team ... Tallied 42 tackles, 3.5 sacks and broke up three passes in his final prep campaign, helping lead the Eagles to the California Sac-Joaquin Section Division I championship game ... Named to Cal-Hi Sports all-state first team as an offensive lineman ... 2011 Sac-Joaquin Section first-team offensive lineman ... Recorded 45 tackles, two sacks, two pass breakups, one blocked punt and one blocked field goal as a junior ... Named all-NorCal first-team selection on the offensive line, as well as first-team all-Metro by the Sacramento Bee during junior campaign ... Named Delta River League Lineman of the Year in 2010 ... Posted 39 tackles, two sacks, four pass breakups and recovered one fumble as a sophomore ... Also a two-year letterwinner in basketball for Pleasant Grove.

**PERSONAL** — Parents: Guss and Christa Armstead. Family: One brother, one sister. Intended Major: Sports Marketing



## Karrington Armstrong

78 | offensive line  
redshirt sophomore | 6-3 | 290  
Reno, Nev.  
McQueen High School

**2011** — Appeared in eight games ... Played a career-high 43 snaps in win over Missouri State ... Tied for the second-best squat mark (485 pounds) among all offensive linemen during winter conditioning.

**2010** — Made lone appearance in win vs. Portland State ... Tops among all offensive linemen in the shuttle run (4.34) and squat lift (tie - 500 lbs) during winter testing. Squat tied for top mark on the team.

**2009** — Redshirted his initial collegiate season.

**BEFORE OREGON** — A 2007 all-state selection at offensive guard ... Played offensive and defensive line for head coach Ken Dalton at McQueen High School of the Northern - High Desert League ... A three-star recruit according to both Rivals.com and Scout.com ... Ranked as the No. 48 offensive guard in the nation by Rivals.com and the No. 66 defensive tackle by Scout.com ... Team posted a flawless 14-0 record and won the state championship by defeating Palo Verde (Las Vegas) 13-12 at the University of Nevada's Mackay Stadium ... Armstrong had four tackles in the contest ... The Lancers outscored their opponents 579-100 on the season, including five shutouts (one in the playoffs) ... Also a state champion heavyweight wrestler in his junior season coach Jeremy Mumm.

**PERSONAL** — Parents: Johnny Armstrong and Cristi Suraco. Family: One brother, one sister. High School (Coach): Robert McQueen (Ken Datton) 2009. Major: Undeclared. Redshirt: 2009.



## Dylan Ausherman

30 | kicker  
junior | 6-3 | 170  
Visalia, Calif.  
College of the Sequoias/El Diamante High School

**BEFORE OREGON** — Spent two years at College of the Sequoias, playing for head coach Robert Dougherty ... Punted 67 times over 10 games in 2011 ... Had six punts of 50-plus yards and dropped eight inside the 20-yard line against only one touchback ... Student of the Chris Sailer Kicking school ... Top punter at the Nike Summer Camp in Los Angeles in 2011 ... Punted and played wide receiver at El Diamante High School for head coach Mark Rogers ... Helped the Miners to a 9-2 overall mark and unblemished 6-0 conference record as a senior, and an 11-2 (6-0) mark as a junior.

**PERSONAL** — Parents: Eddie Ausherman and Monica January. Family: Two sisters. Intended Major: Broadcast Journalism.



## Isaac Ava

51 | linebacker  
redshirt sophomore | 5-10 | 240  
Ewa Beach, Hawaii  
St. Louis High School

**2011** — Appeared in two games ... Made first tackle of collegiate career in victory over Nevada ... Benched 365 pounds, the second-best weight among linebackers.

**2010** — Key member of the scout team during redshirt season ... Recognized as team's scout team player of the week on defense for work during preparations leading up to win vs. Washington ... Scout team player of the week on special teams for looks he provided in practice before victory vs. Arizona.

**BEFORE OREGON** — Earned Interscholastic League of Hawaii honorable mention ... Named East Team all-star ... 2009 Varsity Team Captain St. Louis Football.


**PERSONAL** — Parents: Muao and Falavia Ava. Family: One sister. High School (Coach): St. Louis (John Hao), 2010. Major: Undeclared.

### AVA'S CAREER STATISTICS

Tackles	G	UA	A	Total	TFL	Yds	PD	FF	FR	Blkd
2011	2	1	0	1	0.0	0	0	0	0	0
TOTAL	2	1	0	1	0.0	0	0	0	0	0

### AVA'S CAREER BESTS

Tackles: 1, Nevada, 09/10/11 (1-0); at Arizona, 09/24/11 (1-0)




## Brett Bafaro

40 | linebacker  
freshman | 6-2 | 225  
Hillsboro, Oregon  
Liberty High School

**BEFORE OREGON** — A two-way standout and three-year letterwinner for head coach Eric Mahlum at Liberty High School ... Recorded 91 total tackles, including six sacks and 10 tackles for loss ... Rushed for 659 yards on 66 carries and hauled in 27 receptions for 373 yards, scoring a total of 10 touchdowns as a senior ... Named to the all-state first-team at linebacker and was the Northwest Oregon Conference defensive player of the year ... Selected second-team all-NWOC at running back ... Was invited to "The Opening" at the Nike campus, a football camp featuring 150 of the nation's top high school players ... Lettered three years in baseball.

**PERSONAL** — Parents: Blayne and Anne Bafaro. Family: Two brothers. Major: Undeclared.




## Alex Balducci

56 | defensive line  
freshman | 6-4 | 290  
Portland, Ore.  
Central Catholic High School

**BEFORE OREGON** — Played three seasons at Central Catholic High School for head coach Steve Pyne ... Selected to the U.S. Army All-American game, where he had two quarterback hurries and two tackles ... As a senior, tallied 68 tackles, including 40 solo stops, had seven sacks, deflected one pass, and forced two fumbles, while recovering one fumble for the Rams, who finished 10-3 and advanced to the semifinals of the OSAA Class 6A playoffs ... Named first-team all-state as both a defensive lineman and an offensive lineman, while also being named the Mt. Hood Conference and Class 6A Defensive Player of the Year in 2011.

**PERSONAL** — Parents: Ralph and Kathy Balducci. Family: One sister. Intended Major: Applied Business.




## Stetzon Bair

84 | defensive line  
sophomore | 6-9 | 270  
St. Anthony, Idaho  
Iowa Western CC/South Fremont HS

**BEFORE OREGON** — Spent one season at Iowa Western Community College, where he played under head coach Scott Strohmeier ... In nine games at WCC, he compiled 22 total tackles, 10 tackles for loss, and seven sacks ... As a senior at South Fremont High School in 2007, he totaled 41 tackles, two blocked punts and a sack on defense, while hauling in 11 receptions for 152 yards and two touchdowns at tight end ... Younger brother of former Oregon defensive tackle Brandon Bair, now of the Kansas City Chiefs.

**PERSONAL** — Spouse: Bethany. Parents: David and Brenda Miller, Terry and Lorena Bair. Family: Seven brothers, one sister. Major: Undeclared.



**Kenjon Barner**  
 24 | running back  
 redshirt senior | 5-11 | 192  
 Riverside, Calif.  
 Notre Dame High School

**2012** — Named to watch lists for Maxwell Award (player of the year), Doak Walker Award (running back) and Paul Hornung Award (most versatile player).

**2011** — Eighth in the Pac-12 in rushing at 78.2 yards per game ... Caught two passes for 52 yards and one touchdown and carried the ball seven times for 30 yards in win over Wisconsin in the Rose Bowl ... Totaled 88 all-purpose yards (79 rush, 9 rec) in win vs. UCLA in Pac-12 Championship Game ... 67 yards on 16 carries and one touchdown, caught one TD pass in win vs. Oregon State ... Carried 15 times for 123 yards and two scores in loss vs. USC ... 62 all-purpose yards, including two catches for 20 yards in win at Stanford ... 10 attempts for 41 yards and one touchdown in win at Washington ... Posted third-straight 100-yard rushing game with 107 yards and one touchdown in win vs. Washington State ... Caught one pass for 31 yards and carried 10 times for 115 yards and two touchdowns, including a career-long run of 84 yards in victory over Colorado ... Earned honorable mention CFPA running back of the week for the second straight week for performance at Colorado ... Posted career-high 171 yards on a career-high 31 attempts and one touchdown in win vs. Arizona State, earning honorable mention CFPA running back of the week ... 88 yards on 10 carries, including a long of 68 yards and one touchdown, returned three kickoffs for a total of 50 yards in win vs. Cal ... Carried 13 times for 72 yards and two touchdowns in victory at Arizona ... Also caught a touchdown pass in win over the Wildcats ... 75 All-purpose yards, including 65 yards on kick returns before leaving prior to halftime due to injury in loss against LSU ... Led all running backs with times of 3.91 seconds in the shuttle and 7.09 seconds in the "L" run during winter conditioning.

**2010** — Fourth-leading scorer (54 points) and second-leading rusher (551 yards) ... Ranked second on the team with 94.5 all-purpose yards per game ... Second start of the season, totaled 75 all-purpose yards (32 rush, 8 rec, 30 kr, 5 pr) in BCS Championship Game vs. Auburn ... Posted the second 100-yard rushing game of his career, totaling 133 yards and a touchdown on the ground at Oregon State ... Also caught a TD pass in win over the Beavers ... 71 yards on 15 carries vs. Arizona and 40 yards on eight carries at Cal ... Carried nine times for 60 yards, including a game-capping 30-yard touchdown vs. Washington after missing two games due to injury ... One reception for 18 yards before being injured on a kickoff return in the first half of the win at Washington State ... 70 all-purpose yards (14 rush, 39 kick return, 17 punt return) in win vs. Stanford ... Caught two passes for 18 yards and accumulated 29 return yards in win at ASU ... Carried three times for 28 yards and returned a kickoff 25 yards in win over Portland State before leaving prior to halftime due to injury ... Posted collegiate-best 228 all-purpose yards at Tennessee for his third-consecutive 200-yard effort ... Returned a punt 80 yards for a score against the Volunteers, equaling the school's eighth-longest punt return in school history ... Rushed for 147 yards and accounted for five touchdowns in the season-opening win vs. New Mexico ... Ran for scores of 1, 25, 10 and 41 yards in addition to taking a screen pass 60 yards to the end zone, tying the school's modern day single-game record for most touchdowns scored ... Named offensive Pac-10 player of the week for Week 1 ... Tabbed as the national punt returner performer of the week by the College Football Performance Awards following Week 2 ... On the watch list for the Paul Hornung Award as the nation's most versatile player and recognized with the award's performance of the week honor after the opening two weeks ... Shares honors as team's fastest running back, completing 2010 winter workouts by clocking 4.69 in the electronic 40 yards, as well as paced all players at his position with a 31-inch vertical jump ... Led all rushers with 96 yards (10.7 avg.) and two touchdowns in 2010 Spring Game ... In only his second appearance with the school's track team this year, ran the third leg of 4x100 relay that scored 4th in the 2010 outdoor Pac-10 Championships.

**2009** — The Pac-10's all-conference honorable mention choice saved his best for last, exploding for 420 all-purpose yards over his last two games, to set a single-season school record with 1,020 yards in kickoff returns ... Accumulated what was then a season-high 193 all-purpose yards in the regular-season finale vs. Oregon State before racking up 227 yards in the Rose Bowl ... Included was a season-high 160 yards on eight kickoff returns against the Beavers before running for a collegiate-best 64 yards vs. Ohio State ... Finished ninth on school's one-season all-purpose yards chart (1,553) ... Yet it was his 5-yard run on fourth down late in the game which secured the Civil War win ... Oregon's third-leading rusher (366 yards) ran for 33 yards against the Beavers ... Led the Ducks with a game-high 156 all-purpose yards against UCLA, thanks in large part to his 100-yard kickoff return

for a score to provide the second-half spark and led to his acclaim as the Pac-10's special teams player of the week ... Helped Oregon answer USC's opening field goal by returning ensuing kickoff 77 yards to provide Ducks with field position which they converted into a first-quarter game-tying field goal ... Added 40 yards on five carries vs. Washington State to go along with his 40 yards in punt returns and 30 yards in kickoff returns, and provided 120 all-purpose yards at Washington ... Scored his first collegiate touchdown against Purdue, converting a 3-and-19 situation into a 21-yard scoring run ... Finished game with 34 yards rushing ... Supplied his second rushing TD vs. the Trojans as part of his 24 rushing yards ... Returned kickoffs of 39 yards in the post-season, 31 yards vs. OSU, 26 yards against California, 27 against Utah, 24 yards vs. Purdue and 29 yards at Boise State ... Accumulated 154 yards in kickoff returns at Stanford, in addition to scoring his second rushing TD (1 yard) in as many weeks, to garner 171 all-purpose yards ... Also added one catch for 7 yards in collegiate debut at Boise State ... Ranked third in the Pac-10 in kickoff returns (24.9 avg.) and sixth in punt returns (9.1 avg.).

**2008** — Redshirt season ... Earned team's special teams scout honors leading up to win over Purdue ... Defensive scout team award for preparations ahead of USC game.

**BEFORE OREGON** — The PrepStar all-West Region pick was ranked as 38th-best running back in the country by Rivals.com as well as 86th overall prospect in the state ... The state's 2007 rushing and scoring leader finished second in the country in scoring (22.8 avg.) and fourth in rushing (240.3 avg.), tallying 3,124 yards on the ground (7.5 avg.) and 46 overall touchdowns ... Looms as one of only three Riverside players ever to run for over 3,000 yards in one season ... Included was a season-high 369 rushing yards vs. Laguna Beach, as he eclipsed 300 yards on the ground on three occasions ... Also posted 67 tackles (41 unassisted) as the Mountain Pass League's fourth-leading tackler as a senior, and returned a league-leading six interceptions for 146 yards ... Added a pair of fumble recoveries for a return of 91 yards in addition to leading the team in kickoff (28.5 avg.) and punt returns (17.3 avg.) ... As a junior, ran for 1,759 yards and 30 scores, in addition to recording 35 tackles and three interceptions on defense ... Over the course of his four-year prep tenure, accumulated 10,772 career all-purpose yards (8,178 yards rushing), 144 touchdowns and 362 tackles ... GoldenStatePreps.com all-Southern California second team ... Afforded team MVP honors in football and basketball as the league's scoring leader in both sports while claiming first-team all-CIF applause in football and second-team tributes in basketball.

**PERSONAL** — Parents: Gary and Wilhelmenia Barner. Family: Five brothers, one sister. High School (Coach): Riverside Notre Dame (Pat Thompson) 2008. Major: Criminology. Redshirt: 2008.

**BARNER'S CAREER STATISTICS**

Rushing	G	Att	Yds	TD	Lg	Avg/C	Avg/G
2009	13	61	366	3	48	6.0	28.2
2010	11	91	551	6	41	6.1	50.1
2011	12	152	939	11	84	6.2	78.2
TOTAL	36	304	1856	20	84	6.1	51.6

Receiving	G	Rec	Yds	TD	Lg	Rec/G	Avg/C	Avg/G
2009	13	4	30	0	13	0.3	7.5	2.3
2010	11	13	121	2	60	1.2	9.3	11.0
2011	12	17	184	3	54	1.4	10.8	15.3
TOTAL	36	34	335	5	60	0.9	9.9	9.3

Punt Returns	G	No.	Yds	TD	Lg	Avg/R	Avg/G
2009	13	13	137	0	31	10.5	10.5
2010	11	10	132	1	80	13.2	12.0
2011	12	3	-6	0	8	-2.0	-0.5
TOTAL	36	26	263	1	80	10.1	7.3

Kick Returns	G	No.	Yds	TD	Lg	Avg/R	Avg/G
2009	13	41	1020	1	100	24.9	78.5
2010	11	13	236	0	39	18.2	21.5
2011	12	7	115	0	26	16.4	9.6
TOTAL	36	61	1371	1	100	22.5	38.1

All Purpose	G	Rush	Rec	PR	KR	IR	Total	Avg/G
2009	13	366	30	137	1020	0	1553	119.5
2010	11	551	121	132	236	0	1040	94.5
2011	12	939	184	-6	115	0	1232	102.7
TOTAL	36	1856	335	263	1371	0	3825	106.2

Scoring	G	TD	Rush	Pass	Retn	PAT	2PAT	FG	Total	Avg/G
2009	13	4	3	0	1	0	0	0	24	1.8
2010	11	9	6	2	1	0	0	0	54	4.9
2011	12	14	11	3	0	0	0	0	84	7.0
TOTAL	36	27	20	5	2	0	0	0	162	4.5

Tackles	G	UA	A	Total	TFL	Yds	PD	FF	FR	Blkd
2009	13	5	0	5	0.0	0	0	0	0	0
2010	11	2	0	2	0.0	0	0	0	0	0
2011	12	1	0	1	0.0	0	0	0	0	0
TOTAL	36	8	0	8	0.0	0	0	0	0	0

\*Oregon record

#### BARNER'S CAREER BESTS

Points scored: 30, New Mexico, Sep 04, 2010  
 Touchdowns: 5, New Mexico, Sep 04, 2010  
 Rush attempts: 31, Arizona State, 10/15/11  
 Rush yards: 171, Arizona State, 10/15/11 (31 carries)  
 Rush TDs: 4, New Mexico, Sep 04, 2010  
 Long rush: 84, at Colorado, 10/22/11  
 Receptions: 3, Oregon State, 11/26/11  
 Receiving yards: 60, New Mexico, Sep 04, 2010 (1 reception)  
 Receiving TDs: 1, 5 times  
 Long reception: 60, New Mexico, Sep 04, 2010  
 Total offense attempts: 31, Arizona State, 10/15/11 (31 rush, 0 pass)  
 Total offense yards: 171, Arizona State, 10/15/11 (171 rush, 0 pass)  
 All-purpose yards: 228, at Tennessee, Sep 11, 2010  
 Punt returns: 4, Arizona State, Nov 14, 2009  
 Punt return yards: 84, at Tennessee, Sep 11, 2010 (2 returns)  
 Long punt return: 80, at Tennessee, Sep 11, 2010  
 Kick returns: 9, at Stanford, Nov 07, 2009  
 Kick return yards: 173, at Stanford, Nov 07, 2009 (9 returns)  
 Long kick return: 100, at UCLA, Oct 10, 2009  
 Tackles: 1, 9 times  
 Fumbles recovered: 1, vs LSU, Sep 03, 2011


#### HONORS AND AWARDS

##### 2010

- Pac-10 Player of the Week (Offense vs. New Mexico)
- CFPA Punt Returner Performer of the Week (at Tennessee)
- Paul Hornung Performance of the Week (vs. New Mexico, at Tennessee)

##### 2009

- All-Pac-10 Second Team (Phil Steele Publications, Rivals.com)
- Pac-10 All-Freshman (Sporting News)
- All-Pac-10 Honorable Mention (Pac-10 Coaches)
- Pac-10 Player of the Week (Special Teams at UCLA)



## Kenny Bassett

31 | running back  
 redshirt sophomore | 5-9 | 178  
 Beverly Hills, Calif.  
 Beverly Hills High School


**2012-** Caught two passes for 18 yards and ran for 24 yards on nine attempts and one touchdown in the Spring Game.

**2011** — Benched 295 pounds during winter conditioning, tied for the best among running backs.

**2010** — Worked on the scout team during redshirt season ... Was a two-time scout team player of the week, assisting in preparations leading up to wins over Tennessee (offense) and Arizona State (special teams).

**BEFORE OREGON** — Rushed for over 1,400 yards (7.60 avg.) with 14 touchdowns his junior season ... Named all-league running back first team in 2009 ... All-CIF running back in 2009 ... Also placed fifth in the CIF state finals in the 4x100 relay in 2010.

**PERSONAL** — Parents: Kenneth and Cory Bassett. Family: One brother, one sister. High School (Coach): Beverly Hills (Donald Paysinger), 2010. Intended Major: Business/Finance.



## Evan Baylis

32 | tight end  
 freshman | 6-6 | 244  
 Centennial, Colo.  
 Grandview High School

**2012-** Enrolled early and participated in spring practice. Caught two passes for 27 yards in the Spring Game.

**BEFORE OREGON** — As a senior, caught 24 passes for 225 yards and two touchdowns, while recording 108 tackles and eight sacks at linebacker, helping Grandview to a 5A Centennial League championship under head coach John Schultz ... Named to the all-league 5A Creek first team at tight end/fullback as a senior ... Selected to the 2011 all-Colorado first team (defense) and named to the 2011 5A all-state first team at linebacker ... Hauled in 33 passes for 456 yards and six touchdowns, averaging 13.8 yards per catch as a junior ... Named to the 2010 Colorado all-league 5A Creek first team on offense as an H-Back and was honorable mention all-state.

**PERSONAL** — Parents: Geoff and Michelle Baylis. Family: Two brothers. Major: Undeclared.



## Rob Beard

93 | kicker

redshirt senior | 6-0 | 215

Fullerton, Calif.

Troy High School

**2011** — Began the season as Oregon's starting placekicker before being sidelined with injury after the loss against LSU ... Kicked off 55 times for 3409 yards, averaging 62.0 yards per kick ... Had four solo tackles on the season, including one in win over Wisconsin in the Rose Bowl ... First career fumble recovery in win at Stanford ... Attempted two field goals on the year, making both vs. the Tigers with a season long 30 yards ... Returned in win vs. Washington, kicking off four times, averaging 62.0 yards ... Drilled all three field goal attempts and added an extra point to lead the Green Team to a win in the spring game ... Cleared 325 pounds on the bench press during winter conditioning to lead all kickers and quarterbacks.

**2010** — All-Pac-10 fourth team according to Phil Steele Publications ... Ranked fourth in the Pac-10 and 36th nationally in scoring with an average of 8.08 points per game ... Ranked eighth on the UO single-season scoring list with 97 points ... Made his first eight field goal attempts of the season and finished 10 for 13 ... .769 FG percentage was good for 10th in a single season at Oregon ... Averaged 64.5 yards on 95 kickoffs with 11 touchbacks ... Hit on his first 59 PAT kicks of the year before missing following UO's first touchdown at Oregon State ... Rushed for a pair of 2-point conversions, including one in the BCS Championship Game vs. Auburn ... Converted his only field goal attempt in the title game - a 28-yarder - to give UO an early 3-0 lead ... Made 1 of 2 field goals in the Civil War ... Had first FG misses of the season (37 and 48 yards) at Cal ... Connected on his lone field goal attempt of 29 yards and rushed for a 2-point PAT in win vs. Washington ... Perfect on single field goal attempts at USC (34), vs. UCLA (29) and vs. Stanford (22) ... Equaled school record by successfully converting 11 placements against Portland State, including field goals of 27 and 41 yards ... Set career-high with 15 points against the Vikings ... Made the most of his starting debut, connecting on both field goal attempts (37 and 42 yards) and converting all six PATs in win at Tennessee ... Achieved the top mark among kickers and quarterbacks in the bench press (295 lbs) during winter testing.

**2009** — Oregon's kick-off specialist in his freshman season ... Attempted one field goal (51 yards) against UCLA, which was blocked ... Utilized on 87 kickoffs, averaging 63.0 yards with 10 touchbacks, while allowing opponents an average starting field position of the 27-yard line.

**2008** — Redshirt season.

**BEFORE OREGON** — Beard earned three letters in football, two in basketball and two in track at Troy High School in Fullerton, Calif. ... Competed in the 100 meters, 4x100 and 4x400 meter relays during the track season while seeing time at running back, linebacker and place kicker in football ... Helped lead the Warriors to the 2006 league title with a 12-1 record, the best in school history ... Beard was twice named league player of the week his senior season and was named to the all-league team in 2006.

**PERSONAL** — Parents: Joseph and Leslie Beard. Family: One brother and one sister. High School (Coach): Troy High School (Jim Burton) 2008. Major: Advertising/Applied Business, Economics and Society. Redshirt: 2008.

### BEARD'S CAREER STATISTICS

Scoring	G	TD	Rush	Pass	Retn	PAT	2PAT	FG	Total	Avg/G
2009	13	0	0	0	0	1	0	0	1	0.1
2010	12	0	0	0	0	63	2	10	97	8.1
2011	8	0	0	0	0	3	0	2	9	1.1
TOTAL	33	0	0	0	0	67	2	12	107	3.2

Field Goals	G	Att	Made	Lg	Pct
2009	13	1	0	0	0.0
2010	12	13	10	42	76.9
2011	8	2	2	30	100.0
TOTAL	33	16	12	42	75.0

Kickoffs	G	No	Yds	Avg	TB	OB
2009	13	87	5478	63.0	10	2
2010	12	95	6131	64.5	11	1
2011	7	47	2913	62.0	1	1
TOTAL	32	229	14522	63.4	22	4

Tackles	G	UA	A	Total	TFL	Yds	PD	FF	FR	Blkd
2009	13	6	0	6	0.0	0	0	0	0	0
2010	12	2	0	2	0.0	0	0	0	0	0
2011	8	4	0	4	0.0	0	0	0	1	0
TOTAL	33	12	0	12	0.0	0	0	0	1	0

### BEARD'S CAREER BESTS

Points scored: 15, Portland State, Sep 18, 2010

Kick PATs: 9, Portland State, Sep 18, 2010

Points by kicking: 15, Portland State, Sep 18, 2010

Field goals made: 2, 4 times

Field goal attempts: 2, 6 times

Longest field goal: 42, at Tennessee, Sep 11, 2010

Tackles: 2, 4 times

Fumbles recovered: 1, at Stanford, 11/12/11

### HONORS AND AWARDS

2010

•All-Pac-10 Fourth Team (Phil Steele)



## Bryan Bennett

2 | quarterback  
redshirt sophomore | 6-3 | 204  
Encino, Calif.  
Crespi High School

**2012-** Hit 19 of 32 passes for 209 yards, including one touchdown and two interceptions for the Fighting Ducks in the Spring Game.

**2011** — Played in seven games and tossed six touchdowns against zero interceptions (24 of 45) ... Team's sixth-leading rusher with 200 yards on 23 carries ... Average of 8.7 yards per rush was tops on the team ... Completed his only pass attempt for eight yards to fellow quarterback Darron Thomas in win over Wisconsin in the Rose Bowl ... Saw action in win vs. Oregon State, carrying the ball twice, including a 19-yard scamper ... Connected on 4 of 7 attempts for 88 yards and two touchdowns, including a career-long 45-yard pass in victory vs. Washington State ... Also had four carries for 25 yards against the Cougars ... Made first collegiate start at quarterback, completing 11 of 20 attempts for a career-high 156 yards and a pair of touchdowns in win at Colorado... Rushed for 69 yards, including a career-long run of 43 yards against the Buffaloes ... Came in for an injured Darron Thomas at the beginning of the third quarter, rushing for 65 yards on five carries and completing two passes for 22 yards, helping the Ducks to a victory vs. Arizona State ... Completed 5 of 6 attempts and tossed two touchdowns in win vs. Missouri State ... Ran five times for 25 yards and completed 2 of 7 attempts for 36 yards in win vs. Nevada ... Notched a 32.5 inch vertical jump in winter conditioning, tops among quarterbacks and kickers ... connected on 10 of 18 passes for 98 yards in the spring game.

**2010** — Redshirt season ... A member of the travel squad all season, moved up to No. 2 on the QB depth chart following Nate Costa's season-ending injury vs. Washington.

**BEFORE OREGON** — A three-year starter at quarterback and defensive back for head coach Jeremiah Ross at Crespi High School of the Serra League (Southern Section, South 2 Division) ... 2009 co-MVP of the Serra League ... Was the Serra League first-team quarterback ... L.A. Times Top Ten High School Quarterback in the Southland nominee ... Tacoma News Tribune Western 100 selection ... Named a Prepstar Magazine All-American ... Team captain ... Completed 170 of 266 passes for 2,370 yards and 27 touchdowns in his senior season as the Celts went 5-5 ... Also ran for 410 yards on 60 carries and another seven touchdowns on the ground while throwing just six interceptions ... Had 20 tackles, one interception and four pass deflections while on defense ... In his junior season in 2008-09 when the Celts went 6-4, threw for 1,622 yards and nine touchdowns on 108-of-195 passing with 10 interceptions and rushed for 193 yards on 49 carries with one touchdown ... In 2007-08 as a sophomore, he passed for 2,133 yards and 17 touchdowns on 148 of 281 passing with 14 interceptions as the Celts went 11-3 overall, losing to Long Beach Poly in the state championship ... Took over as a sophomore after current UCLA quarterback and Crespi graduate Kevin Prince went down with a knee injury in the first game of his final season with the Celts ... Played with fellow incoming recruit Hroniss Grasu ... Selected as the MVP among quarterbacks at the Scout Combine in Los Angeles prior to his senior year ... Was timed at 4.52 in the 40 meters and 4.16 in the shuttle run ... As a track athlete, boasts a long jump of 22-10, triple jump of 46-6, a broad jump of 10-6 and has a 36-inch vertical ... Rated a four-star recruit and No. 10 quarterback in the country by Scout.com ... Earned a four-star ranking and No. 15 position ranking by Rivals.com ... Ranked a three-star recruit by ESPN.com.

**PERSONAL** — Parents: Brian and Shyhra Bennett. Family: Two sisters. High School (Coach): Crespi (Jeremiah Ross), 2010. Major: General Social Sciences. Redshirt: 2010.

### BENNETT'S CAREER STATISTICS

Passing	G	Att	Cmp	Int	Yds	TD	Lg	Pct	Avg/P	Avg/G	Effic
2011	8	46	25	0	369	6	45	54.3	8.0	46.1	164.8
TOTAL	8	46	25	0	369	6	45	54.3	8.0	46.1	

Rushing	G	Att	Yds	TD	Lg	Avg/C	Avg/G
2011	8	23	200	0	43	8.7	25.0
TOTAL	8	23	200	0	43	8.7	25.0

Total Offense	G	Rush	Pass	Total	Avg/G
2011	8	200	369	569	71.1
TOTAL	8	200	369	569	71.1

### BENNETT'S CAREER BESTS

Rush attempts: 6, at Colorado, 10/22/11  
Rush yards: 69, at Colorado, 10/22/11 (6 carries)  
Long rush: 43, at Colorado, 10/22/11  
Pass attempts: 20, at Colorado, 10/22/11  
Pass completions: 11, at Colorado, 10/22/11  
Pass yards: 156, at Colorado, 10/22/11  
Pass TDs: 2, 4 times  
Long pass: 45, Washington State, 10/29/11  
Total offense attempts: 26, at Colorado, 10/22/11 (6 rush, 20 pass)  
Total offense yards: 225, at Colorado, 10/22/11 (69 rush, 156 pass)  
All-purpose yards: 69, at Colorado, 10/22/11



## Everett Benyard

71 | offensive line  
redshirt junior | 6-7 | 305  
San Diego, Calif.  
Cathedral Catholic High School

**2011** — Appeared in all 14 games off the bench, primarily at right tackle ... Played 20 or more snaps in four games, including a career-high 37 in win vs.

Missouri State.

**2010** — Saw his lone action in season opener vs. New Mexico, playing 11 snaps ... Named the team's offensive scout team player of the week on offense for his prep work leading up to win over Arizona.

**2009** — The first-year redshirt was named squad's scout team offensive player of the week following wins over Utah and USC.

**BEFORE OREGON** — A 2008 Union-Tribune all-San Diego first team offense selection ... Played on the offensive line for head coach Sean Doyle at Cathedral High School of the Eastern League ... Two-time Eastern League first team ... Named a three-star recruit by both Scout.com and Rivals.com ... Ranked the No. 32 and No. 69 offensive tackle by Scout.com and Rivals.com, respectively ... Team went 14-0 his senior season and defeated St. Mary's (Stockton, Calif.) 37-34 in the Division II state football championship game held at the Home Depot Center in Carson, Calif. ... Benyard opened holes for teammate and four-star RB/FB prospect, Tyler Gaffney, who scampered for 329 yards and five touchdowns in the state title game ... Cathedral ran for 4,278 yards and passed for 2,616 yards on the season (second in state in total offense (492.4 yds/g), fourth in scoring (47.2 pts/g) and ninth in rushing) ... Also played basketball for two seasons at Cathedral Catholic.

**PERSONAL** — Parents: Everett and Jennette Benyard. Family: One brother, two sisters. High School (Coach): Cathedral Catholic (Sean Doyle) 2009. Major: General Social Sciences. Redshirt: 2009.




## Devon Blackmon

12 | wide receiver  
redshirt freshman | 6-1 | 186  
Fontana, Calif.  
Summit High School

**BEFORE OREGON** — A four-year letter winner at Summit High School under head coach Tony Barile ... Played in the 2011 Under Armour All-America

game, producing one of the game's top highlights with a 58-yard touchdown reception ... A four-star recruit according to Rivals.com, Scout.com, ESPN and 247Sports ... The No. 23 player on the ESPN 150 and No. 2 wide receiver overall ... Ranked No. 35 on the Rivals 100 and No. 5 at his position ... 247Sports tabbed him as the nation's No. 32-ranked player and No. 2 athlete, as well as the third-best player in California ... Rated as the No. 50 overall high school football player by Sporting News and selected to the Long Beach Post Telegram "Best in the West" first team ... Carried the ball 35 times for 370 yards and six touchdowns while piling on 31 catches for 379 yards and five scores during his senior year in 2010, when he was named All-Sunkist League Offensive MVP ... Rushed 64 times for 406 yards and five touchdowns to go along with 18 catches for 296 yards and five more TDs in 2009 ... Named to the All-Sunkist first-team in 2009 ... Played quarterback as a sophomore, passing for 1,207 yards and 13 TDs, while rushing 125 times for 714 yards and six touchdowns ... Was the 2008 Sunkist League MVP and selected first-team All-CIF as a QB ... Also a member of the All-State team as a sophomore ... Garnered All-Sunkist League first-team honors as a freshman ... Competed in track at Summit HS, running the 110 hurdles where he was the 2007/2008 league champion, posting a time of 13.92.

**PERSONAL** — Parents: Lawal and Ayanna Balogun. Family: One sister. High School (Coach): Summit (Tony Barile), 2011. Major: Communication.



## John Boyett

20 | free safety  
redshirt senior | 5-10 | 205  
Napa, Calif.  
Napa High School

**2012** — Named to watch lists for Bednarik Award (defense), Bronko Nagurski Trophy (defense) and Jim Thorpe Award (defensive back).

**2011** — All-Pac-12 second team according to the Pac-12 coaches and first team by Phil Steele ... Honorable mention All-America from Pro Football Weekly ... Team's leading tackler for the second time in three seasons with 108 total stops (67 solo) ... Career-high and game-high 17 tackles, including 13 solo stops and 0.5 sacks for a three yard loss in win vs. Wisconsin in the Rose Bowl ... Had a game-high 12 tackles in win over UCLA in Pac-12 Championship Game ... Six tackles, including five solo in win vs. Oregon State ... Recorded eight tackles, one for a loss of five yards, and returned an interception for 10 yards in loss vs. USC ... Team-high (tie) 11 tackles and a pass breakup in victory vs. Stanford ... Six tackles in win at Washington and four stops, including three solo, in win vs. Washington State ... Recorded seven tackles in win at Colorado ... Game-high eight tackles, including six solo and one pass breakup in win vs. Arizona State ... Had a blocked kick, one pass breakup and led the team with seven tackles, one for a loss in victory vs. California ... Had a career-high three pass breakups to go with seven tackles in win at Arizona ... First career blocked kick in win vs. Nevada ... Recorded a career-high 14 total tackles, including one for a loss in game against LSU ... Was on the watch list for the Jim Thorpe Award and Lott IMPACT Trophy ... Led all defensive backs with a 3.91 shuttle and a 6.84 "L" Run while finishing second in the power clean (314 pounds) and squat (415 pounds) during winter conditioning.

**2010** — All-America second-team choice by SI.com ... All-Pac-10 second team according to Phil Steele Publications ... Tied for third in the Pac-10 and 22nd in the nation with 0.38 interceptions per game ... Ranks 18th nationally and second in the conference in passes defended with an average of 1.08 per game ... Finished second on the team with 78 tackles ... Team-high 11 tackles in BCS Championship Game vs. Auburn ... Picked up 18 yards on an interception return, broke up one pass and made five tackles at Oregon State ... Team-high (tie) eight tackles, including seven solo, and an interception in win vs. Arizona ... Shared the team lead with seven tackles at Cal ... Six stops and a pass breakup vs. Washington ... Had seven tackles and an interception in win at USC after posting the same total in tackles and picks in victory vs. UCLA the prior week ... Recorded a single tackle and pass breakup in back-to-back wins vs. Stanford and at Washington State ... Had a game-high 11 tackles and scored the first touchdown of his career on a 39-yard interception return in win at ASU ... Also recorded a career-high three breakups against the Sun Devils ... Came off the bench to record two solo stops in win vs. Portland State ... Shared the team-high with eight tackles in win at Tennessee ... Had four tackles vs. New Mexico, including a career-high 1.5 TFLs ... Preseason all-Pac-10 first-team choice according to Phil Steele Publications ... Tops among all defensive backs, second on the team in the shuttle run (3.88 sec) and ranked second among DBs with a squat lift of 415 lb. during winter testing.

**2009** — If there has ever been a player who has made the most of his opportunity it would be the redshirt freshman, who became the school's first freshman to lead the Ducks in tackles since the defensive records were first consistently accumulated in 1969 ... After filling in remarkably for the injured T.J. Ward at free safety for six games, he ranked among the team's top three tacklers in seven of its last nine outings while earning 10 starts ... He completed his first season with a team-high 90 stops, parlaying his efforts into being named first-team Freshman All-America (CollegeFootballNews.com and Phil Steele Publications) ... Credited with a career-high 12 stops in the Rose Bowl setback to Ohio State, he paced his team in tackles on three occasions while eclipsing double figures three times ... Credited with 11 stops vs. Stanford and Oregon State (nine unassisted), he posted nine tackles (seven solo) while making his debut in the starting lineup against Purdue ... Made what was potentially a game-saving play vs. the Boilermakers, knocking a receiver out of the back of the end zone in the final seconds to break-up a two-point conversion attempt ... Finishing second on the team with three interceptions (tying for 12th in the league), he came up with fourth-quarter thefts to seal wins over Utah (to go along with eight tackles) and UCLA ... Ranked eighth in the Pac-10 in tackles with a 6.9 avg.

**2008** — Redshirt year ... A three-time scout team player of the week, readied the team leading up to games against Boise State, Washington State and Oklahoma State ... Graduated from high school early in order to be on hand for winter term and become acclimated to the workout regimen required at the next level ... Was credited with three tackles in the Spring Game.

**BEFORE OREGON** — Earned first-team all-state accolades (calhisports.com) as well as four-star acclaim by Scout.com, which also included him on its California top 100 (61st) ... The PrepStar all-West Region selection ranked as the 20th prep safety in the country in addition to earning Northern California player-of-the-year honors by GoldenStatePreps.com ... The EA Sports second-team All-American also was included on Tacoma News Tribune's Western 100 list of elite recruits ... Completed his senior season passing for 1,827 yards and 19 touchdowns while rushing for 1,527 yards (6.9 avg.) and 20 more TDs ... In addition to his 3,354 yards of total offense (18th in the state), also accumulated 81 tackles (4th in the league), three quarterback sacks and three interceptions for a squad that finished the year with a 13-1 record, a Monticello Empire League title, and ranked 15th in the state ... Also led the league in punting (6th in the section), averaging 38.9 yards per kick ... Rushed for 144 yards and three touchdowns while completing eight of 15 passes for 159 yards and another score to lead the Indians to the Sac-Joaquin Division I sectional championship his senior year over St. Mary's, 38-36.

**PERSONAL** — Parents: Dan and Cindy Boyett. Family: One sister, one brother. High School (Coach): Napa (Troy Mott) 2007. Major: Sociology. Redshirt: 2008.

#### BOYETT'S CAREER STATISTICS

Scoring	G	TD	Rush	Pass	Retn	PAT	2PAT	FG	Total	Avg/G
2009	13	4	3	0	1	0	0	0	24	1.8
2010	11	9	6	2	1	0	0	0	54	4.9
2011	12	14	11	3	0	0	0	0	84	7.0
<b>TOTAL</b>	<b>36</b>	<b>27</b>	<b>20</b>	<b>5</b>	<b>2</b>	<b>0</b>	<b>0</b>	<b>0</b>	<b>162</b>	<b>4.5</b>

Interceptions	G	No.	Yds	TD	Lg	Avg/R	Avg/G
2009	13	3	34	0	24	11.3	2.6
2010	13	5	57	1	39	11.4	4.4
2011	13	1	10	0	10	10.0	0.8
<b>TOTAL</b>	<b>39</b>	<b>9</b>	<b>101</b>	<b>1</b>	<b>39</b>	<b>11.2</b>	<b>2.6</b>

All Purpose	G	Rush	Rec	PR	KR	IR	Total	Avg/G
2009	13	0	0	0	0	34	34	2.6
2010	13	0	0	0	0	57	57	4.4
2011	13	0	0	0	0	10	10	0.8
<b>TOTAL</b>	<b>39</b>	<b>0</b>	<b>0</b>	<b>0</b>	<b>0</b>	<b>101</b>	<b>101</b>	<b>2.6</b>

Tackles	G	UA	A	Total	TFL	Yds	PD	FF	FR	Blkd
2009	13	62	28	90	2.0	6	8	0	0	0
2010	13	52	26	78	1.5	3	14	0	0	0
2011	13	67	41	108	3.5	10	7	0	0	2
<b>TOTAL</b>	<b>39</b>	<b>181</b>	<b>95</b>	<b>276</b>	<b>7.0</b>	<b>19</b>	<b>29</b>	<b>0</b>	<b>0</b>	<b>2</b>

Sacks	G	UA	A	Total	Yds
2009	13	0	0	0.0	0
2010	13	0	0	0.0	0
2011	13	0	1	0.5	3
<b>TOTAL</b>	<b>39</b>	<b>0</b>	<b>1</b>	<b>0.5</b>	<b>3</b>

#### BOYETT'S CAREER BESTS

Points scored: 6, at Arizona State, Sep 25, 2010

Touchdowns: 1, at Arizona State, Sep 25, 2010

All-purpose yards: 39, at Arizona State, Sep 25, 2010

Interceptions: 1, 9 times

Long interception return: 39, at Arizona State, Sep 25, 2010

Tackles: 17, vs Wisconsin, 01/02/12 (13-4)

Sacks: .5, vs Wisconsin, 01/02/12 (0-1)

Tackles for loss: 1.5, New Mexico, Sep 04, 2010 (1-0)

Pass breakups: 3, at Arizona, 09/24/11 ; at Arizona State, Sep 25, 2010

Blocked kicks: 1, Nevada, 09/10/11 ; California, 10/06/11

#### HONORS AND AWARDS

##### 2011

- Honorable Mention All-America (Pro Football Weekly)
- All-Pac-12 First Team (Phil Steele)
- All-Pac-12 Second Team (Pac-12 Coaches)

##### 2010

- Second-team All-America (SI.com)
- All-Pac-10 First Team (Scout.com)
- All-Pac-10 Second Team (Phil Steele Publications)
- All-Pac-10 Honorable Mention (Pac-10 Coaches)

##### 2009

- Freshman All-America (FWAA, CollegeFootballNews.com)
- All-Freshman First Team (Phil Steele Publications)
- All-Pac-10 Second Team (Phil Steele Publications)
- Pac-10 All-Freshman (Sporting News)



## Pharaoh Brown

85 | tight end  
freshman | 6-6 | 234  
Lyndhurst, Ohio  
Brush High School

**BEFORE OREGON** — A two-way standout, Brown was a three-year letterwinner at Brush High School under head coach Rob Atwood ... Played in the Offense-

Defense All-American Bowl, where he was named the West's offensive MVP ... Caught 32 passes for 753 yards (23.5 average) and 10 touchdowns as a senior, while racking up 12 sacks at defensive end ... Named second-team all-Ohioan in 2011 ... His best game on offense came against Normandy High School (Parma, OH), where he made seven catches for 173 yards, helping his team to a 34-0 win ... Also a standout basketball player for the Arcs, averaging 18.5 points, 11.0 rebounds and 3.0 blocks per game thus far during his senior season ... First-team all-conference and MVP as a junior, when he averaged 16.0 points and 14.0 rebounds per contest.

**PERSONAL** — Parents: Michael Brown and Jeannetta Smith. Family: One sister. Major: Undeclared.




## DeForest Buckner

44 | defensive line  
freshman | 6-7 | 265  
Honolulu, Hawaii  
Punahou High School

**BEFORE OREGON** — Competed in the 2012 Semper Fidelis All-American Bowl game at defensive end ... Recorded 73 tackles while helping lead Punahou to a

second-place finish in the state playoffs under head coach Kale Ane... Named first-team all-state at defensive end as a senior ... As a sophomore, named all-state honorable mention, while receiving athlete of the year for his class ... Four-year letterwinner in basketball, averaging 11.3 points and 8.9 rebounds per game as a senior, helping lead his team to a third-place finish in Hawaii ... Named to the all-state first team and all-ILH League first team in basketball.

**PERSONAL** — Parents: George and Maria Buckner. Family: One sister. Major: Undeclared.



## Ben Butterfield

92 | wide receiver  
redshirt junior | 6-0 | 197  
Sherwood, Ore.  
Sherwood High School

**2011** — Appeared in the first nine games of the season before being sidelined with a season-ending knee injury ... Recorded one solo tackle in win at Colorado

... Had back-to-back tackles in wins vs. Arizona State and California ... Career-high two receptions for five yards and one tackle in victory vs. Missouri State ... Recorded career-high three tackles, including two solo in win vs. Nevada ... Finished second among all receivers in with a 31-inch vertical leap and 275 pounds in the power clean during winter conditioning ... Also finished second in the shuttle with 3.96 seconds and 6.93 seconds in the "L" Run, along with finishing third in the electric 20 yard dash.

**2010** — Started at receiver for the victorious White team in the Spring Game... Tied for second at his position in the 20-yard electronic-timed dash (2.84).

**2009** — Redshirt season... Selected scout team special teams player of the week following consecutive wins over UCLA and Washington.

**BEFORE OREGON** — Played at wide receiver for head coach Greg Lawrence at Sherwood High School of the Northwest Conference... Earned three varsity letters while playing for the Bowmen.

**PERSONAL** — Parents: William and Tracie Butterfield. Family: One brother, one sister. Brother Brian Butterfield was a former defensive back for the Ducks. High School (Coach): Sherwood (Greg Lawrence), 2009. Major: General Social Sciences. Redshirt: 2009.

### BUTTERFIELD'S CAREER STATISTICS

Receiving	G	Rec	Yds	TD	Lg	Rec/G	Avg/C	Avg/G
2011	9	2	5	0	3	0.2	2.5	0.6
TOTAL	9	2	5	0	3	0.2	2.5	0.6

Tackles	G	UA	A	Total	TFL	Yds	PD	FF	FR	Blkd
2011	9	5	2	7	0.0	0	0	0	0	0
TOTAL	9	5	2	7	0.0	0	0	0	0	0

All Purpose	G	Rush	Rec	PR	KR	IR	Total	Avg/G
2011	9	0	5	0	0	0	5	0.6
TOTAL	9	0	5	0	0	0	5	0.6

### BUTTERFIELD'S CAREER BESTS


Receptions: 2, Missouri State, 09/17/11

Receiving yards: 5, Missouri State, 09/17/11 (2 receptions)

Long reception: 3, Missouri State, 09/17/11

All-purpose yards: 5, Missouri State, 09/17/11

Tackles: 3, Nevada, 09/10/11 (2-1); California, Sep 26, 2009 (2-1)



## Cody Carriger

42 | defensive line  
freshman | 6-6 | 235  
Butte, Mont.  
Butte High School

**BEFORE OREGON** — Carriger was a two-year letterwinner at Butte High School for head coach Arie Grey ... He played defensive end, linebacker and tight end for the football team, while also playing basketball and running track ... He was Montana's lone representative in the Gridiron University Prep Stars Classic in Las Vegas, playing tight end and outside linebacker for the squad coached by former NFL All-Pro running back Ickey Woods ... An alternate for the East-West Shrine Game this summer, he was voted first-team Eastern AA all-conference at defensive end and second-team Class AA all-state at tight end ... As a junior, he was chosen second-team Eastern AA all-conference and honorable mention Class AA all-state, both at defensive end ... On the track, he logged 11.47 in the 100 meters during his senior year.

**PERSONAL** — Parents: Richard and Paula Carriger. Family: One brother, one sister. Major: Undeclared.



## Rahim Cassell

34 | linebacker  
redshirt freshman | 6-0 | 215  
Lakewood, Calif.  
Lakewood High School

**2011** — Defensive scout team player of the week prior to win vs. Arizona State ... Scout team player of the week leading up to win over Nevada.

**BEFORE OREGON** — A three-star recruit according to Rivals.com, Scout.com, ESPN and 247Sports.com ... Rated as the No. 30 outside linebacker prospect by ESPN ... Ranked as the 21st-best player at his position by Tom Lemming of CBS College Sports, No. 49 by Scout.com and No. 60 by Rivals.com ... PrepStar Magazine All-West Region ... Considered the No. 85 prep recruit in the state of California by Rivals.com ... As a senior, tallied 55 tackles, including 38 solo stops, made one sack and forced a fumble for the Lancers, who finished 10-2 and advanced to the second round of the CIF Southern Section Pac-5 playoff bracket ... Named to the 2010 All-Moore League first-team at linebacker ... Recorded 69 tackles and six sacks under head coach Tadd MacNeal as a junior in 2009, when Lakewood finished 11-2, won the Moore League and made it to the third round of the CIF Southern Section playoffs.

**PERSONAL** — Parents: Dorothy Cassell. Family: Two brothers, one sister. High School (Coach): Lakewood (Thadd McNeal), 2011. Major: Psychology.




## Bill Chiphalee

38 | running back  
junior | 6-0 | 210  
Kenai, Alaska  
Orange Coast College/Kenai Central High School

**BEFORE OREGON** — Chiphalee was a three-sport prep standout, lettering four times in football for head coach Jim Beeson, three times in basketball and four times in track and field ... Named the Gatorade Player of the Year for the State of Alaska as a senior, totaling 2,023 yards rushing and 33 touchdowns ... Was an all-state and all-conference selection at both running back and defensive back ... Led Kenai Central to a pair of state championships on the gridiron ... Played running back for Orange Coast College in 2010 and 2011, where he was named a scholar-athlete.

**PERSONAL** — Parents: Robert and Sasiuimon Reid. Family: One brother. Intended Major: Business Administration.



## Ryan Clanton

60 | offensive lineman  
redshirt senior | 6-5 | 305  
Bakersfield, Calif.  
City College of San Francisco | Bakersfield Christian High School

**2011** — One of UO's top reserves on the offensive line, appearing in 11 games at tackle and guard ... Saw a season-high 48 snaps in win vs. Oregon State ... Bested all offensive linemen by benching 395 pounds during winter conditioning ... Also finished third at his position in the electronic 10-yard (1.91) and electronic 20-yard dash (3.17).

**2010** — First enrolled at Oregon for start of 2010 winter term, allowing him to participate in spring drills ... Paced all offensive linemen during winter workouts with a 375-lb. bench press.

**BEFORE OREGON** — Rated a four-star recruit by Rivals.com ... Rated the No. 7 JC OT in the nation according to Scout.com ... Signed with Fresno State out of HS before deciding to enroll in JC ... Played for head coach George Rush at CCSF, the same JC program that produced notable Ducks Jeremiah Masoli, Blake Ferras and Matthew Harper ... Played both guard and tackle and was a junior college all-American for the 9-1 Rams in 2009 ... Prepped at Bakersfield Christian High School, winners of the CIF Central Section Division V state title in 2007 ... BCHS rushed for 2,925 yards in Clanton's senior season and scored an amazing 55 touchdowns on the ground as the Eagles went 11-2 in route to the state championship.

**PERSONAL** — Parents: Ray and Kelly Clanton. Family: Two sisters. High School (Coach): Bakersfield Christian (Doug Barnett) 2008. Major: Applied Business, Economics and Society.



## Michael Clay

46 | linebacker  
senior | 5-11 | 222  
San Jose, Calif.  
Bellarmine College Preparatory

**2011** — Team's second-leading tackler overall with 102 stops (54 solo) ranked second in Pac-12 in tackles per game at 8.9 ... Recorded a career-high 13 tackles,

including 2.0 TFL for a loss of four yards and recovered a fumble that sealed the win for the Ducks vs. Wisconsin in the Rose Bowl ... Six tackles, including four solo tackles and a career-high two sacks for a total loss of six yards vs. UCLA in the Pac-12 Championship Game ... Also forced and recovered a fumble against the Bruins ... Had back-to-back team-highs of 12 tackles in win vs. Oregon State and loss to USC ... Also had an interception against the Beavers ... Game-high (tie) 11 tackles, including eight solo in victory at Stanford ... Recorded six tackles, including 1.5 for loss in win at Washington ... Had a game-high 12 tackles, including one tackle for a loss of one yard in victory vs. Washington State ... Scored first touchdown of his career on a 32-yard interception and also had two tackles in win at Colorado ... First game back after missing three games due to injury, recording seven tackles and a pass breakup in win vs. Arizona State ... Had a game-high 12 tackles, including a career-high 2.0 TFL for a total loss of 17 yards and a sack in win vs. Nevada ... Forced a fumble and recorded nine tackles in loss against LSU ... Pac-12 all-academic honorable mention ... Finished the shuttle in 3.96 seconds to lead all linebackers during winter conditioning ... Also finished second in the "L run" (7.02) and the electronic 20-yard dash (2.86).

**2010** — Team's top reserve linebacker ... Pac-10 all-Academic honorable mention ... Eighth overall and third among LBs with 42 tackles ... Four solo tackles in BCS Championship vs. Auburn ... Rushed for 64 yards on a fake punt, had an interception and two tackles at Oregon State ... Four solo stops in win vs. Arizona ... Three tackles in victory at Cal ... Had a pair of tackles vs. Washington and one at USC ... Career-high seven tackles in win vs. UCLA ... Two stops at Washington State ... Made three tackles vs. Stanford and one at Arizona State ... Had four stops and recovered a fumble in win vs. Portland State ... Made five tackles, including 0.5 TFL in win at Tennessee ... Recorded four tackles vs. New Mexico ... Second fastest at his position in the 20-yard dash (2.87 electronic) and shuttle run (3.95) during winter testing.

**2009** — Forced coaches to take a look at him as one of team's long snappers, but has since made his way onto the field as a reserve linebacker ... One of the Ducks' three true freshmen to experience game action, was the recipient of the team's Len Casanova Award as the first year player who best exemplifies ideals of competitiveness, team inspiration and outstanding performance ... Snapped for all of Oregon's punting situations in addition to accumulating 32 tackles, including two tackles for loss and one quarterback sack (8 yards) ... Team's co-leader with five tackles vs. Washington State, accumulated four stops the following week at UCLA, as well as at Arizona.

**BEFORE OREGON** — A two-time all-Mercury News first-team selection ... A Tacoma News Tribune Northwest 100 selection ... Played fullback and linebacker for head coach Mike Janda at Bellarmine Prep of the West Catholic League ... Named the No. 4 linebacker in California by Superprep Magazine ... Was named the West Catholic League Linebacker of the Year in 2008 with 81 tackles, seven sacks and four picks and again in 2007 after tallying 110 tackles in his junior season ... 2008 GoldenStatePreps all-Northern California first-team Defense ... Named a four-star recruit and the nation's No. 14 weakside linebacker by Scout.com and a three-star recruit and the country's No. 3 outside linebacker by Rivals.com ... High School team went 12-1 in his senior season, with a 21-0 shutout victory against Valley Christian in the Central Coast Section Championship game ... Bellarmine limited opponents to just 111 points on the season.

**PERSONAL** — Parents: Rodney Clay and Sandra Ramirez. Family: One sister. High School (Coach): Bellarmine College Prep (Mike Janda), 2009. Major: Family and Human Services.

### CLAY'S CAREER STATISTICS

Tackles	G	UA	A	Total	TFL	Yds	PD	FF	FR	Blkd
2009	13	17	15	32	2.0	9	2	0	0	0
2010	13	22	20	42	0.5	1	1	0	1	0
2011	11	54	48	102	8.5	29	4	2	2	0
TOTAL	37	93	83	176	11.0	39	7	2	3	0
Sacks	G	UA	A	Total	Yds					
2009	13	1	0	1.0	8					
2010	13	0	0	0.0	0					
2011	11	3	0	3.0	15					
TOTAL	37	4	0	4.0	23					

Interceptions	G	No.	Yds	TD	Lg	Avg/R	Avg/G
2009	13	0	0	0	0	0.0	0.0
2010	13	1	2	0	2	2.0	0.2
2011	11	2	32	1	32	16.0	2.9
TOTAL	37	3	34	1	32	11.3	0.9

### CLAY'S CAREER BESTS

Points scored: 6, at Colorado, 10/22/11 ; at Colorado, Oct 22, 2011  
Touchdowns: 1, at Colorado, 10/22/11 ; at Colorado, Oct 22, 2011  
Rush attempts: 1, at Oregon State, Dec 04, 2010  
Rush yards: 64, at Oregon State, Dec 04, 2010 (1 carries)  
Long rush: 64, at Oregon State, Dec 04, 2010  
Total offense attempts: 1, at Oregon State, Dec 04, 2010 (1 rush, 0 pass)  
Total offense yards: 64, at Oregon State, Dec 04, 2010 (64 rush, 0 pass)  
All-purpose yards: 66, at Oregon State, Dec 04, 2010  
Kick returns: 1, at Oregon State, Dec 04, 2010  
Interceptions: 1, 4 times  
Long interception return: 32, at Colorado, 10/22/11 ; at Colorado, Oct 22, 2011  
Tackles: 13, vs Wisconsin, 01/02/12 (6-7)  
Sacks: 2.0, UCLA, 12/02/11 (2-0)  
Tackles for loss: 2.0, vs Wisconsin, 01/02/12 (2-0); Nevada, 09/10/11 (2-0); UCLA, 12/02/11 (2-0)  
Fumbles forced: 1, vs LSU, 09/03/11 ; UCLA, 12/02/11 ; vs LSU, Sep 03, 2011  
Fumbles recovered: 1, vs Wisconsin, 01/02/12 ; UCLA, 12/02/11 ; Portland State, Sep 18, 2010  
Pass breakups: 1, 4 times

### HONORS AND AWARDS

#### 2011


•Pac-12 All-Academic HM

#### 2010

•Pac-10 All-Academic HM

#### 2009

•Team First-Year Player of the Year (Casanova)



## Nick Cody

61 | offensive line  
redshirt senior | 6-5 | 310  
Brush Prairie, Wash.  
Hockinson High School

**2011** — Settled into the starting role at right tackle for the final 13 games of the season ... Led all offensive linemen with 74 snaps played in win at Washington ... Part of an offensive unit that ranked third in the nation in scoring, fifth in rushing and sixth in total offense ... Recorded a 23-inch vertical leap, tied for third best among offensive linemen.

**2010** — Appeared in 10 games, logging a season-high 48 plays in win vs. New Mexico ... Named a Pac-10 Academic all-Conference honorable mention.

**2009** — Stepping onto the field for 10 appearances, made his starting debut for the Ducks against UCLA at right tackle ... Played season-high 58 snaps against Washington State ... Named a Pac-10 Academic all-Conference honorable mention.

**2008** — Redshirt season ... Earned scout team honors before UW victory.

**BEFORE OREGON** — The four-star recruit was ranked as the third-best overall player in the state of Washington as well as the 25th offensive tackle in the country at his position by Rivals.com ... The PrepStar all-west region choice also was included on the Tacoma News Tribune's Western 100 ledger as the four-year starter attracted all-state attention his final two seasons ... The three-time Greater St. Helens League standout helped lead the Hawks to a 7-3 mark and a second-place league finish after climbing as high as fifth in the state ... The two-time all-region honoree also was on the school's wrestling team as a freshman before playing football and basketball his final three prep seasons.

**PERSONAL** — Parents: Donna Cody and the late Clifton Cody. Family: One brother, two sisters. High School (Coach): Hockinson (Rick Steele), 2008. Major: Journalism. Redshirt: 2008.

### HONORS AND AWARDS

2010

•Pac-10 All-Academic HM

2009

•Pac-10 All-Academic HM



## Tyson Coleman


33 | linebacker  
redshirt freshman | 6-1 | 222  
Lake Oswego, Ore.  
Lake Oswego High School

**2012-** Made one interception for a pick six in the Spring Game for the victorious Mighty Oregon.

**2011** — Named scout team player of the week in back-to-back weeks for prep work ahead of wins at Stanford and Washington ... Enrolled early and participated in spring practice. Recorded one tackle in the spring game.

**BEFORE OREGON** — A two-way standout and three-year letterwinner for head coach Steve Coury at Lake Oswego High School ... Garnered four stars from Scout.com and ESPN, and three stars from Rivals.com and 247Sports.com ... Rated as the 17th-best outside linebacker prospect by ESPN and the No. 20 prep OLB by CBS College Sports' Tom Lemming and Rivals.com ... One of only eight players in Washington, Oregon, Idaho, Alaska and British Columbia to make the Tacoma News Tribune's annual "Northwest Nuggets" list ... As a senior, led the Lakers to the 6A state semifinals ... Made 78 tackles and three interceptions on defense and rushed 214 times for 1,580 yards (7.4 yards per carry) and totaled 24 touchdowns on offense ... Also had 14 receptions for 183 yards ... Named the 2010 Offensive Player of the Year and was a first-team All-State safety and running back ... Selected to the Three Rivers League All-Star team as a safety ... Made the defensive second team for the 2010 Nike football training camp tour.

**PERSONAL** — Parents: Lionel and Michelle Coleman. Family: One brother, one sister. High School (Coach): Lake Oswego (Stever Coury), Dec. 2010. Major: Undeclared.




## T.J. Daniel

45 | athlete  
freshman | 6-6 | 249  
Oakland, Calif.  
Bishop O'Dowd High School

**BEFORE OREGON** — A two-year letterwinner at Bishop O'Dowd High School under head coach and former NFL All-Pro linebacker Hardy Nickerson ... Recorded 63 tackles and 7.5 sacks on the defensive side of the ball, while adding 28 receptions for 437 yards and nine touchdowns as a tight end during his senior season, helping his team to a 9-3 record, 7-0 in conference ... Was an all-Hayward Area Athletic League performer on both offense and defense as a senior ... Posted 25 total tackles and 4.5 sacks to go with six catches for 89 yards and a touchdown as a junior.

**PERSONAL** — Parents: Terry and Michelle Daniel. Family: Two sisters. Major: Undeclared.



## Reggie Daniels

8 | defensive back  
freshman | 6-1 | 200  
Chandler, Ariz.  
Hamilton High School

**BEFORE OREGON** — A three-year letterwinner for Hamilton High School under head coach Steve Belles ... Tallied 90 total tackles, averaging 6.4 tackles per game and had five interception, three sacks, six pass breakups and two fumble recoveries as a senior, assisting Hamilton to a 13-1 record ... Helped lead the Huskies to two Division I state titles in three seasons ... Selected to the Arizona Football Coaches Association Top 25 Team at defensive back and was chosen to the Division I all-state first team on defense in 2011 ... Recorded 46 tackles, two sacks, three interceptions and four pass breakups, earning an all-region selection as a junior.

**PERSONAL** — Parents: Reggie and Ilean Daniels. Family: One sister. Intended Major: Economics.



## Erick Dargan

4 | safety  
redshirt sophomore | 5-11 | 205  
Pittsburg, Calif.  
Pittsburg High School

**2012-** Made six tackles, including five unassisted and 1.0 TFL to lead Mighty Oregon in tackles in the Spring Game.

**2011** — Saw action in nine games, totaling 15 tackles (9 solo) ... Recorded one tackle in win vs. Oregon State ... Had four tackles in victory at Colorado ... First career pass breakup and forced fumble to go along with two solo tackles in win at Arizona ... Career-high five tackles, including four of the solo variety in victory vs. Missouri State ... Had three tackles in first collegiate action in win vs. Nevada ... Recorded five tackles in the spring game, along with the White Team's lone interception.

**2010** — Worked primarily with the scout team during redshirt season ... Arrived on campus in June and started classes summer term.

**BEFORE OREGON** — Played running back and defensive back for head coach Victor Galli at Pittsburg High School of the Bay Valley League (North Coast Section, North 1 Division) ... Tacoma News Tribune Western 100 selection ... Second-team All-East Bay in 2008 ... First-team All-BVAL League in 2008 ... Helped lead the Pirates to a 9-5 overall record in 2009 ... San Francisco Chronicle High School Athlete of the Week for the week of December 10, 2008 ... Missed half of his senior season due to a knee injury ... As a junior, rushed for 769 yards on 99 carries with 11 touchdowns and had 72 tackles with three interceptions, two fumble recoveries and one sack ... Former HS teammate of current Duck CB Avery Patterson and attended the same school as former Duck DT Ra'Shon Harris ... A four-star recruit and the No. 24 ranked safety in the nation by Scout.com ... A four-star and No. 22 safety by Rivals.com ... A three-star recruit by ESPN.com.

**PERSONAL** — Parent: Tammie Marlon. Family: One brother, one sister. High School (Coach): Pittsburg (Victor Galli), 2010. Major: Family and Human Services.

### DARGAN'S CAREER STATISTICS

Tackles	G	UA	A	Total	TFL	Yds	PD	FF	FR	Blkd
2011	9	9	6	15	0.0	0	1	1	0	0
TOTAL	9	9	6	15	0.0	0	1	1	0	0

### DARGAN'S CAREER BESTS

Tackles: 5, Missouri State, 09/17/11 (4-1)  
Fumbles forced: 1, at Arizona, 09/24/11  
Pass breakups: 1, at Arizona, 09/24/11



## Chad Delaney

84 | wide receiver  
redshirt junior | 6-0 | 180  
Elmira, Ore.  
Elmira High School

**2011** — Used primarily on special teams, assisting with punt returns ... Returned one punt for six yards in win vs. Oregon State ... Had one punt return for five yards in victory at Colorado ... Made one catch for the victorious Green Team in the spring game.

**2010** — Scout team player of the year on special teams ... Saw the field for five snaps in win vs. Portland State ... Made collegiate debut and was one of 14 Ducks with at least one reception in win over New Mexico ... Joined the squad as a walk-on during spring practice.

**BEFORE OREGON** — Lettered three times in football and basketball and four times in baseball at Elmira HS of the Oregon 4A Sky-Em League ... Played wide receiver and defensive back for the Falcons, earning second-team all-conference honorable mention as a DB and honorable mention as a kick returner during his junior season ... Honorable mention all-conference honors at receiver as a sophomore ... Was a first-team all-Sky-Em choice in baseball as a utility player.

**PERSONAL** — Parents: Patrick and Kim Delaney. Family: One brother, three sisters. High School (Coach): Elmira (Chris Miller), 2009. Major: Human Physiology/General Social Sciences. Redshirt: 2009.

### DELANEY'S CAREER STATISTICS

Receiving	G	Rec	Yds	TD	Lg	Rec/G	Avg/C	Avg/G
2010	2	1	2	0	2	0.5	2.0	1.0
2011	6	0	0	0	0	0.0	0.0	0.0
TOTAL	8	1	2	0	2	0.1	2.0	0.2

Punt Returns	G	No.	Yds	TD	Lg	Avg/R	Avg/G
2010	2	0	0	0	0.0	0.0	
2011	6	2	11	0	6	5.5	1.8
TOTAL	8	2	11	0	6	5.5	1.4

### DELANEY'S CAREER BESTS

Receptions: 1, New Mexico, Sep 04, 2010  
Receiving yards: 2, New Mexico, Sep 04, 2010 (1 receptions)  
Long reception: 2, New Mexico, Sep 04, 2010  
All-purpose yards: 6, Oregon State, 11/26/11  
Punt returns: 1, at Colorado, 10/22/11 ; Oregon State, 11/26/11 ; at Colorado, Oct 22, 2011  
Punt return yards: 6, Oregon State, 11/26/11 (1 returns)  
Long punt return: 6, Oregon State, 11/26/11

### HONORS AND AWARDS

2010

•Special Teams Scout Team Award



## Issac Dixon

5 | defensive back  
redshirt freshman | 5-11 | 195  
Miami Gardens, Fla.  
Monsignor Pace High School

**2011** — Worked on the scout team during redshirt season ... Took part in spring practice.

**BEFORE OREGON** — Played linebacker and running back for head coach Joe Zaccheo at Monsignor Pace High School of the 2B District 8 league ... Helped lead the Spartans to a 7-3 record as a senior in 2009, where he compiled 455 rushing yards on 47 attempts with four touchdowns ... As a junior, made 125 tackles, nine sacks, and forced three fumbles ... Rated as a three-star recruit by Rivals.com and the No. 66 outside linebacker in the country ... A three-star rated player and No. 74 outside linebacker in the nation by Scout.com ... A three-star rating and No. 41 OLB prospect by ESPN.com.

**PERSONAL** — Parents: Mark Dixon and Octavia King. Major: General Social Sciences. Originally part of the Oregon's 2010 signing class, but delayed enrollment.



## Eric Dungy

19 | wide receiver  
redshirt sophomore | 6-1 | 183  
Tampa, Fla.  
Plant High School

**2012-** Caught three passes for 40 yards in the Spring Game.

**2011** — Appeared in five games ... First collegiate touchdown came on a 22-yard catch in win vs. Missouri State ... Caught first career reception for 12 yards in victory vs. Nevada ... Assisted in the Green Team's win with two catches for 19 yards in the Oregon spring game.

**2010** — Redshirt season ... Arrived on campus in June and started classes summer term.

**BEFORE OREGON** — Played wide receiver and defensive back for head coach Robert Weiner at Plant High School of the 5A District 5 League ... Helped the Panthers to a 13-1 record in 2009 and a 53-4 mark (.930 pct.) over his four years ... Member of Plant's three-time state championship squad, which accumulated a 17-1 postseason record over four seasons ... As a senior, caught 24 passes for 340 yards and two touchdowns ... Made 61 tackles from his DB position in addition to a team-leading five interceptions, one sack, three fumble recoveries and six pass deflections ... Named second-team all-county by the Tampa Tribune ... Earned the team's Prime Time Clutch Player Award ... In his junior season, made 56 tackles, one sack, two interceptions and eight pass deflections ... Jumped 21-5 in the long jump for his HS track team ... Received a two-star ranking from Rivals.com and Scout.com.

**PERSONAL** — Parents: Anthony and Lauren Dungy. Family: Four brothers, two sisters. High School (Coach): Plant (Robert Wiener), 2010. Major: Sociology.

### DUNGY'S CAREER STATISTICS

Receiving	G	Rec	Yds	TD	Lg	Rec/G	Avg/C	Avg/G
2011	5	2	34	1	22	0.4	17.0	6.8

Scoring	G	TD	Rush	Pass	Retn	PAT	2PAT	FG	Total	Avg/G
2011	5	1	0	1	0	0	0	0	6	1.2

### DUNGY'S CAREER BESTS

Points scored: 6, Missouri State, 09/17/11  
Touchdowns: 1, Missouri State, 09/17/11  
Receptions: 1, Nevada, 09/10/11 ; Missouri State, 09/17/11  
Receiving yards: 22, Missouri State, 09/17/11 (1 receptions)  
Receiving TDs: 1, Missouri State, 09/17/11  
Long reception: 22, Missouri State, 09/17/11  
All-purpose yards: 22, Missouri State, 09/17/11



## Oshay Dunmore

31 | defensive back  
freshman | 6-2 | 195  
Newport, Ore.  
Newport High School

**BEFORE OREGON** — Played quarterback and defensive back at Newport High School for head coach Kurt Hargett ... As a senior, passed for 790 yards and eight touchdowns, while rushing for 2,134 yards and 25 TDs, helping lead Newport to the first round of the state playoffs ... Contributed 79 tackles, two interceptions, and blocked two field goals, averaging 7.2 tackles a game during his final prep season ... Named class 4A first-team all-state at defensive back and second-team quarterback in 2011 ... Received offensive and defensive player of the year awards for the 4A Oregon West Conference ... Earned 4A Oregon West Conference first-team quarterback and first-team defensive back honors ... Selected to the 2012 Parade All-America High School Football Team as an all-purpose player ... Threw for 832 yards and seven touchdowns and had 247 carries for 2,152 yards and 26 scores on the ground as a junior ... Also played basketball and competed in track and field for the Cubs ... Was the highest individual scorer at the 2011 OSAA Track and Field State Championships, finishing first in the triple jump and second in the pole vault, long jump and discus.

**PERSONAL** — Parents: James and Misty Dunmore. Family: One brother, two sisters. Major: Undeclared.



## Dane Ebanéz

91 | wide receiver  
redshirt junior | 5-9 | 180  
North Pole, Alaska  
North Pole High School

**2011** — Appeared in four games ... Recipient of the team's defensive scout team player of the year ... Four-time scout team player of the week, once on offense and three times on special teams ... Finished fourth among wideouts in both the electronic 20-yard (2.87 seconds) and 40-yard dash (4.76 seconds) during winter conditioning.

**2010** — Scout team player of the year on offense ... Made his collegiate debut in win vs. Portland State ... Ranked second at his position with a 295-lb. bench press during winter testing.

**2009** — Member of the scout team during his redshirt campaign.

**BEFORE OREGON** — Was a first-team all-conference athlete at six different positions including running back, wide receiver, kicker, punter, defensive back and kick returner during his time as a Patriot ... An all-state running back and defensive back his senior year ... Rushed the ball 117 times for 1,020 yards and six touchdowns ... Accumulated 41 tackles, three interceptions and a forced fumble on defense ... Punted 23 times with a long of 51 and an average of 34.2 yards ... Six kick returns with a long of 92 yards ... Led his team to an 8-0 conference title before losing the state championship game to Service HS ... Team MVP as a senior ... Four-sport letterman ... Was the conference's top scorer in soccer in 2007 ... Also ran track and played basketball.

**PERSONAL** — Parents: Scot and Karen Ebanéz. Family: Two sisters. High School (Coach) North Pole (Rich Henert), 2009. Major: General Social Sciences/Applied Business, Economics and Society.


### HONORS AND AWARDS

2011

•Defensive Scout Team Award

2010

•Offensive Scout Team Award



## Jared Ebert

93 | defensive line  
redshirt junior | 6-5 | 260  
Iowa City, Iowa  
Iowa Western CC | Iowa City West High School

**2011** — Arrived on campus prior to the start of winter term and participated in spring practice. Recorded four tackles, (two solo, two assisted), including one for a loss, in the spring game.

**BEFORE OREGON** — A four-star recruit according to Rivals.com and 247Sports, and a three-star prospect by Scout.com while at Iowa Western Community College... Ranked as the No. 16 junior college recruit by 247Sports... In 2010, he tallied 41 total tackles (19 solo) with 7.5 tackles for loss and 4.5 sacks... Named to the ICCAC All-Conference first team as a defensive lineman... Was selected to the NJCAA All-American defensive second team... As a JC freshman, posted 20 total tackles (nine solo), 6.5 tackles for loss and one sack in just seven games... Attended Iowa City West High School, where he played on both the offensive and defensive lines during his senior season in 2008.

**PERSONAL** — Parents: Jim and Margie Ebert. Family: Two brothers, one sister. High School (Coach): Iowa City West (Brian Sauser), 2009. Major: Sociology.



## Ifo Ekpre-Olomu

14 | corner back  
sophomore | 5-10 | 190  
Chino Hills, Calif.  
Chino Hills High School

**2012-** Led the Fighting Ducks in tackles with six unassisted tackles and one interception in the Spring Game.

**2011** — True freshman appeared in all 14 games ... Ranked sixth on team among defensive backs with 34 tackles ... Recorded two stops in victory over Wisconsin in the Rose Bowl ... Two pass breakups and one tackle in win vs. UCLA in the Pac-12 Championship Game... Had three solo tackles in the Civil War victory vs. Oregon State ... One solo tackle in loss vs. USC ... Recorded a pair of tackles in victory at Washington ... Broke up two passes and recorded a career-high six tackles, all of the solo variety, in win vs. Washington State ... Five tackles and one pass breakup in win at Colorado ... Recorded three tackles, including 0.5 TFL in victory over Arizona State ... Two pass breakups and four tackles, including three solo in win vs. California ... Two tackles in win at Arizona ... Ran back two punts for 15 yards and also recorded one tackle and one pass breakup in victory vs. Missouri State ... Had four tackles in win vs. Nevada.

**BEFORE OREGON** — A three-year letterwinner for Chino Hills High School and head coach Derek Bub as a running back and defensive back ... A consensus four-star recruit, earning the rating from Rivals.com, Scout.com, ESPN and 247Sports.com ... The No. 17 cornerback nationally according to the both Rivals.com and ESPN, he ranked as the 18th-best player in the state of California by Rivals ... Considered the No. 18 cornerback by Scout.com and ranked as the No. 12 corner by Tom Lemming of CBS College Sports ... PrepStar Magazine All-American ... As a senior, rushed 126 times for 797 yards and eight touchdowns while accumulating 30 catches for 385 yards and four touchdowns ... Defensively, he accounted for 71 total tackles (38 solo), two interceptions and a pair of forced fumbles ... Named to the 2010 All-State defensive first team, All-Southern Section defensive first team and was the Serra League MVP ...

Posted 521 rushing yards on 86 carries with 12 scores and caught 45 passes for 712 yards and seven touchdowns as a junior ... Added 38 total tackles (22 solo), three interceptions, one forced fumble and one fumble recovery in 2009 ... Set the school record for interceptions with eight from his safety spot during his sophomore campaign.

**PERSONAL** — Parents: Joshua and Queen Ekpre-Olomu. Family: One brother, two sisters. High School: Chino Hills High 2011. Major: Undecided.

#### EKPRE-OLOMU'S CAREER STATISTICS

Tackles	G	UA	A	Total	TFL	Yds	PD	FF	FR	Blkd
2011	14	21	13	34	0.5	0	8	0	0	0

Punt Returns	G	No.	Yds	TD	Lg	Avg/R	Avg/G
2011	14	2	15	0	11	7.5	1.1

#### EKPRE-OLOMU'S CAREER BESTS

All-purpose yards: 15, Missouri State, 09/17/11

Punt returns: 2, Missouri State, 09/17/11


Punt return yards: 15, Missouri State, 09/17/11 (2 returns)

Long punt return: 11, Missouri State, 09/17/11

Tackles: 6, Washington State, 10/29/11 (6-0)

Tackles for loss: .5, Arizona State, 10/15/11 (0-0)

Pass breakups: 2, California, 10/06/11 ; Washington State, 10/29/11 ; UCLA, 12/02/11




## James Euscher

58 | offensive line  
redshirt freshman | 6-7 | 291  
Beaverton, Ore.  
Aloha High School

**2011** — Worked on the scout team.

**BEFORE OREGON** — A three-sport athlete at Aloha High School, competing in football, basketball and track & field ... A three-star recruit according to Rivals.com, Scout.com and 247Sports.com, while garnering two stars from ESPN ... PrepStar Magazine All-West Region ... Received honorable mention from the Tacoma News Tribune on their annual list of "Northwest Nuggets" ... Helped lead the Warriors to the 2010 OSAA 6A Football State Championship under head coach Chris Casey ... Selected to the All-State offensive first team as a tackle by The Oregonian ... Blocked for an offense that rushed for 4,452 yards (318.0 per game) and 52 touchdowns ... On defense, made 40 tackles, six sacks and had one fumble recovery ... Recorded 54 tackles and three sacks as a junior as the Warriors advanced to the second round of the state playoffs.

**PERSONAL** — Parents: Brent and Dorothy Euscher. Family: One sister. High School (Coach): Aloha (Chris Casey), 2011. Major: Sociology.



## Jake Fisher

75 | offensive line  
sophomore | 6-6 | 294  
Traverse City, Mich.  
Traverse City West High School

**2011** — True freshman appeared in 13 games, primarily spelling Nick Cody at right guard.

**BEFORE OREGON** — A standout tight end and defensive lineman for Traverse City West High School, garnered four stars from Scout.com and three stars from Rivals.com, ESPN and 247Sports.com ... Rated as the No. 25 offensive tackle prospect in the nation by Scout.com and the fifth-best overall player in Michigan by Rivals.com ... PrepStar Magazine All-Midwest Region ... Helped the Titans tie for the Big North title under head coach Tim Wooser in 2010, making 68 tackles on defense and grabbing 11 receptions for 232 yards as a tight end ... Selected first-team All-State and All-Big North as a defensive lineman following his senior season ... Named second-team All-Big North as a junior tight end.

**PERSONAL** — Parents: Ray and Mary Fisher. Family: One sister. High School (Coach): Traverse City West (Tim Wooser), 2011. Major: Undeclared.



## Ayele Forde

33 | running back  
redshirt sophomore | 5-7 | 183  
Victorville, Calif.  
Silverado High School

**2012-** Rushed for 74 yards and one touchdown on 16 attempts, including a long of 18 yards for Mighty Oregon in the Spring Game.

**2011** — Appeared in five games, amassing 176 rushing yards on 36 attempts ... Career-high 56 yards rushing on 10 attempts, including one touchdown in victory vs. Oregon State ... Rushed for 54 yards on 12 carries at Colorado ... Eight attempts for 32 yards in win vs. Missouri State ... Ran for 34 yards on six attempts, including first collegiate touchdown and a career-long 26-yard scamper in win over Nevada ... Tied for the lead among running backs with a 295 pound bench press in winter conditioning, while also finishing third in the fly 30 (3.04 seconds) ... Carried the ball a team-high 14 times for 46 yards, helping the Green Team to victory in the spring game.

**2010** — Redshirt Season.

**BEFORE OREGON** — Played running back and defensive back for Silverado High School ... As a senior, recorded 931 yards on 118 carries along with 12 rushing touchdowns ... Averaged nearly four tackles per game on defense.

**PERSONAL** — Parent: Joycel Brock. Family: Two sisters. High School (Coach): Silverado (Carl Posey), 2010. Intended Major: Digital Art.


#### FORDE'S CAREER STATISTICS

Rushing	G	Att	Yds	TD	Lg	Avg/C	Avg/G
2011	5	36	176	2	26	4.9	35.2

Scoring	G	TD	Rush	Pass	Retn	PAT	2PAT	FG	Total	Avg/G
2011	5	2	2	0	0	0	0	0	12	2.4

**FORDE'S CAREER BESTS**

Points scored: 6, Nevada, 09/10/11 ; Oregon State, 11/26/11  
 Touchdowns: 1, Nevada, 09/10/11 ; Oregon State, 11/26/11  
 Rush attempts: 12, at Colorado, 10/22/11 ; at Colorado, Oct 22, 2011  
 Rush yards: 56, Oregon State, 11/26/11 (10 carries)  
 Rush TDs: 1, Nevada, 09/10/11 ; Oregon State, 11/26/11  
 Long rush: 26, Nevada, 09/10/11  
 Total offense attempts: 12, at Colorado, 10/22/11 (12 rush,0 pass); at Colorado, Oct 22, 2011 (12 rush,0 pass)  
 Total offense yards: 56, Oregon State, 11/26/11 (56 rush,0 pass)  
 All-purpose yards: 56, Oregon State, 11/26/11


**Christian French**

**82 | defensive end**  
**redshirt freshman | 6-5 | 242**  
**Cedar Rapids, Iowa**  
**John F. Kennedy High School**

**2011** — Worked with the scout team at tight end.

**BEFORE OREGON** — Selected to the U.S. Army All-American game ... A four-star recruit by Rivals.com, ESPN and 247Sports.com, while garnering three stars from Scout.com ... A member of the Rivals 100 (No. 87), the recruiting site also considered him as the top prospect in Iowa and No. 5 athlete nationally ... Rated as the 77th best high school football player in the country by Sporting News and the No. 32 athlete according to ESPN ... No. 85 player on the PrepStar Magazine "Dream Team" ... Started at outside linebacker during his senior season at Kennedy High School, compiling 71 tackles, three sacks and 10 tackles for loss, while forcing a pair of fumbles and recovering another ... On offense, made 10 receptions for 111 yards and rushed three times for 85 yards and a touchdown ... An All-State first-team choice, as well as picking up All-Metro and All-Mississippi Valley Conference honors ... Selected to Des Moines Register Elite All-State Team (all classes, 1A through 4A) despite missing two games due to injury ... Started at safety as a junior, making 77 tackles and four sacks ... Also had a punt return for TD in 2009 ... 33 tackles and four pass breakups as a starting safety during his sophomore campaign ... Also played basketball and ran track for the Cougars ... Earned second-team All-Metro and All-Conference accolades on the hardwood and clocked a 10.68 time in the 100 meters on the track as a junior.

**PERSONAL** — Parents: Cherokee and Caroline Luter French. Family: Two brothers, two sisters. High School (Coach): Kennedy (Tim Lewis), 2011. Major: Business.



**Trevor Fox**  
**57 | offensive line**  
**redshirt junior | 6-5 | 290**  
**Temecula, Calif.**  
**Chaparral High School**


**2011** — Appeared in three games, including the Civil War win over Oregon State ... Notched a 308-pound power clean, the third best by an offensive lineman during winter conditioning.

**2010** — Made collegiate debut in season opener vs. New Mexico ... Also played vs. Portland State and UCLA ... Took part in a season-high 20 snaps against the Lobos ... Ranked third among offensive linemen with a 308-lb. clean lift during winter testing.

**2009** — Was a member of the scout team during redshirt campaign.

**BEFORE OREGON** — Played offensive guard and tackle for head coach Tom Leach at Chaparral of the Southwestern League ... All-SWL First-Team Offense ... All-CIF ... All-Riverside County ... Second-team all-California ... Named the No. 79 player in the Far West Region (Calif., Nev., Hawaii) by Superprep Magazine ... Ranked as the No. 73 guard in the nation by Rivals.com and the No. 35 OG by Scout.com ... Named a three star recruit by both major recruiting services ... Team advanced to the Inland title game in his senior season but fell to Centennial (Corona, Calif.) ... Chaparral rushed for 3,081 yards (220.1 yds/g) and passed for 1,917 yards in 2008, averaging 34.9 points per game.

**PERSONAL** — Parents: Steven and Geri Fox. Family: One brother, one sister. High School (Coach): Chaparral (Tommy Leach), 2009. Major: Advertising.



## Mike Garrity

38 | linebacker  
redshirt sophomore | 6-1 | 226  
San Carlos, Calif.  
Archbishop Riordan High School

**2011** — Appeared in two games, registering solo stops in consecutive wins vs. Missouri State and Nevada ... Recorded two tackles for the Oregon White Team in the spring game ... Benched 335 pounds, fourth among linebackers.

**2010** — Participated as a member of the scout team during redshirt season.

**BEFORE OREGON** — Graduated from Archbishop Riordan High School ... Earning West Catholic Athletic League first team all-league ... Received All-Metro honors from the *San Francisco Chronicle*... Earned Team Academic Award ... Attended Cushing Academy for one year after high school ... Placed on the All-New England Football Team ... Awarded defensive MVP ... Named Boston Globe Class-A All Star.


**PERSONAL** — Parents: James and Lorrie Garrity. Family: One sister. High School (Coach): Archbishop Riordan (Mike Langridge), 2009. Major: Business.

### GARRITY'S CAREER STATISTICS

Tackles	G	UA	A	Total	TFL	Yds	PD	FF	FR	Blkd
2011	2	2	0	2	0.0	0	0	0	0	0

### GARRITY'S CAREER BESTS

Tackles: 1, Nevada, 09/10/11 (1-0); Missouri State, 09/17/11 (1-0)



## Hroniss Grasu

55 | offensive line  
redshirt sophomore | 6-3 | 294  
Encino, Calif.  
Crespi High School

**2012** — Named to the watch list for Rimington Trophy (center).

**2011** — All-Freshman second team according to Phil Steele ... 14-game starter at center ... Eclipsed 80 plays on five occasions, including a season-high 91 snaps in win over Oregon State ... Part of an offensive unit that ranked third in the nation in scoring, fifth in rushing and sixth in total offense ... Finished top three among offensive linemen in vertical leap (second, 27"), power clean (second, 319 pounds), squat (tied for second, 485 pounds), 10-yard electronic (second, 1.89 seconds), 20-yard electronic (t-first, 3.09 seconds), shuttle run (t-first, 4.41 seconds) and "L" Run (first, 7.73 seconds) during winter conditioning.

**2010** — Arrived on campus in June and started classes summer term ... Redshirt Season.

**BEFORE OREGON** — A starter on both the offensive and defensive lines for head coach Jeremiah Ross at Crespi High School of the Serra League (Southern Section, South 2 Division)... First-team All-State as a sophomore... Named first-team all-area on offense by the Los Angeles Daily News in 2010... 2008 All-Serra League selection... As a senior in 2009-10, plowed the road as an offensive lineman for a team that racked up 1,958 rushing yards and 2,436 passing yards, and had 37 tackles and four sacks while playing defense... As a junior in 2008-09, had 27 tackles on defense and blocked for a team that rushed for 1,606 yards and passed for 1,738 more, scoring 27 total offensive touchdowns... As a sophomore in 2007-08, had 33 tackles and tied for a team-high with five sacks while blocking for 1,000-yard rusher Austin Shanks and a team that rolled up 2,388 rushing yards and 2,167 passing yards... Blocked for current UO quarterback Bryan Bennett... Given a three-star rating by Scout.com and selected as the No. 9 center in the country... A three-star ranking


and No. 12 center in the nation by Rivals.com... Three-star recruit and No. 100 defensive end prospect in the country according to ESPN.com.

**PERSONAL** — Parents: Steve and Mariana Grasu. Family: One brother. High School (Coach): Crespi (Jeremiah Ross), 2010. Intended Major: Applied Economics, Business and Society.

### HONORS AND AWARDS

2011

•All-Freshman Second Team (Phil Steele)



## Mana Greig

63 | offensive line  
redshirt junior | 5-11 | 291  
Kailua, Hawaii  
St. Louis High School

**2011** — Appeared in six games, playing a season-high 35 snaps in win over Oregon State ... Tied for third among offensive linemen with a 23-inch vertical leap during winter conditioning.

**2010** — Appeared in seven games, including four Pac-10 contests ... Made collegiate debut in season opener vs. New Mexico and played a season-high 54 snaps ... Had the third-fastest shuttle time among offensive linemen during winter testing at 4.53 seconds.

**2009** — Member of the scout team during his redshirt campaign.

**BEFORE OREGON** — Helped the Crusaders to back-to-back 11-1 marks and unbeaten 7-0 Interscholastic League I ledgers during his sophomore and junior campaigns ... Rated as the No. 25 prep center by ESPN with a scouts grade of 74 following his junior season ... Selected to play in the Hawaii All-Star Football Classic ... St. Louis had a record of 7-2 during his senior season.

**PERSONAL** — Parents: Cynthia Su'a and Kimo Greig. Family: Two brothers. High School (Coach) St. Louis (John Hao), 2009. Major: General Social Sciences.



## Ryan Hagen

50 | defensive line  
redshirt junior | 6-3 | 285  
Brea, Calif.  
Troy High School

**2011** — Made the most of limited playing time, recording two sacks in four appearances ... Had first career forced fumble and one sack for a loss of seven yards in victory vs. Oregon State ... First career sack for a loss of eight yards in win at Colorado ... Had one tackle in win over Missouri State ... One solo stop in victory vs. Nevada Squatted 435 pounds (third best by a defensive lineman) during winter conditioning.

**2010** — Made his collegiate debut in win vs. Portland State and also saw the field vs. UCLA ... Joined the team during spring practice.

**BEFORE OREGON** — Lettered three times in football, basketball and track at Troy HS in Fullerton, Calif ... All-Freeway League defensive lineman and team defensive MVP as a senior in 2009 ... Team won Freeway League championship in 2008 ... Two-time team defensive MVP in basketball ... Four-time scholar athlete was twice named all-county scholar athlete.

**PERSONAL** — Parents: William Hagen and Charla Hall. Family: One brother, one sister. High School (Coach): Troy (Jim Burton), 2009. Major: Applied Business, Economics and Society/Journalism.

### HAGEN'S CAREER STATISTICS

Tackles	G	UA	A	Total	TFL	Yds	PD	FF	FR	Blkd
2010	2	0	0	0	0.0	0	0	0	0	0
2011	4	3	1	4	2.0	15	0	1	0	0
TOTAL	6	3	1	4	2.0	15	0	1	0	0

Sacks	G	UA	A	Total	Yds
2010	2	0	0	0.0	0
2011	4	2	0	2.0	15
TOTAL	6	2	0	2.0	15

### HAGEN'S CAREER BESTS

Tackles: 1, 5 times

Sacks: 1.0, at Colorado, 10/22/11 (1-0); Oregon State, 11/26/11 (1-0); at Colorado, Oct 22, 2011 (1-0)

Tackles for loss: 1.0, at Colorado, 10/22/11 (1-0); Oregon State, 11/26/11 (1-0); at Colorado, Oct 22, 2011 (1-0)

Fumbles forced: 1, Oregon State, 11/26/11



## Dustin Haines

14 | quarterback  
redshirt junior | 6-3 | 207  
Eugene, Ore.  
South Eugene High School

**2011** — Appeared in three games and attempted one pass ... Rushed for seven yards on two attempts in win at Colorado ... Offensive scout team player of the year ... Notched the top bench press (305 pounds) of any quarterback during winter conditioning.

**2010** — Regular member of the travel squad, charged with holding Oregon's unique play cards on the sideline for most of the year ... A quarterback by trade, played running back and carried twice, netting one yard in win vs. Portland State ... Made one catch for 18 yards as a receiver in his collegiate debut vs. New Mexico.

**BEFORE OREGON** — Lettered four times in football and track and twice in basketball for the Axemen ... Three-time all-Southwest League choice and team MVP in football ... Also played safety for South Eugene ... Was the district champion in the javelin as a junior.

**PERSONAL** — Parents: Mike Haines and Janelle Gentry. Family: One brother. High School (Coach): South Eugene (Travis Johnson), 2009. Major: General Social Sciences.

### HAINES' CAREER STATISTICS

Rushing	G	Att	Yds	TD	Lg	Avg/C	Avg/G
2010	4	2	1	0	3	0.5	0.2
2011	3	2	7	0	6	3.5	2.3
TOTAL	7	4	8	0	6	2.0	1.1

Receiving	G	Rec	Yds	TD	Lg	Rec/G	Avg/C	Avg/G
2010	4	1	18	0	18	0.2	18.0	4.5
2011	3	0	0	0	0	0.0	0.0	0.0
TOTAL	7	1	18	0	18	0.1	18.0	2.6

Passing	G	Att	Cmp	Int	Yds	TD	Lg	Pct	Avg/P	Avg/G	Effic
2010	4	0	0	0	0	0	0	0.0	0.0	0.0	0.0
2011	3	1	0	0	0	0	0	0.0	0.0	0.0	0.0
TOTAL	7	1	0	0	0	0	0	0.0	0.0	0.0	0.0

### HAINES' CAREER BESTS

Rush attempts: 2, at Colorado, 10/22/11 ; at Colorado, Oct 22, 2011 ; Portland State, Sep 18, 2010

Rush yards: 7, at Colorado, 10/22/11 (2 carries); at Colorado, Oct 22, 2011 (2 carries)

Long rush: 6, at Colorado, 10/22/11 ; at Colorado, Oct 22, 2011

Pass attempts: 1, at Colorado, 10/22/11 ; at Colorado, Oct 22, 2011

Receptions: 1, New Mexico, Sep 04, 2010

Receiving yards: 18, New Mexico, Sep 04, 2010 (1 reception)

Long reception: 18, New Mexico, Sep 04, 2010

Total offense attempts: 3, at Colorado, 10/22/11 (2 rush,1 pass); at Colorado, Oct 22, 2011 (2 rush,1 pass)


Total offense yards: 7, at Colorado, 10/22/11 (7 rush,0 pass); at Colorado, Oct 22, 2011 (7 rush,0 pass)

All-purpose yards: 18, New Mexico, Sep 04, 2010

### HONORS AND AWARDS

2011

•Offensive Scout Team Player of the Year



## Rodney Hardrick

48 | linebacker  
sophomore | 6-1 | 230  
Colton, Calif.  
Colton High School

**2011** — Appeared in four games as a true freshman ... Career-high four tackles in victory vs. Arizona State ... One solo tackle in win at Arizona ... Had three solo

stops, including 2.0 TFL, totaling a 3-yard loss in collegiate debut vs. Missouri State.

**BEFORE OREGON** — Helped Colton High School to a CIF Southern Section championship in 2010 under head coach Richard Bray ... Played tight end in addition to outside linebacker for the Yellowjackets ... A three-star recruit according to Rivals.com, Scout.com, ESPN and 247Sports.com ... Considered the No. 35 OLB prospect in the country by Scout.com ... Saw his statistical production explode as a senior with 41 catches for 808 yards and 10 touchdowns on offense to go with 98 total tackles (69 solo), six sacks, two interceptions, seven pass deflections, four forced fumbles and a pair of fumble recoveries on defense ... A 2010 All-San Andreas League first-team linebacker ... Named to the All-Southern Section defensive first team ... Selected to the all-state second team at linebacker ... A preseason All-Sun League first-team at tight end ... As a junior, recorded 35 total tackles (25 solo), one sack and three forced fumbles while accumulating six catches for 146 yards and two touchdowns ... Tallied 71 total tackles (43 solo), five sacks, three forced fumbles and two fumble recoveries during sophomore campaign.

**PERSONAL** — Parents: Rodney Hardick and Theresa Miller Family: Two brothers, two sisters. High School (Coach): Colton High (Nick Bray) 2011. Major: Undeclared.

### HARDRICK'S CAREER STATISTICS

Tackles	G	UA	A	Total	TFL	Yds	PD	FF	FR	Blkd
2011	4	5	3	8	2.0	3	0	0	0	0

### HARDRICK'S CAREER BESTS

Tackles: 4, Arizona State, 10/15/11 (1-3)

Tackles for loss: 2.0, Missouri State, 09/17/11 (2-0)



## Taylor Hart

66 | defensive end  
redshirt junior | 6-6 | 292  
Tualatin, Ore.  
Tualatin High School

**2012-** Recorded four unassisted tackles for the Fighting Ducks in the Spring Game.

**2011** — One of two 14-game starters on the defensive line ... Tenth on the team with 44 tackles ... All-Pac-12 honorable mention (Pac-12 coaches) ... Pac-12 all-academic second team ... Recorded two solo tackles in win over Wisconsin in the Rose Bowl ... Career-high seven tackles, including one sack for a 4-yard loss in win over UCLA in the Pac-12 Championship game ... Made two stops in win vs. Oregon State ... Four tackles vs. USC ... Had two tackles and 0.5 sack for a 4-yard loss in victory at Stanford ... One sack for a 2-yard loss to go with three tackles in win at Washington ... Four solo tackles and first career forced fumble vs. Washington State ... Had a pair of stops in win at Colorado ... Three tackles, 0.5 for loss in win vs. Arizona State ... Had a single tackle to go with a career-high two pass breakups and one quarterback hurry in victory vs. California ... First career blocked kick and three tackles in win at Arizona ... Two solo tackles in win over Missouri State ... Recorded four tackles in consecutive games vs. LSU and Nevada ... Tied for the second-best power clean (319 pounds) among defensive linemen ... Recorded five tackles, one for a loss in the spring game for the White Team.

**2010** — Key contributor as an interior lineman, appearing in all 13 games ... First career pass breakup to go with a solo stop at Oregon State ... Recorded a sack among his pair of tackles at Cal ... Career-high four tackles and a sack in win vs. Washington ... 27 plays at USC was a season-best ... One stop vs. UCLA and two at Washington State ... Single tackle vs. Stanford after three in win at Arizona State ... Two tackles in win over Portland State ... Made first two tackles of his career, including one solo, in win at Tennessee ... Credited with one QB hurry in victory vs. New Mexico.

**2009** — Redshirt season ... Selected scout team defensive player-of-the-week following win over Arizona.

**BEFORE OREGON** — A first-team all-state selection on both offense (tackle) and defense (end) ... Played for head coach Craig Hastin at Tualatin, of the 6A Pacific League ... A Tacoma News Tribune Northwest 100 selection and 'Northwest Nuggets' Honorable Mention ... Ranked as the No. 26 defensive end in that nation according Rivals.com and ranked the No. 45 DE and No. 27 overall player in the Northwest Hot 100 by Scout.com ... Named a three star recruit by both recruiting services ... The No. 1 player in the state of Oregon according to Superprep Magazine ... Lost to Beaverton in the second round of the state playoffs as a senior after defeating the Beavers during the regular season.

**PERSONAL** — Parents: Doug and Kathy Hart. Family: One brother. High School (Coach): Tualatin (Craig Hastin), 2009. Major: Sociology. Redshirt: 2009. Notable: Father is a UO graduate. Attended first Oregon game (against USC) when he was eight-years-old.

### HART'S CAREER STATISTICS

Tackles	G	UA	A	Total	TFL	Yds	PD	FF	FR	Blkd
2010	13	10	8	18	2.0	9	1	0	0	0
2011	14	20	24	44	3.0	10	2	1	0	1
TOTAL	27	30	32	62	5.0	19	3	1	0	1

Sacks	G	UA	A	Total	Yds
2010	13	2	0	2.0	9
2011	14	2	1	2.5	10
TOTAL	27	4	1	4.5	19

### HART'S CAREER BESTS

Tackles: 7, UCLA, 12/02/11 (2-5)

Sacks: 1.0, 5 times

Tackles for loss: 1.0, 5 times

Fumbles forced: 1, Washington State, 10/29/11

Pass breakups: 2, California, 10/06/11

Blocked kicks: 1, at Arizona, 09/24/11

## HONORS AND AWARDS

2011

- All-Pac-12 Honorable Mention (Pac-12 Coaches)
- Pac-10 All-Academic Second Team

2010

- Pac-10 All-Academic HM



## Daryle Hawkins

16 | wide receiver  
redshirt junior | 6-4 | 202  
Omaha, Neb.  
Omaha Central High School

**2012-** Caught four passes for 55 yards and one touchdown on a 35 yard pass for the victorious Mighty Oregon in the Spring Game.

**2011** — Pac-12 all-academic honorable mention ... Appeared in 12 games, making one start ... Receiving average of 20.4 yards per catch was second on the team ... Made five solo tackles on special teams ... Had a career-high three receptions for 38 yards, including a 25-yard TD in win vs. UCLA in the Pac-12 Championship Game ... Had one solo tackle on special teams in win over Oregon State ... Made one grab for 13 yards in victory at Washington ... Back-to-back solo tackles against both Colorado and Washington State ... One solo tackle in win at Arizona ... First career forced fumble and had one solo tackle vs. Missouri State ... Caught one pass for a career-long 51 yards in win vs. Nevada ... Led all quarterbacks and kickers in power clean (319 pounds), squat (445 pounds), electronic 20-yard (2.86 seconds), fly 30 (2.99) and electronic 40-yard dash (4.82) ... Led the White Team with 38 yards rushing in the spring game.

**2010** — The versatile redshirt freshman was utilized in multiple offensive positions, playing quarterback, running back and wide receiver during Oregon's first three games ... Caught two passes for four yards in win vs. UCLA ... Came out of the backfield to catch a 12-yard touchdown pass against Portland State in addition to running six times for 21 yards ... Carried twice for four yards in win at Tennessee and rushed for 68 yards and a touchdown on ten carries in his debut against New Mexico ... Also had one catch for 10 yards against the Lobos ... Shared top honors among team's quarterbacks during winter workouts with a 275-lb. clean ... UO's fastest player at the position with a 4.89-second electronic 40-yard dash.

**2009** — Guided the scout team as a first-year redshirt ... Was on the travel squad and in uniform for the UCLA game.

**BEFORE OREGON** — Played for head coach Jay Ball at Omaha Central High School of the A District 3 League ... Lined up at wide receiver for the Eagles in his junior season as the team took home the Nebraska Class A state championship ... Named the starting quarterback to begin his senior season but injured his collarbone in the second game ... Returned to the line-up for final two games ... Had 540 yards of total offense in the 3+ games he played in 2008 ... Team went 2-1 with him in the line-up, 0-6 without ... A prolific track competitor in high school ... Took home a state title in the triple jump, second in the state in long jump ... Had the fastest prelim time in the 110m hurdles but rolled ankle before the finals and still took third ... Metro-Conference 110m and 110m hurdles champion ... Two-star recruit according to Rivals.com ... Played football, track and basketball in each of his four years in high school ... Basketball team won the Nebraska state title in three of his four years ... Went to same HS as Ahman Green and Gayle Sayers.

**PERSONAL** — Parents: James and Kathryn Knight. Family: One sister. High School (Coach): Omaha Central (Jay Bell), 2009. Major: Product Design.

## HAWKINS' CAREER STATISTICS

Rushing	G	Att	Yds	TD	Lg	Avg/C	Avg/G
2010	4	18	93	1	18	5.2	23.2
2011	12	0	0	0	0	0.0	0.0
TOTAL	16	18	93	1	18	5.2	5.8

Receiving	G	Rec	Yds	TD	Lg	Rec/G	Avg/C	Avg/G
2010	4	4	26	1	12	1.0	6.5	6.5
2011	12	5	102	1	51	0.4	20.4	8.5
TOTAL	16	9	128	2	51	0.6	14.2	8.0

All Purpose	G	Rush	Rec	PR	KR	IR	Total	Avg/G
2010	4	93	26	0	0	0	119	29.8
2011	12	0	102	0	0	0	102	8.5
TOTAL	16	93	128	0	0	0	221	13.8

Tackles	G	UA	A	Total	TFL	Yds	PD	FF	FR	Blkd
2010	4	0	0	0	0.0	0	0	0	0	0
2011	12	5	0	5	0.0	0	0	1	0	0
TOTAL	16	5	0	5	0.0	0	0	1	0	0

Scoring	G	TD	Rush	Pass	Retn	PAT	2PAT	FG	Total	Avg/G
2010	4	2	1	1	0	0	0	0	12	3.0
2011	12	1	0	1	0	0	0	0	6	0.5
TOTAL	16	3	1	2	0	0	0	0	18	1.1

## HAWKINS' CAREER BESTS

Points scored: 6, UCLA, 12/02/11 ; New Mexico, Sep 04, 2010 ; Portland State, Sep 18, 2010

Touchdowns: 1, UCLA, 12/02/11 ; New Mexico, Sep 04, 2010 ; Portland State, Sep 18, 2010

Rush attempts: 10, New Mexico, Sep 04, 2010

Rush yards: 68, New Mexico, Sep 04, 2010 (10 carries)

Rush TDs: 1, New Mexico, Sep 04, 2010

Long rush: 18, New Mexico, Sep 04, 2010

Receptions: 3, UCLA, 12/02/11

Receiving yards: 51, Nevada, 09/10/11 (1 reception)

Receiving TDs: 1, UCLA, 12/02/11 ; Portland State, Sep 18, 2010

Long reception: 51, Nevada, 09/10/11

Total offense attempts: 10, New Mexico, Sep 04, 2010 (10 rush, 0 pass)

Total offense yards: 68, New Mexico, Sep 04, 2010 (68 rush, 0 pass)

All-purpose yards: 78, New Mexico, Sep 04, 2010

Tackles: 1, 6 times

Fumbles forced: 1, Missouri State, 09/17/11

## HONORS AND AWARDS

2011

- Pac-12 All-Academic Honorable Mention



## Ricky Heimuli

90 | defensive tackle  
junior | 6-4 | 305  
Glendale, Utah  
Brighton High School

**2011** — Appeared in 14 games, totaling 22 tackles ... Had two stops in win over UCLA in Pac-12 Championship Game ... Two tackles in win vs. Oregon

State ... Recorded four tackles, including three of the solo variety in loss vs. USC ... One solo tackle in victory over Stanford ... Had two tackles in back-to-back wins against Washington State and Washington ... Made four tackles, including 0.5 for a 1-yard loss in win at Colorado ... Credited with a quarterback hurry in victory over Arizona State ... Recorded single tackles in wins against Arizona and California ... Had one stop in back-to-back home wins vs. Nevada and Missouri State ... One tackle in loss against LSU ... Helped lead the Green Team to a win with three tackles in the spring game.

**2010** — One of two true freshmen to play in every game ... Recorded at least one tackle in six games ... Solo stop in win at Oregon State ... Had two tackles vs. Washington ... Playing time in BCS Championship Game vs. Auburn cut short due to a first-half injury ... Career-high three tackles, including first-ever tackle for loss in win vs. UCLA ... Solo tackle at Arizona State ... Took part in one tackle in win vs. Portland State ... Was in on one tackle in win at Tennessee ... Had a pass breakup in his college debut vs. New Mexico.

**BEFORE OREGON** — Played for head coach Ryan Bullett at Brighton High School of the 5A Region 4 league ... 2009 Mainland All-Stars MVP in the Hawaii/Polynesia-Mainland Bowl ... A Prepstar Magazine All-American ... 2010 Long Beach Press-Telegram "Best in the West" first-team selection ... The Bengals went 6-4 in his senior season ... 2008 all-State honorable mention ... A four-star recruit and No. 10 defensive tackle by Scout.com ... Ranked a four-star recruit and No. 8 defensive tackle in the nation by Rivals.com ... Member of the Rivals100 ... A four-star recruit and No. 13 defensive tackle by ESPN.com.


**PERSONAL** — Parents: Okusitino and Kerem Heimuli. Family: Three brothers, two sisters. Major: Undeclared.

### HEIMULI'S CAREER STATISTICS

Tackles	G	UA	A	Total	TFL	Yds	PD	FF	FR	Blkd
2010	13	4	5	9	1.0	5	1	0	0	0
2011	14	11	11	22	0.5	1	0	0	0	0
<b>TOTAL</b>	<b>27</b>	<b>15</b>	<b>16</b>	<b>31</b>	<b>1.5</b>	<b>6</b>	<b>1</b>	<b>0</b>	<b>0</b>	<b>0</b>

### HEIMULI'S CAREER BESTS

Tackles: 4, at Colorado, 10/22/11 (2-2); USC, 11/19/11 (3-1)  
Tackles for loss: 1.0, UCLA, Oct 21, 2010 (1-0)  
Pass breakups: 1, New Mexico, Sep 04, 2010



## Troy Hill

2 | corner back  
redshirt sophomore | 5-11 | 180  
Ventura, Calif.  
St. Bonaventure High School

**2011** — Started six of 14 games he appeared in ... Fifth among defensive backs with 43 tackles (35 solo) ... Career-high nine tackles, including eight of the solo

variety in victory over Wisconsin in the Rose Bowl ... Recorded two tackles in win vs. UCLA in the Pac-12 Championship Game ... Returned one kickoff for a career-best 36 yards and also had two tackles and one pass breakup in win over Oregon State ... One pass breakup and one solo tackle vs. USC ... Had a trio of tackles in win at Stanford ... Made four tackles, including three solo and 1.0 TFL for a 1-yard loss in victory at Washington ... Career-high six tackles, including five solo tackles in win vs. Washington State ... Third straight game with at least one pass breakup and also had two solo tackles in win at Colorado ... Four tackles and one pass break up in win over Arizona State ... Career-high two pass breakups vs. California ... Recorded four tackles in win at Arizona ... Ran back one kickoff for 17 yards and had one solo tackle in victory vs. Missouri State ... Returned first career interception for 45 yards and also recorded five solo tackles vs. Nevada ... Finished first or second among all defensive backs in electronic 20-yard dash (second, 2.78 seconds), fly 30 (first, 2.94 seconds), shuttle run (second, 3.96 seconds) and "L" Run (tied for second, 7.03 seconds) ... Recorded the spring game's longest kickoff return for 40 yards, made four tackles (3 solo, 1 assisted), including one tackle for a loss of five yards.

**2010** — Arrived during the fall and worked with the scout team during redshirt season.

**BEFORE OREGON** — Played defensive back and wide receiver for head coach Todd Therrien at St. Bonaventure High School of the Channel League (Southern Section, South 3 Division) ... 2009 All-Channel League First-Team Defense ... 2008 Second-Team All-State Junior by CalHiSports.com ... 2007 All-Channel League Second-Team Defense ... Helped lead the Seraphs to an 11-2 record in his senior season ... Had 46 tackles and five interceptions in his junior season in 2008-09 ... Also returned one kickoff for a touchdown and took one of his five picks back for a score ... Earned a three-star rating from Scout.com ... Also a three-star recruit according to Rivals.com and the No. 32 corner in the country ... A three-star recruit according to ESPN.com.

**PERSONAL** — Parents: Jim Gilmer and Sandra Jennings. Family: Two brothers, two sisters. Major: Undeclared.

### HILL'S CAREER STATISTICS

Tackles	G	UA	A	Total	TFL	Yds	PD	FF	FR	Blkd
2011	14	35	8	43	1.0	1	7	0	0	0

Interceptions	G	No.	Yds	TD	Lg	Avg/R	Avg/G
2011	14	1	45	0	45	45.0	3.2

Kick Returns	G	No.	Yds	TD	Lg	Avg/R	Avg/G
2011	14	2	53	0	36	26.5	3.8

### HILL'S CAREER BESTS

All-purpose yards: 45, Nevada, 09/10/11  
Kick returns: 1, Missouri State, 09/17/11 ; Oregon State, 11/26/11  
Kick return yards: 36, Oregon State, 11/26/11 (1 returns)  
Long kick return: 36, Oregon State, 11/26/11  
Interceptions: 1, Nevada, 09/10/11  
Long interception return: 45, Nevada, 09/10/11  
Tackles: 9, vs Wisconsin, 01/02/12 (8-1)  
Tackles for loss: 1.0, at Washington, 11/05/11 (1-0); at Washington, Nov 05, 2011 (1-0)  
Pass breakups: 2, California, 10/06/11



## Dawson Housley

52 | linebacker  
freshman | 6-3 | 200  
Eugene, Ore.  
Sheldon High School

**BEFORE OREGON** — Played for head coach Lane Johnson at Sheldon High School of the 6A Southwest League ... Was an all-state and all-conference performer for the Irish, helping lead Sheldon to a 13-1 mark and the Class 6A state final as a senior.

**PERSONAL** — Parents: Darin and Traci Housley. Family: Two sisters. Major: Undeclared. Older sister, Taylor, plays soccer at the University of San Diego.



## Drew Howell

39 | long snapper  
junior | 6-2 | 220  
Tehachapi, Calif.  
Tehachapi High School

**2011** — Appeared in 12 games as the team's long snapper on punts ... Benched 315 pounds (second among tight ends and long snappers) during winter conditioning.

**2010** — One of three true freshman to play a prominent role, taking over long snapping duties upon arriving in Eugene ... Appeared in every game except the season opener as no punts were attempted vs. New Mexico ... Made his debut in win at Tennessee, snapping on all four of UO's punt attempts.

**BEFORE OREGON** — Played for head coach Steve Denman at Tehachapi High School of the South Sequoia League (Central Section, South 2 Division) ... Member of the Chris Sailer Kicking "Top 12" ... Rated the nation's No. 1 Long snapper by Chris Rubio ... Rated the top long snapper at the Chris Sailer Kicking Camp ... 2009 South Sequoia League first-team OL ... 2008 South Sequoia League second-team OL ... Three-year varsity starter ... Made 130 tackles as a senior linebacker in addition to 2.5 sacks and one interception.

**PERSONAL** — Parents: Mick and Kathryn Howell. Family: Three brothers, two sisters. High School (Coach): Tehachapi (Steve Denman), 2010. Major: Psychology.

### HOWELL'S CAREER STATISTICS

Tackles	G	UA	A	Total	TFL	Yds	PD	FF	FR	Blkd
2010	12	1	0	1	0.0	0	0	0	0	0
2011	12	0	0	0	0.0	0	0	0	0	0
TOTAL	24	1	0	1	0.0	0	0	0	0	0



## Josh Huff

1 | wide receiver  
junior | 5-11 | 205  
Houston, Texas  
Nimitz High School

**2011** — Appeared in 12 games, starting 10 ... Team's third-leading receiver (tie) in catches (31) and fourth-leading receiver in yards (430) ... Caught two passes for 14 yards in win over Wisconsin at the Rose Bowl ... Team-high 57 yards on four receptions, returned three kickoffs for 94 yards, including a season-best 40-yarder in win over UCLA in the Pac-12 Championship Game ... Caught one pass for eight yards in win vs. Oregon State ... Five grabs for a team-high 57 yards in loss vs. USC ... Had a career-best 59-yard TD reception to lead the team in receiving yards in victory at Stanford ... Also returned two kickoffs for 31 yards against the Cardinal ... Led the team with 60 yards receiving on four grabs, 38 yards on two kickoffs at Washington ... Caught two passes for five yards in win at Colorado ... Career-high 72 yards on two receptions, including one catch for 45 yards in victory vs. Arizona State ... Three grabs for 54 yards vs. California ... First game back after missing two games due to injury in the season opener, caught one pass for 18 yards in win at Arizona ... Five receptions for 28 yards, including one touchdown and one kickoff for 11 yards in loss against LSU ... Led all receivers with a 31.5-inch vertical leap, a 305-pound bench press, a 2.85-second fly 30 and a 4.65-second electronic 40-yard dash during winter conditioning.

**2010** — The lone true freshman on offense played in all 13 games, starting two ... Second on the team with 1,086 all-purpose yards and tied for fifth in scoring with five total touchdowns ... UO's top kick returner ranked sixth in the Pac-10 at 24.7 yards per return ... UO's fifth leading receiver (303 yards) and rusher (214 yards) ... Held to just two touches in BCS Championship Game vs. Auburn, totaling 35 yards on a pair of kickoff returns ... 71 all-purpose yards at Oregon State, including a two carries for 21 yards ... Game-changing 85-yard touchdown run - tied for the third-longest in UO history - to give the Ducks their first lead in the 3rd quarter vs. Arizona ... Finished with a game-high 186 all-purpose yards (103 yards rush, 18 rec, 65 kick ret) against the Wildcats ... Two catches for 12 yards, returned two kickoffs for 57 yards in win at Cal ... Season-high 132 yards on kick returns, including a career-best 80-yarder vs. Washington ... Career-long 57-yard catch among his 202 all-purpose yards in win at USC ... Two grabs for 37 yards, including a 22-yard TD, 83 yards on three kick returns vs. UCLA ... 56 all-purpose yards including a 16-yard run on his only carry at Washington State ... Career-highs of five catches and 64 receiving yards, including a 41-yard touchdown in win vs. Stanford ... Made the most of his only reception at ASU, taking it 54 yards for a touchdown, and added 14 rushing yards on one carry in win over the Sun Devils ... Accounted for his first touchdown as a collegian on an 18-yard run vs. Portland State while adding 13 rushing yards on a second carry, as well as catching one pass for 4 yards ... Three catches for 45 yards in collegiate debut against New Mexico.

**BEFORE OREGON** — Played quarterback, wide receiver, running back and cornerback for head coach Robert Toomer at Nimitz High School of the 5A Region III District 19 League ... 2010 Junior National Team selection by USA Football ... Playing cornerback, tallied game-high 2.5 tackles for loss at the USA vs. World game ... The Cougars went 4-6 in his senior season ... 2008 Class 5A second-team all-district offense ... Accumulated nearly 2,000 yards of total offense as a senior as he rushed for 1,147 yards and 11 touchdowns and threw for 856 more yards ... Also ran track, logging a 10.86 100-meter time on his way to a second place finish at the 19-5A district meet as a junior ... A three-star recruit and the No. 36 running back in the 2010 class according to Scout.com ... Ranked a four-star prospect and the No. 7 all-purpose running back in the nation and the No. 37 overall recruit in the state of Texas by Rivals.com ... Rated a three-star running back by ESPN.com.

**PERSONAL** — Parents: Donald and Charlotte Simpson. High School (Coach): Nimitz (Robert Toomer), 2010. Major: Sociology.

### HUFF'S CAREER STATISTICS

Rushing	G	Att	Yds	TD	Lg	Avg/C	Avg/G
2010	13	12	214	2	85	17.8	16.5
2011	12	0	0	0	0	0.0	0.0
TOTAL	25	12	214	2	85	17.8	8.6

Receiving	G	Rec	Yds	TD	Lg	Rec/G	Avg/C	Avg/G
2010	13	19	303	3	57	1.5	15.9	23.3
2011	12	31	430	2	59	2.6	13.9	35.8
TOTAL	25	50	733	5	59	2.0	14.7	29.3

Scoring	G	TD	Rush	Pass	Retn	PAT	2PAT	FG	Total	Avg/G
2010	13	5	2	3	0	0	0	0	30	2.3
2011	12	2	0	2	0	0	0	0	12	1.0
TOTAL	25	7	2	5	0	0	0	0	42	1.7

Kick Returns	G	No.	Yds	TD	Lg	Avg/R	Avg/G
2010	13	23	567	0	80	24.7	43.6
2011	12	8	174	0	40	21.8	14.5
TOTAL	25	31	741	0	80	23.9	29.6

All Purpose	G	Rush	Rec	PR	KR	IR	Total	Avg/G
2010	13	214	303	2	567	0	1086	83.5
2011	12	0	430	0	174	0	604	50.3
TOTAL	25	214	733	2	741	0	1690	67.6

Tackles	G	UA	A	Total	TFL	Yds	PD	FF	FR	Blkd
2010	13	1	0	1	0.0	0	0	0	0	0
2011	12	0	0	0	0.0	0	0	0	0	0
TOTAL	25	1	0	1	0.0	0	0	0	0	0

#### HUFF'S CAREER BESTS

Points scored: 6, 8 times

Touchdowns: 1, 8 times

Rush attempts: 3, Arizona, Nov 26, 2010

Rush yards: 103, Arizona, Nov 26, 2010 (3 carries)

Rush TDs: 1, Arizona, Nov 26, 2010 ; Portland State, Sep 18, 2010

Long rush: 85, Arizona, Nov 26, 2010

Receptions: 5, 4 times

Receiving yards: 72, Arizona State, 10/15/11 (2 receptions)

Receiving TDs: 1, 6 times

Long reception: 59, at Stanford, 11/12/11

Total offense attempts: 3, Arizona, Nov 26, 2010 (3 rush, 0 pass)

Total offense yards: 103, Arizona, Nov 26, 2010 (103 rush, 0 pass)

All-purpose yards: 202, at USC, Oct 30, 2010

Punt return yards: 2, UCLA, Oct 21, 2010 (0 returns)

Long punt return: 2, UCLA, Oct 21, 2010

Kick returns: 5, at USC, Oct 30, 2010

Kick return yards: 132, Washington, Nov 06, 2010 (3 returns)

Long kick return: 80, Washington, Nov 06, 2010

Tackles: 1, Portland State, Sep 18, 2010 (1-0)

#### HONORS AND AWARDS

2010

•Team First-Year Player of the Year (Casanova)



## Brian Jackson

12 | defensive back  
redshirt junior | 5-10 | 205  
Hoover, Ala.  
Hoover High School

**2012-** Recorded five tackle, including four of the solo variety in the Spring Game for Mighty Oregon.

**2011** — Saw action in 12 games, recording 27 tackles ... Recorded two solo tackles in win vs. Wisconsin at the Rose Bowl ... Made one tackle in win over UCLA in the Pac-12 Championship game ... One tackle in win vs. Oregon State ... Returned two kickoffs for 50 yards, including a career-best 30-yarder and also had one solo tackle in loss vs. USC ... Recorded two solo tackles in victory at Washington ... Two stops in win over California ... Had three tackles, including two solo in win vs. Missouri State ... Seven tackles vs. Nevada ... Tied career-high with eight tackles in loss against LSU ... Led all defensive backs with a 319-pound power clean in winter conditioning ... recorded a game-high 10 tackles in the spring game.

**2010** — Appeared in all 13 games, establishing himself as a prominent special teams player ... Solo tackle in win at Oregon State ... Forced a fumble on a kickoff return, setting up UO's final touchdown vs. Arizona ... Totaled three tackles against the Wildcats ... One stop vs. both UCLA and Stanford ... Made first career interception, forced a fumble and led the Ducks with a career-high eight tackles vs. Portland State ... Made one tackle in win at Tennessee ... Had a pass breakup and solo tackle in win vs. New Mexico.

**2009** — Selected scout team's defensive player of the week on two occasions vs. Purdue and Stanford during redshirt season.

**BEFORE OREGON** — Played for head coach Josh Niblett at Hoover High School of the 6A Region Six League ... Jackson had 161 tackles and three interceptions in his senior season and was named Alabama Sports Writers Association first-team all-State as a defensive back and all-Metro first-team as a safety ... Ranked the No. 85 safety in nation by Rivals.com and the No. 71 cornerback by Scout.com ... Named a three-star recruit by both services ... Team advanced to the state championship game but lost to Prattville 16-13 to finish with a 13-2 record on the season.

**PERSONAL** — Parents: Thomas and Annese Jackson. Family: One brother, one sister. High School (Coach): Hoover (Josh Niblett), 2009. Major: Psychology/Sociology.

#### JACKSON'S CAREER STATISTICS

Tackles	G	UA	A	Total	TFL	Yds	PD	FF	FR	Blkd
2010	13	8	8	16	0.0	0	2	2	0	0
2011	12	10	17	27	0.0	0	0	0	0	0
TOTAL	25	18	25	43	0.0	0	2	2	0	0

Interceptions	G	No.	Yds	TD	Lg	Avg/R	Avg/G
2010	13	1	6	0	6	6.0	0.5
2011	12	0	0	0	0	0.0	0.0
TOTAL	25	1	6	0	6	6.0	0.2

Kick Returns	G	No.	Yds	TD	Lg	Avg/R	Avg/G
2010	13	0	0	0	0	0.0	0.0
2011	12	2	50	0	30	25.0	4.2
TOTAL	25	2	50	0	30	25.0	2.0

#### JACKSON'S CAREER BESTS

All-purpose yards: 50, USC, 11/19/11

Kick returns: 2, USC, 11/19/11

Kick return yards: 50, USC, 11/19/11 (2 returns)

Long kick return: 30, USC, 11/19/11


Interceptions: 1, Portland State, Sep 18, 2010

Long interception return: 6, Portland State, Sep 18, 2010

Tackles: 8, vs LSU, 09/03/11 (0-8); vs LSU, Sep 03, 2011 (0-8); Portland State, Sep 18, 2010 (4-4)

Fumbles forced: 1, Arizona, Nov 26, 2010 ; Portland State, Sep 18, 2010

Pass breakups: 1, New Mexico, Sep 04, 2010




## Tyler Johnstone

64 | offensive line  
redshirt freshman | 6-6 | 292  
Chandler, Ariz.  
Hamilton High School

**2011** — Offensive scout team player of the week for prep work ahead of team's win over Nevada.

**BEFORE OREGON** — A two-year letter winner in football under head coach Steve Belles at Hamilton High School ... Garnered four stars from Rivals.com, Scout.com and 247Sports.com, and three stars from ESPN ... Ranked as the 16th-best prep offensive tackle in the nation by Rivals.com and No. 22 by Scout.com ... Considered the No. 5 player in the state of Arizona by Rivals.com ... PrepStar Magazine All-West Region ... Helped the Huskies to back-to-back state titles and a 29-1 overall record during his junior and senior seasons, ending his prep career as a part of 25 consecutive victories ... As a senior in 2010, was named to the All-5A Fiesta Region football team as a long snapper ... Helped pave the way for a rushing offense that averaged nearly 264 yards per game and 7.4 yards per carry while totaling 46 rushing touchdowns ... Earned honorable mention accolades at offensive tackle during junior season, as well as All-Region first-team honors as a long snapper ... Hamilton averaged more than 280 yards per game on the ground and scored 54 rushing touchdowns.

**PERSONAL** — Parents: Kevin and Wendy Johnstone. Family: Two sisters. Major: Undeclared.



## Dion Jordan

96 | defensive end  
redshirt senior | 6-7 | 243  
Chandler, Ariz.  
Chandler High School

**2012** — Named to watch lists for Bednarik Award (defense), Rotary Lombardi Award (lineman), Bronko Nagurski Trophy (defense) and Ted Hendricks Award

(defensive end).

**2011** — All-Pac-12 first team (Pac-12 coaches, Phil Steele) ... 42 tackles over 14 games, 12 starts ... Led Ducks, tied for fifth in Pac-12 with 13.0 tackles for loss ... Team-high 7.5 sacks ... Recorded two stops in win over Wisconsin in the Rose Bowl ... Had one sack for a seven-yard loss in victory over UCLA in the Pac-12 Championship Game ... Three tackles, including a career-high two sacks for a loss of 18 yards in win vs. Oregon State ... Had two tackles and 0.5 TFL for a 3-yard loss in win at Stanford ... Second consecutive game with at least one sack, had 1.5 sacks for a 10 yard loss to go along with five tackles in victory at Washington ... Career-high seven tackles, including six solo stops and a sack for a 4-yard loss in win vs. Washington State ... First career forced fumble to go along with one quarterback hurry and three solo tackles, including 1.0 TFL for a 7-yard loss in victory over Arizona State... Six tackles and 2.0 TFL for a total loss of eight yards vs. California ... Recorded five tackles, 1.5 sacks for a 15-yard loss and added another TFL for a 1-yard loss in win at Arizona ... Two tackles in win vs. Missouri State ... Made three stops, including 1.0 TFL for a 4-yard loss vs. Nevada ... Had a trio of tackles and 0.5 TFL in loss against LSU ... Notched a 33.5-inch vertical leap, a 1.71-second electronic 10-yard, a 2.79 second electronic 20-yard, a 4.08-second shuttle and a 7.23-second "L" run to lead all defensive linemen in winter conditioning ... recorded six tackles and a game-high two sacks for the White Team in the spring game.

**2010** — Switched from tight end to defensive end during the spring ... Top reserve on the defensive line and key special teams performer started one game at defensive end ... Recorded multiple tackles in all but one game ... Made four solo tackles, including one for a 2-yard loss in BCS National Championship Game

vs. Auburn ... Two stops in win at OSU ... 1.0 TFL among two stops, one pass breakup and quarterback hurry vs. Arizona ... Scored his first collegiate points on a 2-point PAT rush in win at Cal ... Four tackles, including a sack for a 9-yard loss in win vs. Washington ... Two solo tackles and 1.0 TFL at USC ... Started at defensive end, making three tackles vs. UCLA ... Had a pair of tackles at Washington State ... Recorded first sack as a collegian in win at Arizona State ... Had a pair of tackles and was credited with a quarterback hurry in win vs. Portland State ... Recorded three stops, including two solo tackles in win at Tennessee ... Made an impressive defensive debut, recording a team-high (tie) five tackles and 1.0 TFL for a loss of six yards vs. New Mexico ... Equaled the fastest electronic 20-yard dash among defensive linemen at 1.71 seconds and ranked second in the electronic 40-yard dash after clocking 4.77.

**2009** — The reserve tight end stepped onto the field for a season-high 20 snaps against Washington State but proved to be a bigger factor as the season wore on playing special teams ... Made appearances in three of the final four games of the year, including seven plays in the Rose Bowl vs. Ohio State ... Finished the year with both of his tackles against Arizona State.

**2008** — Performed scout team duties during his redshirt season.

**BEFORE OREGON** — The four-star prospect was ranked as the 10th overall tight end in the country by Scout.com ... Also included on the website's Arizona Top 85 (4th) as one of the best prospects in the state, as well as one of only seven tight ends on the Tacoma News Tribune's Western 100 elite ledger ... The PrepStar All-American and first-team all-region and all-state choice caught 13 passes for 292 yards and three touchdowns in six games his senior year before the remainder of his season was curtailed while recovering from a serious off-the-field accident ... Averaged 9.2 tackles per game and 0.8 sacks per game in 2007 ... Blocked two kicks and forced two fumbles while returning one 59 yards against Ironwood HS ... Posted 15 tackles against Yuma and 13 vs. Chavez during his senior campaign ... Caught 54 passes for 804 yards and 13 touchdowns as a junior.

**PERSONAL** — Parent: Sherrita Jordan. Family: One brother, one sister. High School (Coach): Chandler (Jim Ewan), 2008. Major: Sociology.

### JORDAN'S CAREER STATISTICS

Tackles	G	UA	A	Total	TFL	Yds	PD	FF	FR	Blkd
2009	6	1	1	2	0.0	0	0	0	0	0
2010	13	21	12	33	5.5	27	1	0	0	0
2011	14	25	17	42	13.0	77	0	1	0	0
TOTAL	33	47	30	77	18.5	104	1	1	0	0

Sacks	G	UA	A	Total	Yds
2009	6	0	0	0.0	0
2010	13	2	0	2.0	16
2011	14	6	3	7.5	57
TOTAL	33	8	3	9.5	73

### JORDAN'S CAREER BESTS

Points scored: 2, at California, Nov 13, 2010; at Washington State, Oct 09, 2010  
Tackles: 7, Washington State, 10/29/11 (6-1)  
Sacks: 2.0, Oregon State, 11/26/11 (2-0)  
Tackles for loss: 2.5, at Arizona, 09/24/11 (2-1)  
Fumbles forced: 1, Arizona State, 10/15/11  
Pass breakups: 1, Arizona, Nov 26, 2010

### HONORS AND AWARDS

2011

•All-Pac-12 First Team (Pac-12 Coaches, Phil Steele)



## Koa Ka'ai

80 | tight end  
redshirt freshman | 6-4 | 251  
Honolulu, Hawaii  
Kamehameha

**2011** — Defensive scout team player of the week for prep work ahead of team's win at Washington.

**BEFORE OREGON** — Lettered in football, basketball and track & field while attending Kamehameha Schools Kapalama in Honolulu ... A four-star recruit by Scout.com, while garnering three stars from Rivals.com, ESPN and 247Sports.com ... Tabbed as the No. 30 defensive end prospect by ESPN and No. 31 by Scout.com in the 2011 class ... Rated as the 4th-best high school player in Hawaii by Rivals.com ... As a senior, earned first-team All-State and All-Interscholastic League Honolulu honors ... Selected to the All-State third team as a junior in 2009 while leading the Warriors to a state championship under head coach David Stant ... Named the Most Outstanding Defensive End in the Just Win Maui Combine in 2009 ... Won the shot put at the ILH meet and placed second in the event at the state championships, where he tossed 53-09.00 ... Was also part of a state championship basketball team in 2009.

**PERSONAL** — Parents: Bill and Pua Ka'ai. Family: One brother. High School (Coach): Kamehameha (David Stant), 2011: Major: Undeclared.



## David Kafovalu

98 | defensive end  
redshirt sophomore | 6-3 | 240  
Riverside, Calif.  
Arlington High School

**2011** — Worked on the scout team.

**BEFORE OREGON** — Played offensive lineman for Head Coach Pat McCarthy at Arlington High School ... Named All-Inland Valley League as an offensive lineman in his senior season ... Senior year earned All-CIF Inland Division team as an offensive lineman ... He threw discus for Arlington High School.

**PERSONAL** — Parents: Tevita and Kalolaine Kafovalu. Family: Two brothers, three sisters. Major: Crime and Law.



## Keloni Kamalani

43 | linebacker  
redshirt junior | 5-11 | 215  
Kihei, Hawaii  
Kamehameha Maui

**2012-** Made four tackles, including three solo for the Fighting Ducks in the Spring Game.

**2011** — Pac-12 all-academic honorable mention ... Appeared in all 14 games, primarily as a key contributor on special teams ... Totaled 22 tackles (12 solo) ... Had one tackle in win over UCLA in the Pac-12 Championship Game ... Made four tackles in win vs. Oregon State ... One solo stop vs. USC ... First career forced fumble and one solo tackle in victory at Stanford ... Recorded one solo tackle in win at Washington and had a pair of tackles in win vs. Washington State ... Two tackles, including one for a 1-yard loss at Colorado ... Made one solo tackle vs. California ... Had a career-high six tackles in win vs. Missouri State ... Made a trio of tackles in victory vs. Nevada.

**2010** — Appeared in five games ... Season-high four tackles in win vs. Portland State ... Saw first collegiate action in win over New Mexico, assisting on one tackle ... Member of the Oregon Iron Club, totaling 1,140 lbs. in the clean, squat and bench during winter testing ... Ranked as the second-fastest at his position with an electronic 40-yard dash of 4.88 and was the fastest through 20 yards at 2.85.

**2009** — The walk-on spent his first year in Eugene on the scout team.

**BEFORE OREGON** — Lettered four years in football and twice in wrestling and track at Kamehameha Maui in Pukalani ... Helped the Warriors to district titles in football and wrestling ... Placed fourth in the state wrestling tournament as a sophomore.

**PERSONAL** — Parents: David and Shawndelle Kamalani. Family: Five siblings. High School (Coach): Kamehameha Maui (Leo Delatorri), 2009. Major: General Social Sciences.

### KAMALANI'S CAREER STATISTICS

Tackles	G	UA	A	Total	TFL	Yds	PD	FF	FR	Blkd
2010	5	0	5	5	0.0	0	0	0	0	0
2011	14	12	10	22	1.0	1	0	1	0	0
TOTAL	19	12	15	27	1.0	1	0	1	0	0

### KAMALANI'S CAREER BESTS

Tackles: 6, Missouri State, 09/17/11 (4-2)  
Tackles for loss: 1.0, at Colorado, 10/22/11 (1-0)  
Fumbles forced: 1, at Stanford, 11/12/11

### HONORS AND AWARDS

2011

•Pac-12 All-Academic Honorable Mention



**Sam Kamp**  
99 | defensive line  
redshirt freshman | 6-4 | 251  
Mesa, Ariz.  
Mountain View High School

**2011** — Defensive scout team player of the week leading up to road win at Arizona.

**BEFORE OREGON** — A three-year letterwinner for Mountain View High School under head coach Tom Joseph, did not play as a senior due to injury ... A three-star recruit according to Rivals.com, Scout.com, ESPN and 247Sports.com ... Rated as the No.14 overall prospect in the state of Arizona by Rivals.com ... PrepStar Magazine All-West Region ... As a junior, helped the Lions to a 5A Central League title, tallying 68 tackles, eight sacks and one interception with two fumble recoveries and five pass breakups ... An All-Region defensive first-team selection, considered the top defensive lineman in the greater Phoenix area among juniors in 2009 ... Also played basketball at Mountain View.

**PERSONAL** — Parents: Lane and Nicole Kamp. Family: One brother, two sisters. High School (Coach): Mesa Mountain View (Tom Joseph), 2011. Major: Business Administration.



**Wade Keliikipi**  
92 | defensive tackle  
redshirt junior | 6-3 | 295  
Wai'anae, Hawaii  
Wai'anae High School

**2011** — Appeared in all 14 games, starting the final 11 ... Totaled 25 tackles on the season ... Career-high five tackles in win over Wisconsin in the Rose Bowl ...

Had a pair of stops in victory over UCLA in the Pac-12 Championship Game ... Made two tackles in loss vs. USC ... Career-high 1.5 sacks for a total loss of 12 yards as part of his three tackles in win at Washington ... Recorded a pair of tackles in victory vs. Washington State ... A trio of tackles vs. California and two solo stops vs. Arizona State ... One solo tackle in win at Arizona ... Made two tackles against LSU and had three tackles vs. Nevada ... Ranked second among defensive linemen with a 365-pound bench press ... Led the Green Team with six tackles (4 solo), one sack and one pass breakup in a 16-0 win in the spring game.

**2010** — Appeared in all 13 games, ranking tied for second among reserve linemen with 18 tackles ... Had at least one stop in 11 games ... One solo tackle in BCS National Championship Game vs. Auburn ... Made two tackles at OSU and one vs. Arizona ... Three tackles and one quarterback hurry in win over Washington ... Two stops, including 0.5 TFL at USC ... Single tackles vs. UCLA and at Washington State ... Had a pair of solo tackles at Arizona State ... One tackle and first career pass breakup in win vs. Portland State ... Recorded two tackles in win at Tennessee ... Made a pair of solo tackles vs. New Mexico in collegiate debut ... Posted the fifth-best bench press among defensive linemen with a lift of 365 lbs.

**2009** — Redshirted his first collegiate season and was a member of the scout team.

**BEFORE OREGON** — Named Hawaii's top DT prospect in 2009 by SuperPrep Magazine and the No. 59 recruit overall in the West Region ... Played for head coach Danny Matsumoto at Wai'anae High School of the Oahu Red-West League ... Two star recruit by Scout.com ... Ranked the No. 70 defensive tackle and the No. 20 player overall in the Northwest Hot 100 by Scout.com ... Two star recruit by Rivals.com ... Team posted a 5-6 overall record in 2008 and 9-4 in 2007 ... Team nicknamed the Seariders.

**PERSONAL** — Parents: West and Gloria Keliikipi. Family: Two brothers. Major: General Social Sciences.

#### KELIIKIPI'S CAREER STATISTICS

Tackles	G	UA	A	Total	TFL	Yds	PD	FF	FR	Blkd
2010	13	10	8	18	0.5	2	1	0	0	0
2011	14	10	15	25	1.5	12	0	0	0	0
TOTAL	27	20	23	43	2.0	14	1	0	0	0

Sacks	G	UA	A	Total	Yds
2010	13	0	0	0.0	0
2011	14	1	1	1.5	12
TOTAL	27	1	1	1.5	12

#### KELIIKIPI'S CAREER BESTS

Tackles: 5, vs Wisconsin, 01/02/12 (2-3)

Sacks: 1.5, at Washington, 11/05/11 (1-1)

Tackles for loss: 1.5, at Washington, 11/05/11 (1-1)

Pass breakups: 1, Portland State, Sep 18, 2010




**B.J. Kelley**  
23 | wide receiver  
redshirt freshman | 6-2 | 181  
Fresno, Calif.  
Central High School East

**2011** — Offensive scout team player of the week leading up to victory over Missouri State.

**BEFORE OREGON** — A four-star recruit according to ESPN, while garnering three stars from Rivals.com, Scout.com and 247Sports.com ... Considered the No. 26 wide receiver prospect in the nation by ESPN ... As a senior, helped Central High School advance to the second round of the CIF Central Section playoffs under head coach Casey Quinn, recording 51 catches for 1,223 yards (24.0 yards per reception) and 17 touchdowns ... Also ran the ball 12 times for 110 yards and a score ... Named to the 2010 Cal-Hi third team ... Caught 35 balls for 758 yards (21.7 avg.) and eight touchdowns during his junior campaign ... Selected as the overall MVP of the Passing Down Elite 7-on-7 camp in 2009 ... Would like to compete in track & field at the collegiate level after running the 200 meters, 110 meter hurdles and 300 meter hurdles for the Grizzlies, clocking PRs of 21.98, 14.71 and 38.37 seconds, respectively, in the spring of 2010.


**PERSONAL** — Parents: Pierre Kelley and Shaunda Terry. Family: One brother, two sisters. High School (Coach): Central High East (Casey Quinn), 2011. Major: Undeclared.



**Jeff Lockie**  
 17 | quarterback  
 freshman | 6-2 | 195  
 Danville, Calif.  
 Monte Vista High School

**BEFORE OREGON** — A two-year starter at quarterback for Monte Vista High School under head coach Craig Bergman ... Won the East Bay Athletic League (EBAL) MVP in 2011 ... Completed 234 passes, piling up 3,278 passing yards with 31 passing touchdowns, while rushing for 136 yards and seven additional scores as a senior ... His best individual game came against Heritage High School, when he completed 20 passes for 355 yards and five touchdowns ... As a junior, Lockie threw for 2,449 passing yards and 26 touchdowns, while adding 205 yards on the ground.

**PERSONAL** — Parents: Paul and Joan Lockie. Family: One brother. Intended Major: Business/Sports Management.



**Boseko Lokombo**  
 25 | linebacker  
 redshirt junior | 6-3 | 233  
 Abbotsford, B.C.  
 W.J. Mouat Secondary School

**2011** — Top reserve linebacker ... Totaled 33 tackles (22 solo) in 14 games and returned both of his interceptions for touchdowns, tying the UO single-season record ... Recorded five solo stops in victory over Wisconsin in the Rose Bowl ... Had one pass breakup and a pair of tackles in win vs. UCLA in the Pac-12 Championship Game ... One sack for a 5-yard loss and a pass breakup in victory vs. Oregon State ... Recorded one pass breakup and a 40-yard interception for a touchdown, earning honorable mention CFPB LB of the week in win at Stanford ... Made three solo tackles in victory at Washington ... Scooped up a blocked punt and ran 25 yards for the game's first touchdown and had three tackles in win over Washington State ... One solo tackle in win at Colorado ... Four tackles, including three solo stops and one sack for an 8-yard loss vs. Arizona State ... Credited with one quarterback hurry in win vs. California ... First career forced fumble and four tackles, including one for a 3-yard loss at Arizona ... 0.5 TFL for a 2-yard loss, four total tackles in win vs. Missouri State ... Career-long 67-yard interception return for a touchdown and three tackles in victory over Nevada ... Recovered one fumble and made three stops in loss against LSU ... Led all linebackers with a 330-pound power clean, a 2.84-second electronic 20-yard and a 4.84-second electronic 40-yard dash during winter conditioning.

**2010** — Played in all 13 games, ranking tenth on the team and fourth among linebackers with 36 tackles ... Tied for first in the Pac-10 with three fumble recoveries ... Made one solo tackle in the BCS National Championship Game vs. Auburn ... Four tackles against both Oregon State and Arizona ... Made two stops at Cal and one vs. Washington ... Equaled season-high with five tackles, including 0.5 for loss, recovered a fumble and had one pass breakup at USC ... Four tackles apiece vs. UCLA and at Washington State ... Also had 1.5 TFLs and a breakup against the Cougars ... Made two stops in win vs. Stanford ... Returned a recovered fumble 32-yards for a back-breaking touchdown in win

at Arizona State ... Recovered the first fumble of his career vs. Portland State ... Totaled two tackles in win at Tennessee ... Team-high (tie) five tackles, also broke up a pass in collegiate debut vs. New Mexico ... Third-fastest linebacker in the electronic 40-yard dash, clocking 4.89.

**2009** — Redshirted his first collegiate season ... Selected scout team defensive player of the week following victory over California, as well as squad's practice player special teams player of the week against Purdue.

**BEFORE OREGON** — Received votes in the 2009 "Best in the West" by the Long Beach Press-Telegram ... A Tacoma News Tribune 'Northwest Nuggets' Honorable Mention ... A Tacoma News Tribune Northwest 100 selection ... Made 47 tackles with four interceptions as a senior at W.J. Mouat Secondary ... Named a four-star recruit and the No. 10 middle linebacker prospect in the nation and the No. 5 player overall in the Northwest Hot 100 by Scout.com and a three-star recruit and No. 27 outside linebacker by Rivals.com ... The top Canadian recruit according to SuperPrep Magazine ... Also played wide receiver and running back in high school ... Ran for 1556 yards on 107 carries (14.54 avg.) and 22 touchdowns and caught 37 passes for 728 yards in senior season ... Named Provincial AAA Eastern Conference all-Star Offensive MVP ... Also returned punts and kickoffs ... Has some local connections, as he played his junior season at South Eugene HS, where he tallied more than 50 tackles ... Born in the Congo but moved to Montreal in 1996 ... Also competed in basketball and track and field.

**PERSONAL** — Parents: Leon and Anne-Marie Lokombo. Family: Four brothers, two sisters. High School (Coach): W.J. Mouat (Dennis Kelly), 2009. Major: Journalism.

**LOKOMBO'S CAREER STATISTICS**

Tackles	G	UA	A	Total	TFL	Yds	PD	FF	FR	Blkd
2010	13	20	16	36	2.0	4	3	0	3	0
2011	14	22	11	33	3.5	18	5	1	1	0
TOTAL	27	42	27	69	5.5	22	8	1	4	0

Sacks	G	UA	A	Total	Yds
2010	13	0	0	0.0	0
2011	14	2	0	2.0	13
TOTAL	27	2	0	2.0	13

Interceptions	G	No.	Yds	TD	Lg	Avg/R	Avg/G
2010	13	0	0	0	0	0.0	0.0
2011	14	2	107	2	67	53.5	7.6
TOTAL	27	2	107	2	67	53.5	4.0

Scoring	G	TD	Rush	Pass	Retn	PAT	2PAT	FG	Total	Avg/G
2010	13	1	0	0	1	0	0	0	6	0.5
2011	14	3	0	0	3	0	0	0	18	1.3
TOTAL	27	4	0	0	4	0	0	0	24	0.9

**LOKOMBO'S CAREER BESTS**

Points scored: 6, 4 times

Touchdowns: 1, 4 times

All-purpose yards: 67, Nevada, 09/10/11

Punt return yards: 25, Washington State, 10/29/11 (0 returns)

Long punt return: 25, Washington State, 10/29/11

Interceptions: 1, Nevada, 09/10/11 ; at Stanford, 11/12/11

Long interception return: 67, Nevada, 09/10/11

Tackles: 5, vs Wisconsin, 01/02/12 (5-0); at USC, Oct 30, 2010 (4-1); New Mexico, Sep 04, 2010 (2-3)


Sacks: 1.0, Arizona State, 10/15/11 (1-0); Oregon State, 11/26/11 (1-0)

Tackles for loss: 1.5, at Washington State, Oct 09, 2010 (1-0)

Fumbles forced: 1, at Arizona, 09/24/11

Fumbles recovered: 1, 4 times

Pass breakups: 1, 6 times



## Kyle Long

74 | offensive line  
senior | 6-7 | 311

Charlottesville, Va.  
Saddleback CC/St. Anne's-Belfield HS

**BEFORE OREGON** — Switched to the offensive line at Saddleback for the 2011 season, where he played for head coach Mark McElroy ... Initially a defensive end, recorded 16 tackles, two tackles for a loss and one sack in 2010 ... Prepped at At. Anne's-Belfield High School under head coach John Blake ... Participated in the U.S. Army All-American game as a high school senior ... Recorded 45 tackles in his junior season ... Named to the Division 2 all-state VISSA first team as both an offensive and defensive lineman as a junior in 2006 ... Helped St. Anne's Belfield to back-to-back state championships his final two prep seasons ... Was a two-sport All-American in high school and earned all-state honors for both football and baseball in his sophomore, junior, and senior seasons ... Was also a very accomplished pitcher and first baseman ... Accepted a baseball scholarship at Florida State out of high school.

**PERSONAL** — Parents: Howie and Diane Long. Family: Two brothers. Major: Sociology. Brother, Chris, plays defensive end for the NFL's St. Louis Rams and father, Howie, was an all-pro defensive end for the Oakland/Los Angeles Raiders and is a member of the NFL Hall of Fame.



## Keanon Lowe

7 | wide receiver  
redshirt sophomore | 5-9 | 181

Portland, Ore.  
Jesuit High School

**2011** — Appeared in eight games, playing primarily on special teams ... Had a pair of solo tackles in win at Stanford ... Made two tackles in back-to-back wins against Washington State and Washington ...

First career forced fumble to go along with a pair of solo tackles in win at Colorado ... Ranked fourth best among receivers in the fly 30 (2.95) in winter conditioning.

**2010** — Worked with the scout team during redshirt season ... Arrived on campus in June and started classes summer term.

**BEFORE OREGON** — Played running back, wide receiver and defensive back for head coach Ken Potter and Jesuit High School of the 6A Metro League... Named Oregon 6A Defensive Player of the Year as a defensive back ... Also named 6A first-team All-State on offense as a wide receiver ... Tacoma News Tribune Western 100 selection ... Helped lead the Crusaders to a 12-2 overall record and state title game appearance in 2009 ... As a senior, rushed for 1,213 yards on 150 carries with 20 touchdowns, while catching 42 passes for 603 yards and seven additional scores ... Also had four interceptions and a fumble recovery on defense ... On special teams, returned 15 kickoffs for 318 yards with a long of 39 yards ... Led the Crusaders in scoring with 29 total touchdowns ... As a junior in 2008-09, had 193 yards rushing on 25 carries for three touchdowns and added a team-high 42 receptions for 718 yards and eight scores ... Had three interceptions and one fumble recovery on defense... On special teams, returned nine kickoffs for 376 yards including a long of 96 yards ... On the track, was a six-time winner in the 100 meters as a junior, including a season-best 10.77 at the Metro League Championships ... Placed first in the 200 with a time of 21.94 ... Runner-up in the 100 at the 2009 state meet and medaled in the 200 (21.95) with a third-place showing ... Anchored the league and state champion 4x100 relay ... Also was Metro League champ in

the 100 (10.79) and 200 (22.09) as a sophomore in '08 ... A three-star recruit by Scout.com and the No. 35 cornerback in the nation ... Rated a four-star recruit and the No. 17 ranked athlete by Rivals.com ... A three-star prospect and No. 35 athlete by ESPN.com.

**PERSONAL** — Parents: Kevin and Jennifer Lowe. Family: One brother, one sister. High School (Coach): Jesuit (Ken Potter), 2010. Major: Political Science.


### LOWE'S CAREER STATISTICS

Tackles	G	UA	A	Total	TFL	Yds	PD	FF	FR	Blkd
2011	8	6	2	8	0.0	0	0	1	0	0

### LOWE'S CAREER BESTS

Tackles: 2, 6 times

Fumbles forced: 1, at Colorado, 10/22/11



## Colt Lyerla

32 | tight end  
sophomore | 6-5 | 246

Hillsboro, Ore.  
Hillsboro High School

**2011** — Appeared in 12 games as a true freshman and ranked fourth on the team with five receiving touchdowns ... Caught seven passes for 147 yards, a team-best average of 21.0 yards per catch ... Caught one pass for a 7-yard touchdown and made one solo tackle in win over UCLA in the Pac-12 Championship ... Recorded a career-high 52 yards on two receptions, including a 39-yarder for a touchdown in victory vs. Oregon State ... Had one grab for 35 yards and one solo tackle in loss vs. USC ... Made one solo tackle in win vs. Washington State ... Career-high two solo tackles vs. California ... One stop in win at Arizona ... Caught two passes for 33 yards, scoring touchdowns on both receptions, including a 26-yarder in win over Missouri State ... Also recorded one solo stop in vs. the Bears ... Caught first pass as a collegian for a 20-yard touchdown and made one tackle in vs. Nevada ... An early enrollee, arrived in time to participate in spring practice. Caught three passes for 37 yards to assist the Green Team to a victory in the spring game.

**BEFORE OREGON** — Competed in the 2010 Army All-American game, starting at linebacker... Rated a five-star recruit by Rivals.com while garnering four stars from Scout.com and 247Sports... Ranked No. 26 on the Rivals 100 as the top player in the state as well as the No. 2 overall athlete in the country... No. 29 player on PrepStar Magazine "Dream Team"... Rated as the No. 51 overall prospect and No. 5 athlete by 247Sports... No. 4 outside linebacker recruit according to Scout.com... A three-star prospect as rated by ESPN, which ranked him the 34th best athlete overall ... Selected to the Long Beach Post Telegram "Best in the West" first team and was one of just eight Northwest players recognized on the Tacoma News Tribune's annual "Northwest Nuggets" list... Posted 1,519 rushing yards and 352 receiving yards, while averaging 12.5 points per game as a senior for head coach Ken Ingram at Hillsboro High School... Also contributed 45 tackles and two sacks during final prep season... Named class 6A first-team All-State at running back and second-team at

linebacker in 2010 by The Oregonian... Led the Spartans to a class 5A state title in 2009... Rushed for 1,543 yards and 26 TDs, while amassing 843 receiving yards and 13 TDs as a junior... Averaged 17.1 points per game in 2009, when he was named state MVP... Named to the 2009 All-State team at both running back and linebacker... Selected as the Pacific Conference Co-Offensive Player of the Year in 2009... All-Pacific Conference first-team selection... Broke both the vertical leap and broad jump records at the 2010 National Underclassman Combine posting 40" and 10'10" respectively.

**PERSONAL** — Parents: Roger and Tammy. Family: Two brothers, one sister. High School (Coach): Hillsboro (Ken Ingram), Dec. 2010. Major: Undeclared.

#### LYERLA'S CAREER STATISTICS

Receiving	G	Rec	Yds	TD	Lg	Rec/G	Avg/C	Avg/G
2011	12	7	147	5	39	0.6	21.0	12.2

Scoring	G	TD	Rush	Pass	Retn	PAT	2PAT	FG	Total	Avg/G
2011	12	5	0	5	0	0	0	0	30	2.5

Tackles	G	UA	A	Total	TFL	Yds	PD	FF	FR	Blkd
2011	12	7	1	8	0.0	0	0	0	0	0

#### LYERLA'S CAREER BESTS

Points scored: 12, Missouri State, 09/17/11

Touchdowns: 2, Missouri State, 09/17/11

Receptions: 2, Missouri State, 09/17/11 ; Oregon State, 11/26/11

Receiving yards: 52, Oregon State, 11/26/11 (2 receptions)

Receiving TDs: 2, Missouri State, 09/17/11

Long reception: 39, Oregon State, 11/26/11

All-purpose yards: 52, Oregon State, 11/26/11

Tackles: 2, California, 10/06/11 (2-0)



## J.R. Maffie

**32 | defensive back**  
**redshirt junior | 5-11 | 205**  
**Diamond Bar, Calif.**  
**Bishop Amat High School**

**2011** — Special teams scout team player of the week prior to win vs. Missouri State... Clocked a time of 2.83 seconds in the 20-yard electronic for the fourth best time among defensive backs.

**2010** — Made one tackle in Spring Game for the victorious White team... Tested as the fourth-fastest defensive back with a 4.83 electronic 40-yard dash during winter workouts.

**2009** — Walked on and participated as a member of the scout team during his redshirt campaign.

**BEFORE OREGON** — A three-year letterwinner and starter in Football, J.R. also ran track while at Bishop Amat... Had 61 tackles, three pass breakups and two fumble recoveries as a senior... As a junior, he was credited with 59 tackles, one pass breakup and two fumble recoveries... Compiled 42 tackles, two pass breakups and one interception as a sophomore for the Lancers... Competed in the 200 meters and 4x100 relay on the track and recorded a personal best of 20.20 in the 200.

**PERSONAL** — Parents: Robert and Araceli Maffie. Family: One sister, one brother. High School (Coach) Bishop Amat (Steve Hagerty), 2009. Major: Journalism.



## Alejandro Maldonado

**41 | kicker/punter**  
**junior | 5-10 | 185**  
**Colton, Calif.**  
**Colton High School**

**2011** — Pac-12 all-academic honorable mention... Took over place kicking duties in the second game of the season after an injury sidelined Rob Beard... Connected on 7 of 12 field goal attempts and 77 of 78

PATs... Third on the team in scoring with 100 points... Averaged 64.4 yards on 56 kickoffs... Made pivotal 30-yard field goal to put the Ducks ahead by 7 in win over Wisconsin in the Rose Bowl... Matched his career-long with a 40-yard field goal in win at Stanford... Made 2 of 4 FG attempts in win at Washington, including a 40-yarder... Converted his lone attempt from 36 yards at Colorado... Was 2 of 2 (37, 24) in win vs. Arizona State... Benched 300 pounds during winter conditioning, the third-highest total among quarterbacks and kickers... punted five times in the spring game for the White Team.

**2010** — Taken out of a potential redshirt to serve as the punter in the final two regular season games... Averaged 36.0 yards on three punts, inducing two fair catches and placing one inside the 20-yard line... Two punts, including a long of 40 yards in win at Oregon State... Punted once in collegiate debut vs. Arizona, downing a 30-yarder inside the 20.

**BEFORE OREGON** — Kicked and punted for head coach Harold Strauss at Colton High School of the San Andreas League (Southern Section, South 1 Division)... First-team all-league punter and kicker as a senior... All-CIF Southern Section first-team kicker... All-San Bernardino County All-Star according to the Press Enterprise... Kohl's Kicking School All-American... Crowned champion of the Las Vegas Regional Kicking Competition... Team captain and special teams MVP... Had 24 punts for 997 yards (41.54 avg.) with 20 inside the 20... Converted 70 kickoffs into 60 touchbacks, including 37 out of the endzone... Hit on 8-of-12 field goals and connected on all 53 PAT attempts for 77 total points in his final prep season... As a junior, named first-team all-league punter and kicker and was named top kicker in Southern California... Had 23 punts for 903 yards (39.26 avg.) with a long of 70 yards... Had 13 punts inside the 20... Took 53 kickoffs with 36 touchbacks and converted 10 FG and 32 PAT for 62 points... A prep teammate on the Yellowjackets with fellow 2010 recruit Derrick Malone... A three-star recruit by Scout.com and the No. 7 kicker in the nation... Rated a two-star recruit and the No. 24 kicker by Rivals.com... Garnered two-stars and ranked as the No. 30 kicker by ESPN.com.

**PERSONAL** — Parents: Franciso Cardenas and Gabriela Flores. High School (Coach): Colton (Harold Strauss), 2010. Major: Family and Human Services.

#### MALDONADO'S CAREER STATISTICS

Scoring	G	TD	Rush	Pass	Retn	PAT	2PAT	FG	Total	Avg/G
2010	2	0	0	0	0	0	0	0	0	0.0
2011	13	0	0	0	0	77	1	7	100	7.7
TOTAL	15	0	0	0	0	77	1	7	100	6.7

Field Goals	G	Att	Made	Lg	Pct
2010	2	0	0	0	0.0
2011	13	12	7	40	58.3
TOTAL	15	12	7	40	58.3


Punting	G	No.	Yards	Lg	Avg
2010	2	3	108	40	36.0
2011	13	0	0	0	0.0
TOTAL	15	3	108	40	36.0

**MALDONADO'S CAREER BESTS**

Points scored: 11, Arizona State, 10/15/11  
 Kick PATs: 9, Nevada, 09/10/11  
 Points by kicking: 11, Arizona State, 10/15/11  
 Field goals made: 2, Arizona State, 10/15/11 ; at Washington, 11/05/11 ; at Washington, Nov 05, 2011  
 Field goal attempts: 4, at Washington, 11/05/11 ; at Washington, Nov 05, 2011  
 Longest field goal: 40, at Washington, 11/05/11 ; at Stanford, 11/12/11 ; at Washington, Nov 05, 2011  
 Punt attempts: 2, at Oregon State, Dec 04, 2010  
 Punt yards: 78, at Oregon State, Dec 04, 2010 (2 punts)  
 Longest punt: 40, at Oregon State, Dec 04, 2010  
 Tackles: 1, California, 10/06/11 (0-1)

**HONORS AND AWARDS**2011

•Pac-12 All-Academic Honorable Mention

**Derrick Malone**

22 | linebacker  
 redshirt sophomore | 6-2 | 219  
 Colton, Calif.  
 Colton High School

**2012-** Recorded five tackles, including four solo tackles and 1.0 TFL to help Mighty Oregon win in the Spring Game.

**2011** — Pac-12 all-academic honorable mention ... Appeared in all 14 games, totaling 15 tackles ... Had one stop in win over Wisconsin in the Rose Bowl ... Made one solo tackle in win vs. UCLA in the Pac-12 Championship Game ... Had two tackles in the Civil War victory over Oregon State ... First career TFL for a 6-yard loss in victory at Washington ... Two stops in win at Colorado ... Recorded one solo tackle vs. Cal ... Had a pair of solo stops in win at Arizona and two tackles vs. Missouri State ... Career-high three tackles in win over Nevada.

**2010** — Worked with the scout team during redshirt season ... Arrived on campus in June and started classes summer term.

**BEFORE OREGON** — Played both defensive back and running back for head coach Harold Strauss at Colton High School of the San Andreas League (Southern Section, South 1 Division)... Helped lead the Jackrabbits to a 10-2 overall record in his senior season before falling to Rancho Cucamonga in the playoffs... Had 44 tackles, two interceptions, 17 pass deflections and three fumble recoveries on defense in addition to rushing for 1501 yards on 137 carries (10.96 avg.) and 19 touchdowns... One of two 1,400+ yard rushers on his team in 2009-10... As a junior in 2008-09, rushed for 1,063 yards on 136 carries and 11 scores on offense while racking up 41 tackles, two interceptions, 11 pass deflections and four fumble recoveries on defense... As a sophomore, had 44 tackles, one interception, four pass deflections and one fumble recovery while playing mostly on defense only... A prep teammate on the Yellowjackets with fellow 2010 recruit Alejandro Maldonado... Also ran track in high school, posting times of 10.9 in the 100m, 22.0 in the 200m and 49.0 in the 400m...

Rated a three-star recruit and No. 41 safety in the country by Scout.com... A three-star and No. 40 safety by Rivals.com... A three-star prospect according to ESPN.com.

**PERSONAL** — Parents: Derrick Malone, Sr. and Candice Allen. Family: One brother. High School (Coach): Colton (Harold Strauss), 2010. Major: Journalism.

**MALONE'S CAREER STATISTICS**

Tackles	G	UA	A	Total	TFL	Yds	PD	FF	FR	Blkd
2011	14	10	5	15	1.0	6	0	0	0	0

**MALONE'S CAREER BESTS**

Tackles: 3, Nevada, 09/10/11 (2-1)  
 Tackles for loss: 1.0, at Washington, 11/05/11 (1-0)

**HONORS AND AWARDS**2011

•Pac-12 All-Academic Honorable Mention

**Michael Manns**

37 | defensive back/wide receiver  
 freshman | 5-11 | 165  
 Molalla, Ore.  
 Molalla High School

**BEFORE OREGON** — Lettered two years in football for head coach Kaleb Mitchell at Molalla High School ... Invited to play in the Shrine all-star game in 2012 ... Named 2011-12 Athlete of the Year at Molalla HS ... Was a first-team all-league defensive back and honorable mention wide receiver as a senior ... Second-team all-league DB as a junior ... Also lettered three times in basketball and once in track and field as a prep.

**PERSONAL** — Grandparents: Ken and Barbara Manns. Major: Undeclared.



## Marcus Mariota

8 | quarterback  
redshirt freshman | 6-4 | 211  
Honolulu, Hawaii  
St. Louis High School

**2012-** Completed 18 passes on 26 attempts for 202 yards, including one touchdown and one interception to help lead Mighty Oregon to a win in the Spring Game ... Also ran five times for 99 yards and two

touchdowns.

**2011** — Member of the travel squad as team's No. 3 quarterback.

**BEFORE OREGON** — A four-star recruit according to 247Sports.com, garnered three stars from both Rivals.com and Scout.com ... Rated the No. 6 recruiting prospect in the state of Hawaii and No. 12 overall quarterback in the nation by Rivals.com ... PrepStar Magazine All-West Region ... As a senior, threw for 2,597 yards on 165 of 255 passing (64.7%), including 32 touchdowns against only five interceptions ... Guided the Crusaders to an 11-1 record and a state title ... Also rushed the ball 60 times for 455 yards (7.6 yards per carry) and seven scores ... Named Interscholastic League of Honolulu Offensive Player of the Year and All-ILH first team quarterback ... At the 2010 National Underclassman Combine, he was named quarterback MVP and won the camp's "Fastest Man" and "Combine King" awards ... Clocked 4.48 seconds in the 40-yard dash at the NUC camp ... Played in the NUC All-World Gridiron Classic, a high school all-star bowl in Columbia, S.C.

**PERSONAL** — Parents: Toa Mariota and Alana Deppe-Mariota. Family: One brother. High School: Saint Louis School (Darnell Arceneaux), 2011. Major: Human Physiology.




## Byron Marshall

9 | running back  
freshman | 5-10 | 201  
San Jose, Calif.  
Valley Christian High School

**BEFORE OREGON** — A four-year letterwinner at Valley Christian under head coach Mike Machado ... Played in the 2012 Army All-American game ... As a senior, rushed for 914 yards and nine touchdowns,

averaging 9.38 yards per carry and caught seven passes for 86 yards and one TD, despite missing three games due to injury ... Named to the all-Mercury News football team second-team ... Carried the ball 145 times for 1,360 yards and 20 touchdowns, as well as catching 10 passes for 115 yards ... Selected to the all-CCS first-team at running back as a junior ... Had a break-out year as a sophomore, rushing for 1,035 yards and 17 TDs, while catching 11 passes for 331 yards and four more scores ... Was the Cal-Hi Sports State Sophomore of the Year ... Named to the all-state first team in 2009 ... First-team Central Coast Selection and first-team West Coast Athletic League at running back as a sophomore ... Chosen as the 2009 Old Spice Red Zone Player of the Year ... Also lettered in track, placed third place at the National Indoor Championships in the 60M and was the ranked number one among sophomores in California with a time of 10.67 seconds in the 100 meters.

**PERSONAL** — Parents: Greg and Tammie Marshall. Family: One brother, one sister. Major: Undeclared. Brother, Cameron, is a running back at Arizona State.



## Dior Mathis

3 | corner back  
redshirt sophomore | 5-9 | 182  
Detroit, Mich.  
Cass Tech High School

**2011** — Appeared in five games, recording seven tackles ... Had a career-high three solo tackles in win over Oregon State in the Civil War ... Recorded one tackle for a 1-yard loss in victory at Colorado ... Two solo stops in win vs. Missouri State and one tackle vs. Nevada ... Recorded a 31.5 inch vertical leap, fourth among defensive backs and took first in the 40-yard electronic dash (4.74 seconds) during winter conditioning ... Made three tackles (2 solo, 1 assist) for the Green Team in the spring game.

**2010** — Arrived on campus early and made one tackle in Spring Game for the victorious White Team... Won the "Football 60" exhibition race at the Oregon Twilight track meet, covering 60 meters in 6.87 seconds to defeat four gridiron teammates.

**BEFORE OREGON** — Played defensive back and wide receiver for head coach Thomas Wilcher at Cass Tech High School of the Detroit Public 1 League... Helped the Technicians to a 6-4 overall record in his senior season... A Prepstar Magazine All-American... Tallied 15 touchdowns and eight interceptions while starting on both sides of the ball as a junior... Recorded times as fast as 10.4 in the 100-meters while competing with the Cass Tech track team... Ran the third fastest qualifying time in the state in division one during the spring of 2009, clocking in at 10.71 en route to winning the regional championship... State indoor champion in the 60 meters where he ran a qualifying time of 6.88... The last defensive back from the Midwest to sign with the Ducks was Jairus Byrd out of Clayton, Mo. in 2005... A four-star recruit and the No. 17 cornerback in the nation according to Scout.com... Rated a four-star recruit and No. 12 cornerback in the nation by Rivals.com... A four-star prospect and the No. 9 corner in the country by ESPN.com.

**PERSONAL** — Parents: Mecah and Pam Mathis. High School (Coach): Cass Technical (Thomas Wilcher), 2010. Major: General Social Sciences.

### MATHIS' CAREER STATISTICS

Tackles	G	UA	A	Total	TFL	Yds	PD	FF	FR	Blkd
2011	5	6	1	7	1.0	1	0	0	0	0

### MATHIS' CAREER BESTS

Tackles: 3, Oregon State, 11/26/11 (3-0)

Tackles for loss: 1.0, at Colorado, 10/22/11 (1-0)



## Axel McQuaw


94 | defensive line  
redshirt junior | 6-6 | 275  
Waldport, Ore.  
Waldport High School

**2011** — Appeared in three games ... Recorded one solo tackle for the victorious Green Team in the Oregon spring game.

**2010** — Joined team in the fall and worked primarily with the practice squad.

**BEFORE OREGON** — Named varsity football team captain of Waldport High School ... Earned first team all-league ... Played offensive and defensive line for Mick Bittick of Waldport High School.

**PERSONAL** — Parents: Mike and Maria McQuaw. Family: One brother, two sisters. High School (Coach): Waldport (Mick Bittick), 2009. Intended Major: Economics.



## Terrance Mitchell

27 | defensive back  
redshirt sophomore | 6-0 | 189  
Sacramento, Calif.  
Luther Burbank High School

**2011** — Appeared in 14 games, starting 12 ... Team-high 10 pass breakups ... Ranked third among defensive backs with 45 tackles ... Recorded five tackles, including four solo and forced a fumble in win over Wisconsin in the Rose Bowl ... Had one interception, one breakup and four tackles in win over UCLA in the Pac-12 Championship Game ... One breakup and five tackles in win vs. Oregon State ... Made five tackles in loss vs. USC ... Recorded two tackles and one pass breakup in victory at Stanford ... Had three solo tackles, one forced fumble, which he recovered for a 9-yard gain in win at Washington ... Career-long interception return of 36 yards to go along with four tackles, including one TFL for a 1-yard loss in win vs. Washington State ... Also had one pass breakup vs. the Cougars, which was his fourth consecutive game with a breakup ... One solo stop and two pass breakups in win vs. Arizona State ... Had five tackles and one pass breakup in victory vs. Cal ... Recorded one solo tackle for a 4-yard loss and two pass breakups in win at Arizona ... Made two tackles vs. Missouri State ... First career kickoff return for 24 yards and also had five tackles, including four solo tackles and 1.0 TFL for a 2-yard loss vs. Nevada ... Also forced one fumble and had one pass breakup vs. the Wolf Pack ... Had three stops in loss against LSU ... Cleared 33.5 inches in the vertical leap ranking second among his position. Finished third in both the electronic 20-yard dash (2.82 seconds) and the shuttle (3.99 seconds) ... Had a team-high five solo tackles, one for loss, and one interception for the victorious Green Team in the spring game.

**2010** — In line to battle for a starting spot as a true freshman after a stellar spring ... Returned an interception 46 yards for a touchdown and made five tackles for the victorious White team in the Spring Game ... Enrolled early in order to participate in spring practice.

**BEFORE OREGON** — Played for head coach John Heffernan at Burbank High School of the Metropolitan League (Sac-Joaquin Section, North 1 Division) ... Earned Metro League Offensive MVP honors in 2009 ... First-team All-City cornerback ... CalHiSports.com All-State Football first team at defensive back ... First-team All-Metro cornerback in 2008 ... 2008 Sacramento Bee All-Metro honorable mention ... Had 2,360 all-purpose yards on 106 rushing attempts and 48 catches in his senior season ... Scored 24 touchdowns while on offense ... On defense, had six interceptions, a forced fumble and one blocked field goal ... As a junior in 2008, had 38 tackles, two interceptions for touchdowns, a forced fumble and 10 pass breakups ... Also played basketball where he was first-team All-Metro League as a sophomore and junior ... Rated a three-star recruit and No. 31 cornerback in the nation by Scout.com ... A three-star prospect and No. 33 cornerback in the country according to Rivals.com ... A three-star and No. 51 corner by ESPN.com.

**PERSONAL** — Parents: Terrance and Kepta Mitchell. Family: One sister. High School (Coach): Luther Burbank (John Heffernan), 2010. Major: Sociology.

### MITCHELL'S CAREER STATISTICS


Tackles	G	UA	A	Total	TFL	Yds	PD	FF	FR	Blkd
2011	14	26	19	45	3.0	7	12	3	1	0

Interceptions	G	No.	Yds	TD	Lg	Avg/R	Avg/G
2011	14	2	36	0	36	18.0	2.6

Kick Returns	G	No.	Yds	TD	Lg	Avg/R	Avg/G
2011	14	1	24	0	24	24.0	1.7

### MITCHELL'S CAREER BESTS

All-purpose yards: 36, Washington State, 10/29/11  
Kick returns: 1, Nevada, 09/10/11  
Kick return yards: 24, Nevada, 09/10/11 (1 returns)  
Long kick return: 24, Nevada, 09/10/11  
Interceptions: 1, Washington State, 10/29/11 ; UCLA, 12/02/11  
Long interception return: 36, Washington State, 10/29/11  
Tackles: 5, 5 times  
Tackles for loss: 1.0, Nevada, 09/10/11 (1-0); at Arizona, 09/24/11 (1-0); Washington State, 10/29/11 (1-0)  
Fumbles forced: 1, 4 times  
Fumbles recovered: 1, at Washington, 11/05/11 ; at Washington, Nov 05, 2011  
Pass breakups: 2, at Arizona, 09/24/11 ; Ariz



## Nick Morrison

87 | defensive line  
senior | 6-4 | 265  
Everett, Wash.  
Reedley C.C. | Cascade HS

**2011** — Worked on the scout team.

**BEFORE OREGON** — Earned the Associated Press All-State first team recognition as a linebacker ... The Herald's All-Area Defensive Football Player of the Year award in 2008 ... Played in the East-West All-Star game ... Earned three letters in football and two letters in baseball ... Started as a linebacker in the NorCal championship game for Reedley Community College.

**PERSONAL** — Parents: Jim and Mary Morrison. Family: One brother. High School (Coach): Cascade (Jake Huizinga), 2008. Major: General Social Sciences.



## Will Murphy

89 | wide receiver  
redshirt senior | 6-2 | 193  
Albany, Ore.  
West Albany High School

**2012-** Caught three passes for 34 yards in the Spring Game for Mighty Oregon.

**2011** — Appeared in ten games, making three receptions for 37 yards ... Caught one pass for eight yards in win at Colorado ... Made one grab for a career-long 24 yard gain in victory vs. Nevada ... Had one reception for five yards in loss against LSU ... Clocked 2.81 seconds to tie for the lead among receivers in the electronic 20-yard during winter conditioning.

**2010** — A regular member of the travel squad, appeared in seven games ... Saw first collegiate action vs. New Mexico, making two receptions for 22 yards ... Played 52 snaps against the Lobos, the second-most of any receiver on the team ... Shared top honors among team's wide receivers during winter workouts with a 31-inch vertical jump ... Clocked at 4.82 in the electronic 40-yard dash, tying for third at his position.

**2009** — The second-year walk-on made two catches for 42 yards in the '09 Spring Game, including a 33-yarder for the victorious Green squad.

**2008** — Worked as a member of the scout team during redshirt year.

**BEFORE OREGON** — Earned three letters each in football, basketball and baseball at West Albany High School of the Mid-Willamette Conference ... Earned first-team all-conference and first-team all-state honors for football in 2007 as a wide receiver and cornerback ... Took home the 5A State Championship in football his senior season.

**PERSONAL** — Parents: Mark and Kristi Murphy. Family: One brother, one sister. High School (Coach): West Albany (Randy Nyquist). Major: Sociology. Note: Father Mark played baseball at Oregon and brother Andrew played football at UO.

### MURPHY'S CAREER STATISTICS

Receiving	G	Rec	Yds	TD	Lg	Rec/G	Avg/C	Avg/G
2010	7	2	22	0	13	0.3	11.0	3.1
2011	10	3	37	0	24	0.3	12.3	3.7
TOTAL	17	5	59	0	24	0.3	11.8	3.5

### MURPHY'S CAREER BESTS

Receptions: 2, New Mexico, Sep 04, 2010  
Receiving yards: 24, Nevada, 09/10/11 (1 reception)  
Long reception: 24, Nevada, 09/10/11  
All-purpose yards: 24, Nevada, 09/10/11



## Jeff Palmer

59 | short snapper  
redshirt senior | 5-10 | 190  
Dana Point, Calif.  
Santa Margarita High School

**2011** — Pac-12 all-academic honorable mention ... Appeared in all 14 games, snapping on 81 PAT attempts and 14 field goal attempts to record the most snaps in a single season at UO ... Caught a pass to convert on a 2-point conversion in victory at Stanford ... Made first career tackle in win vs. Nevada.

**2010** — Pac-10 all-academic honorable mention ... Appeared in all 13 games ... Oregon's regular short snapper snapped on 73 kicked PAT attempts - 72 made - both single-season records, and 17 field goal attempts (13 made).

**2009** — Filled the role as team's snapper for placements in all 13 games, including 12 plays vs. Washington State.

**2008** — Was a member of the travel squad during his redshirt season.

**BEFORE OREGON** — A four-year letterwinner in football ... Team was a Pac-5 semifinalist in 2007 ... Intercepted Mater Dei HS QB Matt Barkley in a HS win.

**PERSONAL** — Parents: Rick and Ann Palmer. Family: One sister. High School (Coach): Santa Margarita (Mike Jacot), 2008. Major: Psychology.

### PALMER'S CAREER STATISTICS

Scoring	G	TD	Rush	Pass	Retn	PAT	2PAT	FG	Total	Avg/G
2009	12	0	0	0	0	0	0	0	0	0.0
2010	13	0	0	0	0	0	0	0	0	0.0
2011	14	0	0	0	0	0	1	0	2	0.1
TOTAL	39	0	0	0	0	0	1	0	2	0.1

Tackles	G	UA	A	Total	TFL	Yds	PD	FF	FR	Blkd
2009	12	0	0	0	0.0	0	0	0	0	0
2010	13	0	0	0	0.0	0	0	0	0	0
2011	14	1	0	1	0.0	0	0	0	0	0
TOTAL	39	1	0	1	0.0	0	0	0	0	0

### PALMER'S CAREER BESTS

Points scored: 2, at Stanford, 11/12/11  
Tackles: 1, Nevada, 09/10/11 (1-0)

### HONORS AND AWARDS

#### 2011

•Pac-12 All-Academic Honorable Mention

#### 2010

•Pac-10 All-Academic Honorable Mention



## Avery Patterson

21 | corner back

redshirt junior | 5-10 | 185

Pittsburg, Calif.

Pittsburg High School

**2011** — Team's fifth-leading tackler with 55 stops (39 solo) appeared in all 14 games, starting one at free safety and one at rover ... Made one solo tackle in win over Wisconsin in the Rose Bowl ... Two tack-

les in win vs. Oregon State ... Had five tackles vs. USC ... Recorded five solo tackles, forced a fumble, and recovered a fumble in victory at Stanford ... Made six tackles, 1.5 TFL for a 2-yard loss in win at Washington ... Had first career blocked punt, which led to a Ducks' touchdown and had a trio of tackles in win vs. Washington State ... Also ran back a punt return for 11 yards vs. the Cougars ... Six tackles at Colorado ... Credited with a quarterback hurry to go along with four solo stops in win over Arizona State ... Had two pass breakups, one quarterback hurry and six tackles in victory vs. Cal ... Made six tackles, including five of the solo variety, and also had a pass breakup in win at Arizona ... Career-high eight tackles (team-high) in win vs. Missouri State ... Two tackles vs. Nevada ... Had a single tackle and pass breakup against LSU ... Tied for second among defensive backs in with a time of 2.98 seconds in the fly 30 and 7.03 seconds in the "L" run.

**2010** — Key special teams performer appeared in all 13 games, making tackles in all but three of them ... Had a solo stop in the BCS National Championship Game vs. Auburn ... Made a pair of tackles vs. Arizona and single stops at Cal and vs. Washington ... Two stops at USC and three to go with a quarterback hurry in win vs. UCLA ... Two stops against both vs. Stanford and at Arizona State ... Recorded one stop in win at Tennessee ... Made the first interception of his career and recorded a team-high four solo tackles in collegiate debut vs. New Mexico.

**2009** — Redshirted his first collegiate season while recovering from injury.

**BEFORE OREGON** — Rated the No. 47 player at his position by Rivals.com with a 4.7 out of 6.1 rating ... A two-sport star, lettered four times in both football and track ... Second-team all-state, first-team Contra Costa Times and first-team all-East Bay as both a defensive back and running back under coach Victor Galli ... Helped lead the Pirates to a 11-2 record as a senior carrying the ball 20 times for 205 yards and two touchdowns while recording 44 total tackles and two interceptions ... Carried the ball 55 times for 315 yards and three touchdowns and had six catches out of the backfield for 58 yards on offense with 31 total tackles defensively as a junior ... Amassed 73 carries for 394 yards and two touchdowns while being credited with 30 tackles and five pass deflections as a sophomore ... Under track coach Phil Webb, ran the 100, 200 and 400 meters, 300 hurdles, 4x400 relay and the 4x100 relay ... Tallied career bests of 10.71 and 21.78 seconds at 100 and 200 meters, respectively ... Helped Pittsburg HS to a NCS runner-up finish in 2008, while becoming the 300 hurdles champion as a junior.

**PERSONAL** — Parents: Leon and America Patterson. Family: One sister. High School (Coach) Pittsburg (Victor Galli), 2009. Major: Pre-Business.

### PATTERSON'S CAREER STATISTICS

Tackles	G	UA	A	Total	TFL	Yds	PD	FF	FR	Blkd
2010	13	12	7	19	0.0	0	1	0	0	0
2011	14	39	16	55	1.5	2	5	1	1	1
TOTAL	27	51	23	74	1.5	2	6	1	1	1

Interceptions	G	No.	Yds	TD	Lg	Avg/R	Avg/G
2010	13	1	0	0	0	0.0	0.0
2011	14	0	0	0	0	0.0	0.0
TOTAL	27	1	0	0	0	0.0	0.0

Punt Returns	G	No.	Yds	TD	Lg	Avg/R	Avg/G
2010	13	0	0	0	0	0.0	0.0
2011	14	1	11	0	0	11.0	0.8
TOTAL	27	1	11	0	0	11.0	0.4

### PATTERSON'S CAREER BESTS

All-purpose yards: 11, Washington State, 10/29/11  
 Punt returns: 1, Washington State, 10/29/11  
 Punt return yards: 11, Washington State, 10/29/11 (1 returns)  
 Interceptions: 1, New Mexico, Sep 04, 2010  
 Tackles: 8, Missouri State, 09/17/11 (6-2)  
 Tackles for loss: 1.5, at Washington, 11/05/11 (1-0)  
 Fumbles forced: 1, at Stanford, 11/12/11  
 Fumbles recovered: 1, at Stanford, 11/12/11  
 Pass breakups: 2, California, 10/06/11  
 Blocked kicks: 1, Washington State, 10/29/11



## Matt Pierson

62 | offensive line  
redshirt freshman | 6-6 | 272  
West Linn, Ore.  
Jesuit High School

2011 — Worked with the scout team.

**BEFORE OREGON** — Played football at Jesuit High School under head coach Ken Potter where he was named to second-team metro league as an offensive lineman his senior season.

**PERSONAL** — Parents: Chris and Lynette Pierson. Family: One brother. High School (Coach): Jesuit (Ken Potter), 2011. Major: Biology.



## Jamal Prater

68 | offensive line  
redshirt freshman | 6-4 | 275  
Etiwanda, Calif.  
Etiwanda High School

2011 — Worked on the scout team.

**BEFORE OREGON** — A three-year letterwinner in football at Etiwanda High School under head coach Stephen Bryce ... Named a three-star recruit by Rivals.com and Scout.com while garnering two stars from ESPN ... Considered the No. 58 prep offensive guard prospect by Scout.com and No. 73 prep offensive tackle in the country by Rivals.com ... PrepStar Magazine All-West Region ... As a senior, lived up to his preseason All-Valley League selection by being named to the All-State and All-Valley League first teams at season's end ... Helped pave the way as the Eagles rolled up 2,036 rushing yards and averaged nearly six yards per attempt in 2010 ... As a junior, garnered second-team All-Baseline League honors as an offensive lineman.

**PERSONAL** — Parents: Robert and Ella Prater. Family: One brother, one sister. High School (Coach): Etiwanda (Stephen Bryce) 2011. Major: Biology.



## Isaac Remington

65 | defensive tackle  
redshirt senior | 6-4 | 301  
Queen Creek, Ariz.  
Phoenix College | Valley Christian HS

2011 — Appeared in 14 games, starting three ... Seventh on the squad with four tackles for loss ... Recorded one stop in the Ducks win over Wisconsin

in the Rose Bowl ... Had a pair of tackles in win vs. UCLA in the Pac-12 Championship Game ... Made a solo stop in victory vs. Oregon State and had two tackles vs. USC ... Recorded a pair of tackles, including 0.5 sack for a 2-yard loss in win at Stanford ... A trio of tackles at Washington and five tackles vs. Washington State ... Two tackles, 1.5 TFL for a 2-yard loss and had a pass breakup in win at Colorado ... One sack for a 9-yard loss in win vs. Cal and two tackles vs. Arizona State ... Made a pair of stops in win vs. Missouri State ... Recorded four tackles and a pass breakup in victory vs. Nevada ... Had four tackles, including 1.0 TFL against LSU ... Led all defensive linemen with a 445-pound squat during winter conditioning ... Recorded four tackles (two for loss) for the Green Team in the spring game.

2010 — Benefitted from enrolling at Oregon for winter term and took part in spring drills.

**BEFORE OREGON** — Played for head coach Land Jacobsen at Phoenix College, where he was named second-team all-ACCAC and second-team all-WSFL in 2009 ... Had 16 tackles and seven sacks in a season cut short by injury ... Attended Valley Christian High School in Chandler, Ariz ... VCHS went 12-0 in his senior season (2006) before falling to Thatcher HS in the state championship game ... As a senior, Remington and the VCHS defense limited opponents to just 164 points and held seven teams to 10 points or less ... Credited with two blocked punts and one interception ... Earned D-line MVP honors at Oregon's football camp in summer of 2006 ... Originally offered by the Ducks out of HS ... Two-time all-state defensive end his final two prep seasons.

**PERSONAL** — Spouse: Crystal. Son: Mattias. Parents: James and Claudia Remington. Family: Two brothers, one sister. High School (Coach): Valley Christian (Bill Morgan), 2007. Major: English.

### REMINGTON'S CAREER STATISTICS

Tackles	G	UA	A	Total	TFL	Yds	PD	FF	FR	Blkd
2011	14	12	19	31	4.0	14	2	0	0	0
TOTAL	14	12	19	31	4.0	14	2	0	0	0

Sacks	G	UA	A	Total	Yds
2011	14	1	1	1.5	11

### REMINGTON'S CAREER BESTS

Tackles: 5, Washington State, 10/29/11 (3-2)  
Sacks: 1.0, California, 10/06/11 (1-0)  
Tackles for loss: 1.5, at Colorado, 10/22/11 (1-0)  
Pass breakups: 1, Nevada, 09/10/11 ; at Colorado, 10/22/11



**Jackson Rice**  
**49 | punter**  
**senior | 6-3 | 218**  
**Moraga, Calif.**  
**Campolindo High School**

**2012** — Named to the watch list for Ray Guy Award (punter).

**2011** — One of three finalists for the Ray Guy Award recognizing the nation's top punter ... All-Pac-12 second team (Pac-12 coaches, Phil Steele) ... Pac-12 all-academic honorable mention ... Second-highest punting average for a single season at 45.9 ... Ranks third on the UO career list with a mark of 42.7 ... Placed 17 of his 48 punts inside the 20-yard line ... Helped the Ducks rank first nationally in net punting at 41.45 ... Passed for and ran for a 2-point PAT ... Had at least one punt of 50 or more yards in 12 of 14 games ... Averaged 46.0 yards on three punts, booting one for 50 yards and had one tackle in win over Wisconsin in the Rose Bowl ... Had back-to-back season-highs of five punts in wins over California and Arizona State ... Averaged a season-best 54.0 yards per punt on four attempts at Colorado ... Averaged 46.2 yards against the Sun Devils, pinning three inside the 20 ... Drilled three punts for a total of 126 yards and a long of 48 yards in the Green Team's 16-0 win in the spring game.

**2010** — Ended the year ranked seventh on UO's single-season records list with a punting average of 42.3 yards ... Placed 18 punts inside the 20-yard line against just three touchbacks and booted eight of 40 kicks 50 or more yards ... Missed the final two regular season games due to illness before returning for the BCS Championship Game vs. Auburn, where he completed an 11-yard pass on a fake punt play for a key first down ... Averaged 36.8 yards on five punts against the Tigers ... Placed three of five punts inside the 20-yard line in win at Cal ... Forced a pair of fair catches on both attempts vs. Washington ... Averaged 46.4 yards on five punts, booting three over 50 yards with a long of 52 at USC ... Was only needed for a single punt in win vs. UCLA ... Season-high 49.5-yard average on a pair of kicks at Washington State ... Punted twice in win vs. Stanford with a long of 43 ... Attempted a career-high 11 punts totaling 508 yards (46.2 avg.) - with a long of 56 - and dropped five of them inside the ASU 20-yard line in a key road win to open Pac-10 play ... After UO did not punt in the opener vs. New Mexico, made the most of his season debut at Tennessee by placing all four kicks inside the 20-yard line and averaging 41.8 yards per punt with zero return yards to earn Pac-10 player of the week on special teams ... Placed only one of his three punts inside the 20 against Portland State (36.3 avg.), yet only return of the game went for 1 yard.

**2009** — Averaged 43.1 yards per punt through the month of October and enjoyed a single-game best (in games with more than one punt) 45.2-yard average on six kicks at Washington ... As an ultimate tribute to Oregon's offense as well as himself, booted his lone attempt 53 yards vs. USC ... Enjoyed one of the most efficient games of his young career, averaging 43.2 yards on four punts vs. Ohio State in the Rose Bowl, allowing only one return yard and placing three balls inside the 20-yard line ... Included was a 55-yard boot which landed on the Buckeyes' 2-yard line ... Also averaged 41.0 yards on a trio of punts vs. Washington State, placing his three boots at the 17, 5 and 1-yard lines while allowing no return yards ... Booted five punts for a 44.8-yard average at Stanford, including one kick inside the 20-yard line, while allowing only 19 yards of returns ... Averaged 40.5 yards per kick on the year, placing 23 of his 61 punts inside the 20-yard line ... Also forced opposition to make 12 fair catches ... Had a stellar collegiate debut, averaging 43.9 yards on seven punts, including a long of 54 yards at Boise State, to earn his first of two team player-of-the-week honors on special teams ... Ranked eighth in the Pac-10, booting a season-long 60-yard effort at Washington.

**BEFORE OREGON** — 2009 U.S. Army All-American ... A Tacoma News Tribune Northwest 100 selection (both as an athlete and punter) ... 2008-09 HS Maxwell Award Winner for best punter in 2009 class ... Rated the No. 1 punter in the nation by Scout.com, No. 2 punter by Rivals.com and ESPN.com ... Played for head coach Kevin Macy at Campolindo HS of the Diablo Foothill League ... Averaged 47.6 yards per punt in his senior season ... A first-team all-Contra Costa County selection ... Named one of the top-20 players in the Bay Area (No. 7) in The Contra Costa Times 'Cream of the Crop' - the first selection from Campolindo since 1999 ... Rated as the No. 17 kicker overall by Rivals.com ...

A three-star recruit by Scout.com and a two-star according to Rivals.com ... A Chris Sailer Top-12 Selection ... Team lost in the second round of the California North Coast Section playoffs.

**PERSONAL** — Parents: Mike Rice and Amy Huddleston. High School (Coach): Campolindo (Kevin Macy), 2009. Major: Political Science. Notable: Father, Mike, was an NFL punter with the New York Jets.

**RICE'S CAREER STATISTICS**

Punting	G	No.	Yards	Lg	Avg
2009	13	61	2472	60	40.5
2010	10	40	1691	56	42.3
2011	14	48	2201	61	45.9
TOTAL	37	149	6364	61	42.7

Tackles	G	UA	A	Total	TFL	Yds	PD	FF	FR	Blkd
2009	13	0	0	0	0.0	0	0	0	0	0
2010	10	0	0	0	0.0	0	0	0	0	0
2011	14	2	0	2	0.0	0	0	0	0	0
TOTAL	37	2	0	2	0.0	0	0	0	0	0

**RICE'S CAREER BESTS**

Points scored: 2, at Colorado, 10/22/11

Pass attempts: 1, vs Auburn Tigers, Jan 10, 2011

Pass completions: 1, vs Auburn Tigers, Jan 10, 2011

Pass yards: 11, vs Auburn Tigers, Jan 10, 2011

Long pass: 11, vs Auburn Tigers, Jan 10, 2011

Total offense attempts: 1, vs Auburn Tigers, Jan 10, 2011 (0 rush, 1 pass)

Total offense yards: 11, vs Auburn Tigers, Jan 10, 2011 (0 rush, 11 pass)

Punt attempts: 11, at Arizona State, Sep 25, 2010

Punt yards: 508, at Arizona State, Sep 25, 2010 (11 punts)

Longest punt: 61, at Arizona, 09/24/11 ; at Colorado, 10/22/11

Tackles: 1, vs Wisconsin, 01/02/12 (1-0); UCLA, 12/02/11 (1-0)

**HONORS AND AWARDS**

2011


•Ray Guy Award Finalist

•All-Pac-12 Second Team (Pac-12 Coaches, Phil Steele)

•Pac-12 All-Academic Honorable Mention

2010

•Pac-10 Player of the Week (special teams at Tennessee)



## Jake Rodrigues

3 | quarterback  
freshman | 6-3 | 218  
Rocklin, Calif.  
Whitney High School

**2012-** Enrolled early and participated in spring practice.

**BEFORE OREGON** — A three-year letterwinner at Whitney High School under head coach Mike Gimenez ... Helped team win the Capital Athletic League Championship as a senior ... Named Sac-Joaquin Section all-league and offensive player of the year as a senior ... Threw for 2,036 yards and 26 touchdowns, while rushing for 684 yards and 15 TDs during his senior year in 2011 ... Named Whitney Football player of the year ... Was a finalist in the 2011 Elite 11 Quarterback Competition ... As a junior, threw for 2,039 yards and 21 touchdowns and ran for 1,300 yards and 22 TDs, earning CAL MVP honors ... In 2010, he was named Sac-Joaquin Section all-league offensive player of the year.

**PERSONAL** — Parents: Nelson and Angie Rodrigues. Family: One son, one brother, one sister. Major: Undeclared.



## Lane Roseberry

34 | running back  
freshman | 6-1 | 230  
Bly, Ore.  
Lakeview High School

**2012-** Enrolled early and participated in spring practice.

**BEFORE OREGON** — A three-year letterwinner at Lakeview High School of the Class 3A Southern Cascade League under head coach Sean Radford ... A two-time all-state selection ... Played linebacker, tight end, wide receiver, running back and fullback for the Honkers ... Once made 33 tackles in a single game ... Also lettered three times in basketball and twice each in baseball and track and field ... Was a regional record-holder in the javelin.

**PERSONAL** — Parents: Garrett and Stefani Roseberry. Family: One brother, one sister. Major: Undeclared.



## James Scales

17 | defensive back  
redshirt sophomore | 5-10 | 190  
Greensboro, N.C.  
Northern Guilford

**2011** — Appeared in three games ... Had a career-high three tackles in win at Colorado ... Recorded a pair of stops in win vs. Missouri State ... Made one solo tackle in victory over Nevada ... Benched 320 pounds (first among defensive backs) and squatted 380 pounds (second) during winter conditioning ... Had the Green Team's only fumble recovery for six yards in the spring game.

**2010** — Worked primarily with the scout team during redshirt campaign ... Enrolled early in order to participate in spring practice.

**BEFORE OREGON** — Played defensive back for head coach Johnny Roscoe at Northern Guilford High School of the Triad League ... The Nighthawks went 12-2 in 2009 and 10-1 in 2008 and as a junior, made 80 tackles, three interceptions and two fumble recoveries ... A Prepstar Magazine All-American ... Rated a three-star prospect and No. 109 cornerback in the 2010 class by Scout.com ... A three-star recruit and No. 49 corner by Rivals.com ... A three-star and No. 60 ranked athlete in the nation by ESPN.com.

**PERSONAL** — Parents: Paris and James Scales, Jr. Family: One brother. Graduated from Britain Academy. Major: Sociology.

### SCALES' CAREER STATISTICS

Tackles	G	UA	A	Total	TFL	Yds	PD	FF	FR	Blkd
2011	3	2	4	6	0.0	0	0	0	0	0

### SCALES' CAREER BESTS

Tackles: 3, at Colorado, 10/22/11 (0-3)



## Dwayne Stanford

18 | wide receiver  
freshman | 6-5 | 195  
Cincinnati, Ohio  
Taft High School

**BEFORE OREGON** — Played for head coach Mike Martin at Taft High School ... Competed in the 2012 U.S. Army All-American game ... As a senior, caught 32 passes for 720 yards and nine touchdowns, averaging 22.5 yards per catch ... Named all-Ohio Division III first-team offense at receiver ... Caught 44 balls for 865 yards and nine touchdowns during his junior campaign, helping his team win the Cincinnati Metro Athletic Conference league championship ... Selected as the CMAC Offensive Player of the Year and all-Ohio first-team receiver as a junior ... Also a standout basketball player for the Senators, helped lead the team to a 26-1 mark and the OHSAA Division 3 title in 2011.

**PERSONAL** — Parents: Dwayne and Yvette Stanford. Family: Two sisters. Major: Undeclared.



## Blake Stanton

41 | wide receiver  
redshirt sophomore | 5-11 | 211  
Los Angeles, Calif.  
Crespi High School

**2012-** Lead the Fighting Ducks with 62 receiving yards on five catches and ran once for 14 yards in the Spring Game.

**2011**— Played in four games, including a career-best eight snaps in Civil War victory vs. Oregon State ... Made collegiate debut in win vs. Nevada ... Finished second among receivers by squatting 385 pounds ... Caught one pass for 13 yards in the spring game.

**2010** — Participated as a member of the scout team during his redshirt year.

**BEFORE OREGON** — Earned Cal-Hi all-state honors during senior season ... Caught 33 passes for over 420 yards (12.91 avg.) and six touchdowns while averaging 4.9 tackles as a defensive back in his senior campaign ... As a junior, recorded 659 receiving yards and averaged 2.4 tackles per game ... Earned a three star rating from rivals.com ... Helped Encino's basketball team to a CIF Championship title his senior year.

**PERSONAL** — Parent: Pamela Stanton. Family: Three brothers. High School (Coach): Crespi (Jeremiah Ross), 2010. Major: Crime, Law and Society.



## Hamani Stevens

54 | offensive lineman  
redshirt sophomore | 6-3 | 298  
Hemet, Calif.  
Hemet High School

**2011**— Appeared in eight games, including four conference contests and the Pac-12 Championship Game ... Played a career-high 24 snaps in win at


Colorado.

**2009-10**— Collegiate career temporarily interrupted due to religious mission commitment.

**2008**— Redshirt season ... Recognized as offensive scout team offensive player of the week leading up to game at California.

**BEFORE OREGON** — Two-time all-CIF Central Division selection was first-team all-state pick his junior and senior seasons (calhisports.com) as an offensive lineman ... Included on *PrepStar's* Top 135 Dream Team, ranked as the 11th high school center prospect in the country by SuperPrep.com despite not playing the position since his freshman year ... Among those who received votes on the *Long Beach Press-Telegram's* Best in the West list as well as included on *Tacoma News Tribune's* Western 100 honor roll ... Played major role in team combining for close to 300 yards of total offense per game.

**PERSONAL** — Parents: Ron and Telekoki Stevens. Family: Four brothers. High School (Coach): Hemet (Andy Boynton), 2008. Major: Undeclared.



## Jennings Stewart

53 | linebacker  
redshirt senior | 6-3 | 235  
Grants Pass, Ore.  
Grants Pass High School

**2011** — Appeared in five games ... Recovered a fumble in win vs. Oregon State ... Had a career-high five tackles, including 2.0 TFL for a loss of five yards in victory vs. Missouri State ... Recorded a 319-pound power clean to finish second among linebackers during winter conditioning.

**2010** — Appeared in three games ... Made first career tackle in win vs. Portland State ... One of four players to earn Oregon Elite status from the strength & conditioning staff for his overall performance during winter testing ... Top "L" run among linebackers in a time of 7.09 ... Credited win one tackle in the Spring Game.

**2009** — Switched from tight end to linebacker ... Selected scout team special teams player of the week following wins over California, USC and Arizona State.

**2008** — Redshirt season ... Recognized as Oregon's offensive scout team player of the year ... Three-time special teams scout honoree for work leading up to games vs. Boise State, Washington State and Oregon State ... Weekly scout award on offense prior to the win over Arizona.

**BEFORE OREGON** — Coached by former Oregon quarterback Tom Blanchard (1967-70) at Grants Pass High School of the Oregon 6A Southwest Conference ... Named first-team all-conference in 2006 and second-team in 2007 ... Also played basketball and ran track for the Cavemen ... Competed in the shot put, 4x100 and 4x400 during track season.

**PERSONAL** — Parents: Jeff Stewart and Yvonne Gardner. Family: Four brothers, two sisters. High School (Coach): Grants Pass (Tom Blanchard), 2008. Major: General Science/Psychology.

### STEWART'S CAREER STATISTICS

Tackles	G	UA	A	Total	TFL	Yds	PD	FF	FR	Blkd
2009	1	0	0	0	0.0	0	0	0	0	0
2010	3	0	1	1	0.0	0	0	0	0	0
2011	5	3	2	5	2.0	5	0	0	1	0
TOTAL	9	3	3	6	2.0	5	0	0	1	0

### STEWART'S CAREER BESTS

Tackles: 5, Missouri State, 09/17/11 (3-2)

Tackles for loss: 2.0, Missouri State, 09/17/11 (2-0)

Fumbles recovered: 1, Oregon State, 11/26/11

### HONORS AND AWARDS

2008

•Scout Team Player of the Year (Offense)



## Brian Teague

86 | tight end  
redshirt junior | 6-3 | 265  
Portland, Ore.  
David Douglas High School

**2011** — Appeared in seven games, including three conference tilts and the Pac-12 Championship Game vs. UCLA ... Finished third among tight ends and longsnappers with a 395-pound squat during winter conditioning.

**2010** — Appeared in all three non-conference games ... Played a season-high 12 snaps in win vs. Portland State ... Made collegiate debut in win over New Mexico.

**2009** — Redshirt season ... Recognized as Oregon's offensive scout team player of the year ... Selected offensive scout team player of the week following the win over Washington State.

**BEFORE OREGON** — Earned two letters in football and baseball, and one in basketball at David Douglas HS of the Oregon 6A Mt. Hood Conference ... Played tight end, defensive end and quarterback for the Scots under head coach Dan Wood ... First-team all-conference at tight end, second-team at defensive end and honorable mention as a punter ... Also won first-team all-conference accolades in baseball.

**PERSONAL** — Parents: Boyd Sr. and Colleen Teague. Family: Two brothers. High School (Coach): David Douglas (Dan Wood) 2009. Major: Family and Human Services.

### HONORS AND AWARDS

2009

•Scout Team Player of the Year (Offense)



# De'Anthony Thomas

6 | running back  
sophomore | 5-9 | 176  
Los Angeles, Calif.  
Crenshaw High School

**2012** — Named to watch lists for Walter Camp Award (player of the year), Maxwell Award (player of the year), Paul Hornung Award (most versatile player) and Jet

Award (return specialist).

**2011** — Pac-12 co-offensive freshman of the year ... All-Pac-12 first team kick returner (Pac-12 coaches, Phil Steele)... Shared team's most outstanding player honor with senior tight end David Paulson ... Freshman All-American (Sporting News) and all-freshman first team according to Phil Steele ... Ranks 11th nationally in all-purpose yards (147.8 yards per game) ... Only player in the nation with 400 or more yards rushing, receiving and kick returning ... Ranks second (15th) in kickoff return yards (983), seventh in all-purpose yards (2,235) and ninth (22nd) in scoring (110) in a single season at UO ... Appeared in all 14 games starting six ... Team's second leading receiver with 46 receptions for 605 yards and nine touchdowns ... Third-leading rusher with 608 yards on 55 carries with seven scores ... Team-high 314 all-purpose yards, carrying the ball twice for 155 yards and two scores, including a 91 yard scamper and caught four passes for 34 yards in win over Wisconsin in the Rose Bowl... Also ran back five kickoffs for 125 yards vs. Wisconsin... Caught two passes for 13 yards before leaving the game due to injury in the first quarter of the Pac-12 Championship Game vs. UCLA ... Finished with a game-high 197 yards (71 yards rush, 86 rec, 40 kick ret) and caught one pass for a TD vs. Oregon State ... Team-high 214 all-purpose yards, including 162 yards on three kick returns and caught three passes for 49 yards and one TD vs. USC ... Had a 96-yard kick return for a touchdown, tying for the seventh-longest kick return in school history vs. the Trojans, earning CFP National Kick Returner of the Week ... Caught a 41-yard pass for a TD and ran back four kickoffs for 83 yards, finishing with 141 all-purpose yards and had one solo tackle in win at Stanford ... Made the most of his only rush with a 9-yard TD and also had 85 yards on a pair of kick returns, including a 69-yarder in victory at Washington ... Two grabs for 54 yards, including a 45-yard TD and also had 182 yards on five kick returns, including a 93-yarder for a TD, totaling a career-high and game-high 262 all-purpose yards vs. Washington State ... His efforts vs. Washington State earned him CFP National Kick Returner of the Week and MAACO Bowl Las Vegas Player of the Week ... Caught a pair of passes for 18 yards and a TD and ran four times for 50 yards in victory at Colorado ... Seven carries for 73 yards and two touchdowns to go with 106 yards on five kick returns vs. Arizona State ... Had a career-best three touchdowns, one rushing and two receiving, and a career-high 114 receiving yards vs. Cal ... Also had two kick returns for 37 yards in win vs. the Golden Bears ... Made one grab for 19 yards and ran back two kick returns for 45 yards in win at Arizona ... Carried the ball 10 times for 67 yards, caught two passes for 13 yards, ran back one kickoff for 35 yards and returned two punts for 54 yards, totaling 169 all-purpose yards in win vs. Missouri State ... Made the most of his two grabs, both for touchdowns, including a career-best 69-yarder and had a team-high 81 rushing yards on eight carries vs. Nevada ... Returned a trio of kickoffs for 30 total yards in win over the Wolf Pack ... Caught six passes for 47 yards, ran back two kickoffs for 53 yards and totaled 22 yards on four carries, including his first touchdown as a collegian on a 4-yard run in loss against LSU.

**BEFORE OREGON** — Selected to play in the U.S. Army All-American game ... A five-star recruit according to Rivals.com, Scout.com and 247Sports.com. while garnering four stars from ESPN ... Considered the No. 1 athlete in the nation by Rivals.com and ESPN, and the No. 1 cornerback prospect by Scout.com and 247Sports.com ... Rated as the No. 2 athlete by Tom Lemming of CBS College Sports ... No. 5 player on the PrepStar Magazine "Dream Team" ... Helped lead Crenshaw High School to 12 consecutive wins to end the season, including the CIF Los Angeles Section state title in 2010 ... Rushed for 1,299 yards on just 114 carries (11.4 yards per carry) with 18 touchdowns, and made 16 catches for 359 yards (22.4 avg.) and four scores as a senior ... On defense, made 42 tackles and had five interceptions totaling 122 return yards in 2010 ... Named MVP by the City Section coaches, All-City first-team on defense and City Section Player of the Year ... Winner of the Glenn Davis Award, presented by the Los Angeles Times to best high school player in the Los Angeles area ... Rushed 81 times for 902 yards (11.1 avg.) and 12 touchdowns as a junior ... Added 11 receptions for 204 yards (18.6 avg.) and three more scores for the Cougars, who had an unblemished 14-0 mark before falling in the CIF Los Angeles Section championship game ... Made 60 tackles, had four sacks and three forced fumbles on defense in 2009 ... A standout track star, he ran the fastest 200 meters by a prep in the nation last spring, clocking 20.61 seconds ... Won the 100 meters at the CIF Los Angeles Section meet with a time of 10.57 seconds ... Has a personal best of 50.10 seconds in the 400 meters.

**PERSONAL** — Parents: Anthony Thomas and Gaylian Dupree. Family: Four brothers. High School (Coach): Crenshaw (Robert Garrett), 2011. Major: Product Design.

**THOMAS' CAREER STATISTICS**

Rushing	G	Att	Yds	TD	Lg	Avg/C	Avg/G			
2011	14	55	595	7	91	10.8	42.5			
Receiving	G	Rec	Yds	TD	Lg	Rec/G	Avg/C	Avg/G		
2011	14	46	605	9	69	3.3	13.2	43.2		
Punt Returns	G	No.	Yds	TD	Lg	Avg/R	Avg/G			
2011	14	3	52	0	48	17.3	3.7			
Kick Returns	G	No.	Yds	TD	Lg	Avg/R	Avg/G			
2011	14	36	983	2	96	27.3	70.2			
All Purpose	G	Rush	Rec	PR	KR	IR	Total	Avg/G		
2011	14	595	605	52	983	0	2235	159.6		
Scoring	G	TD	Rush	Pass	Retn	PAT	2PAT	FG	Total	Avg/G
2011	14	18	7	9	2	0	1	0	110	7.9


**THOMAS' CAREER BESTS**

Points scored: 20, California, 10/06/11  
Touchdowns: 3, California, 10/06/11  
Rush attempts: 10, Missouri State, 09/17/11  
Rush yards: 155, vs Wisconsin, 01/02/12 (2 carries)  
Rush TDs: 2, vs Wisconsin, 01/02/12; Arizona State, 10/15/11  
Long rush: 91, vs Wisconsin, 01/02/12  
Receptions: 10, Oregon State, 11/26/11  
Receiving yards: 114, California, 10/06/11 (6 receptions)  
Receiving TDs: 2, Nevada, 09/10/11; California, 10/06/11  
Long reception: 69, Nevada, 09/10/11  
Total offense attempts: 10, Missouri State, 09/17/11 (10 rush,0 pass)  
Total offense yards: 155, vs Wisconsin, 01/02/12 (155 rush,0 pass)  
All-purpose yards: 314, vs Wisconsin, 01/02/12  
Punt returns: 2, Missouri State, 09/17/11  
Punt return yards: 54, Missouri State, 09/17/11 (2 returns)  
Long punt return: 48, Missouri State, 09/17/11  
Kick returns: 5, vs Wisconsin, 01/02/12; Arizona State, 10/15/11; Washington State, 10/29/11  
Kick return yards: 182, Washington State, 10/29/11 (5 returns)  
Long kick return: 96, USC, 11/19/11  
Tackles: 1, Washington State, 10/29/11 (1-0); at Stanford, 11/12/11 (1-0)

**HONORS AND AWARDS**

2011

- Pac-12 Co-Offensive Freshman of the Year
- Team's Most Outstanding Player Award
- All-Pac-12 First Team (Pac-12 Coaches, Phil Steele)
- Freshman All-American (Sporting News)
- All-Freshman First Team (Phil Steele)
- CFPA Kick Returner Performer of the Week (Washington State, USC)



## Grant Thompson

59 | linebacker  
redshirt sophomore | 5-11 | 220  
Cottage Grove, Ore.  
Cottage Grove High School

**2012** — Made four solo tackles in the Spring Game.

**2011** — Scout team player of the year on special teams ... Appeared in two games ... Tied for first in his position in both the squat (475 pounds) and the "L" run (7.01 seconds). Finished with four solo tackles to help the Green Team to a victory in the Oregon spring game.

**2010** — Participated as a member of the scout team during his redshirt year.

**BEFORE OREGON** — Awarded all-Sky-Em league defensive player of the year as a senior ... In 2008 named to first-team all-Sky-Em offense (center) and defense (linebacker) ... Placed 11th at 215 pounds at the Class 4A state wrestling championships as a junior ... Second-team all-league at center and linebacker as a junior.

**PERSONAL** — Parents: William and Sheryl Thompson. Family: Two brothers. High School (Coach): Cottage Grove (Gary Roberts), 2010. Major: Family and Human Services.

### HONORS AND AWARDS

2011

•Special Teams Scout Team Player of the Year



## Rahsaan Vaughn

10 | wide receiver  
senior | 6-2 | 198  
Freemont, Calif.  
College of San Mateo | Washington HS

**2012** — Lead the victorious Mighty Oregon with 57 receiving yards on four catches in the Spring Game.

**2011** — Appeared in 13 games, starting four ... Totaled 14 receptions for 184 yards ... Caught one pass for nine yards in win vs. UCLA in the Pac-12 Championship Game ... Made four catches for 36 yards vs. USC ... Had a pair of grabs for 15 yards in victory at Stanford ... Recorded one solo tackle in win vs. Arizona State ... Lone reception went for nine yards vs. Cal, following one catch for six yards at Arizona ... Two receptions for 64 total yards, including a career-best 46-yarder vs. Missouri State ... Made three grabs for 45 yards, including his first touchdown as a Duck on a 25-yard catch in victory vs. Nevada.

**BEFORE OREGON** — A junior college transfer from the College of San Mateo ... A four-star recruit according to Rivals.com and Scout.com ... Rated the top junior college wide receiver in the country by JCGridiron.com ... A first-team All-American as a sophomore at the College of San Mateo, making more than 60 catches and totaling over 1,000 yards while amassing 12 touchdowns in 11 games ... Posted 17 catches for 238 yards and 3 TDs in eight games in 2009 for the Bulldogs ... Will be a true junior upon arriving in Eugene, meaning he will have three years to play two ... Attended Washington High School in California where he played football and basketball.

**PERSONAL** — Parent: Kimberla Vaughn. High School: Washington 2009. Major: Sociology.


### VAUGHN'S CAREER STATISTICS

Receiving	G	Rec	Yds	TD	Lg	Rec/G	Avg/C	Avg/G
2011	14	14	184	1	46	1.0	13.1	13.1

Scoring	G	TD	Rush	Pass	Retn	PAT	2PAT	FG	Total	Avg/G
2011	14	1	0	1	0	0	0	0	6	0.4

### VAUGHN'S CAREER BESTS

Points scored: 6, Nevada, 09/10/11  
Touchdowns: 1, Nevada, 09/10/11  
Receptions: 4, USC, 11/19/11  
Receiving yards: 64, Missouri State, 09/17/11 (2 receptions)  
Receiving TDs: 1, Nevada, 09/10/11  
Long reception: 46, Missouri State, 09/17/11  
All-purpose yards: 64, Missouri State, 09/17/11  
Tackles: 1, Arizona State, 10/15/11 (1-0)



## Anthony Wallace

35 | linebacker  
sophomore | 6-0 | 235  
Dallas, Texas  
Skyline High School

**2012-** Recorded five solo tackles including 1.0 TFL for Mighty Oregon in the Spring Game.

**2011** — Appeared in six games as a true freshman ... Recorded one solo stop in win over Wisconsin in the Rose Bowl ... Had two pass breakups and one tackle in victory over Oregon State ... Made three tackles, including 1.0 TFL for a 2-yard loss vs. USC ... One solo tackle in win at Washington ... Recorded a pair of tackles in his collegiate debut at Colorado.

**BEFORE OREGON** — Played in the 2011 Under Armour All-American game ... Garnered four stars from Rivals.com, Scout.com, ESPN and 247Sports.com ... Considered the No. 6 inside linebacker recruit in the nation by Rivals.com and the 15th-best prep player in the state of Texas ... Scout.com pegs him as the No. 6 recruit nationally at middle linebacker ... A member of the ESPN 150 (No. 147) and ranked as the No. 7 ILB by ESPN ... Considered the No. 9 ILB by Tom Lemming and No. 11 by 247Sports.com ... PrepStar Magazine All-American ... As a senior, helped Skyline High School to an unbeaten 7-0 league record in 5A Region II District 9 under head coach Reginald Samples ... Piled up 115 tackles and earned honorable mention All-State distinction at linebacker in 2010 ... As a junior, tallied 90 total tackles from the his linebacker spot, leading the Raiders to the Class 5A Division I Region II state semifinals ... Compiled 48 total tackles and 2 sacks during his sophomore campaign ... Notable: His father, Anthony Sr., played middle linebacker at Texas Southern.

**PERSONAL** — Parents: Anthony and Lakashia Wallace Family: Two brothers, one sister. High School (Coach): Dallas Skyline (Reigalid Samples) 2011. Major: Undeclared.

**WALLACE'S CAREER STATISTICS**

Tackles	G	UA	A	Total	TFL	Yds	PD	FF	FR	Blkd
2011	6	4	4	8	1.0	2	2	0	0	0

**WALLACE'S CAREER BESTS**

Tackles: 3, USC, 11/19/11 (2-1)

Tackles for loss: 1.0, USC, 11/19/11 (1-0)

Pass breakups: 2, Oregon State, 11/26/11

**WASHINGTON'S CAREER STATISTICS**

Tackles	G	UA	A	Total	TFL	Yds	PD	FF	FR	Blkd
2011	10	11	7	18	1.0	3	1	1	0	0

**Sacks**

Sacks	G	UA	A	Total	Yds
2011	10	1	0	1.0	3

**WASHINGTON'S CAREER BESTS**

Tackles: 6, Nevada, 09/10/11 (3-3)

Sacks: 1.0, Missouri State, 09/17/11 (1-0)

Tackles for loss: 1.0, Missouri State, 09/17/11 (1-0)


Fumbles forced: 1, UCLA, 12/02/11

Pass breakups: 1, UCLA, 12/02/11

**HONORS AND AWARDS**

2011

•Pac-12 All-Academic Honorable Mention

**Tony Washington**

91 | defensive end  
redshirt sophomore | 6-3 | 244  
Rancho Cucamonga, Calif.  
Los Osos High School

**2011** — Pac-12 all-academic honorable mention ... Appeared in 10 games, totaling 18 tackles ... Made one tackle in the Rose Bowl win over Wisconsin ...

Recorded a solo tackle, one pass breakup and forced a fumble in win vs. UCLA in the Pac-12 Championship Game ... One tackle in victory over Oregon State ... Made three tackles vs. USC and had one tackle at Stanford ... Had a pair of solo stops in win vs. Cal ... One stop in win at Arizona ... First career sack for a 3-yard loss to go along with a pair of solo tackles in victory vs. Missouri State ... Had a career-high six tackles in win vs. Nevada ... Finished fourth among defensive linemen in the vertical leap (27 inches) during winter conditioning.

**2010** — Arrived on campus in June and started classes summer term.

**BEFORE OREGON** — Played for head coach Tom Martinez at Los Osos High School of the Baseline League (Southern Section, South 1 Division)... San Bernardino Prep Sports All-Baseline Defensive MVP... MaxPreps California Division 1 All-State second team defense... All-Inland Valley first team defense... All-CIF Southern Section Central Division... Daily Bulletin All-Star Football first team defender... As a senior made 87 tackles, with a team-high 11.5 sacks and two fumble recoveries... As a junior, recorded 45 tackles and 6.5 sacks... Rated a three-star recruit by Scout.com and ESPN.com... A three-star and No. 42 defensive end in the nation by Rivals.com.

**PERSONAL** — Parents: Monique and Tony Washington, Sr. (late). Family: One brother, one sister. High School (Coach): Los Osos (Tom Martinez), 2010. Major: Psychology.

**Bronson Yim**

30 | defensive back  
redshirt sophomore | 5-10 | 180  
Honolulu, Hawaii  
St. Louis High School

**BEFORE OREGON** — Played safety for Coach Darnell Arcenaux at St. Louis High School of the Interscholastic League of Hawaii ... Helped lead the Crusaders to a State Championship in 2010... Made honor roll his senior year.

**PERSONAL** — Born Bronson Robert Keli'ikaumaka Yim in Honolulu, Hawaii. Parent: Alvin Yim. Family: Four brothers. High School (Coach): St. Louis (Darnell Arcenaux) 2011. Major: Undeclared.



## Carson York

77 | offensive line  
redshirt senior | 6-5 | 293  
Coeur d'Alene, Idaho  
Coeur d'Alene High School

**2012** — Named to watch lists for Rotary Lombardi Award (lineman) and Outland Trophy (interior lineman).

**2011** — Capital One academic All-America second team, becoming the 11th football player in school history to earn academic All-America accolades ... Also a first-team academic all-district and Pac-12 all-academic first team selection ... Started all 14 games at left guard ... Part of an offensive unit that ranked third in the nation in scoring, fifth in rushing and sixth in total offense ... Finished second among all linemen during conditioning drills with a 365-pound bench press.

**2010** — First-team all-Pac-10 according to Phil Steele and Scout.com, and a second-team selection by Rivals.com ... Also earned Pac-10 first-team all-Academic honors ... Appeared in all 13 games, starting ten ... Nine starts at right guard with an opening assignment at left guard coming at Tennessee ... Helped pave the way for the nation's top running back and No. 4 rushing team overall ... Part of an offensive line that contributed to the top scoring offense (47.0 points per game) and total offense (530.7) in the FBS while rolling up six games of 300 or more rushing yards ... Named to preseason all-Pac-10 second team by Phil Steele Publications ... Equalled the fourth-best squat among offensive linemen at 450 lbs. during winter testing.

**2009** — Oregon's starting left guard in 12 of 13 games ... Started at right guard against USC due to Mark Asper's injury ... Recipient of first-team Pac-10 all-academic honors ... Awarded freshman All-American status by two publications ... Second-team freshman All-American by College Football News ... Third-team Freshman All-American by Phil Steele Publications ... Played 70 or more snaps in two games, including a career-high 81 plays at Arizona ... Recorded 41 pancake blocks in the regular season.

**2008** — Redshirt season ... Earned offensive scout team player of the week honors for his efforts leading up to the win vs. UCLA ... Delayed enrollment until the 2008 winter term while recovering from shoulder surgery after originally signing with the Ducks in 2007.

**BEFORE OREGON** — One of the Northwest's top prospects garnered Super-Prep All-America honors in addition to four-star recognition by Rivals.com and Scout.com recruiting services ... Considered the state's top recruit and one of the best offensive line hopefuls in the country, receiving votes on the Long Beach Press-Telegram's Best in the West listing ... Also ranked third among SuperPrep's Northwest Hot 100 elite ... The 5A all-Idaho second-team lineman played a key role in the Timberwolves' unblemished 12-0 ledger and 5A state championship ... Also a two-time regional shot put champion who placed second in the state meet as a junior and third his senior year with a school-record 53-5.

**PERSONAL** — Parents: David and Laura York. Family: One sister. High School (Coach): Lake City (Van Troxel), 2007. Major: Advertising. Redshirt: 2008.

### HONORS AND AWARDS

#### 2011


- Capital One Academic All-America Second Team
- Capital One Academic All-District First Team
- Pac-10 All-Academic First Team

#### 2010

- All-Pac-10 First Team (Phil Steele, Scout.com)
- All-Pac-10 Second Team (Rivals.com)
- Pac-10 All-Academic First Team

#### 2009

- Freshman All-America Second Team (CollegeFootballNews.com)
- All-Freshman Third Team (Phil Steele Publications)
- Pac-10 All-Freshman (Sporting News)
- Pac-10 All-Academic First Team



## Andre Yruretagoyena

72 | offensive line  
redshirt freshman | 6-5 | 288  
Scottsdale, Ariz.  
Chaparral High School

**2011** — Worked as a member of the scout team.

**BEFORE OREGON** — A consensus four-star recruit, earning the distinction from Rivals.com, Scout.com, ESPN and 247Sports.com ... Ranked as the No. 7 prep offensive tackle by both ESPN and 247Sports.com, and rated No. 10 and No. 13 at his position by Rivals.com and Scout.com, respectively ... A member of the ESPN 150 (No. 102), competed in the Under Armour All-American game ... Considered the second-best prep recruit in the state of Arizona by 247Sports.com and fourth-best by Rivals.com ... PrepStar Magazine All-American ... Helped lead Chaparral High School to a perfect 14-0 season in 2010 and back-to-back Class 5A-II state championship under head coach Charlie Ragle ... Contributed to an offensive line that saw the Firebirds rush for nearly 3,700 yards (263 per game), 54 TDs and average more than 7.4 yards per carry ... An All-State selection, he was named to the Long Beach Post Telegram "Best in the West" first team ... Earned All-Region first team honors as a junior for the state champs, who compiled a 13-1 mark and rolled up nearly 270 rushing yards per game.

**PERSONAL** — Parents: Armando Yruretagoyena and Wendy Ruthrauff. Family: One brother, one sister. High School (Coach): Chaparral (Charlie Ragle), 2011. Major: Undeclared.

# COACHES





## Chip Kelly

head coach

three seasons | 34-6 (.850) | 25-2 Pac-10 (.926)

University of New Hampshire, 1990

In five short seasons, Chip Kelly has threatened to redefine the 116-year history of football at the University of Oregon.

It started in 2007 in his first year as the Ducks' offensive coordinator and has carried through his third season as the University's head coach. Throughout the duration has been the emergence of a program among the nation's elite behind the architect of one of the most prolific offenses in the country that has transformed the standard of college football.

No other coach in school history has guided the football team to three consecutive undisputed conference championships - a feat surpassed only twice in league history. And although nine coaches have accumulated more league titles than the Manchester, N.H. native, only USC's John Robinson succeeded in doing so as a first-year head coach.

In the process of accumulating a 34-6 ledger in his three seasons at the helm, the two-time conference coach of the year sandwiched a pair of Rose Bowl appearances around the 2011 BCS National Championship Game.

Accentuating the success was last year's 45-38 Rose Bowl win over Wisconsin.

In addition to accumulating a mark of 25-2 in league play, his .850 overall winning percentage is the highest in school history and his .926 percentage in conference play is the best in league annals.

Meteoric offenses have become synonymous with Kelly's Oregon coaching tenure as he has led the Ducks to their only two 12-win campaigns in school history (2010 and 2011). His teams have averaged 43.1 points, 489.4 yards of total offense and 273.1 rushing yards per game in the three seasons under his watchful eye, surpassing 40 points in 28 of 40 games. Since becoming associated with the Oregon offense five years ago, his teams have not ranked lower than sixth in the country in rushing, and have placed out of the nation's top-10 in scoring and total offense only once.

The Pac-10 Conference's first unbeaten regular-season champion in five years and a berth in the 2011 BCS National Championship Game rates among the program's historical highlights as Kelly was a near-unanimous national coach-of-the-year recipient in only his second season as a head coach.

Named Oregon's 30th head football coach in March 2009, Kelly has adopted a philosophy that was successful in eight seasons on the NCAA Football Championship Subdivision front (formerly Division I-AA) and has demonstrated few signs of slowing down at the top level of collegiate competition.

In 2009, Kelly proved that his explosive offense had yet to be figured out by opposing defensive coordinators. The Ducks ranked No. 8 in the nation in scoring and sixth in rushing.

A season later, Oregon improved those numbers behind first-year starting quarterback Darron Thomas, leading the country in scoring (47.0 ppg) and total offense (530.7 avg.), while finishing fourth nationally in rushing (286.2 avg.).

Oregon's up-tempo aggression on offense also has carried over to the defensive side of the ball as well.

A year ago, the Ducks ranked fifth in the country in quarterback sacks. In 2010, they ranked seventh nationally in pass efficiency defense, 12th in scoring defense (18.7), 27th in rushing defense (128.1) and 34th in total defense (346.0). In Pac-10 play, the Ducks ranked among the top two in rushing defense and scoring defense each of his first two years, and led the conference in pass efficiency defense in 2010.

Under Kelly's watch, LaMichael James became the school's first Doak Walker Award winner in 2010, awarded to college football's best running back. The nation's two-time rushing leader, who would become Oregon's first unanimous All-American and a Heisman Trophy finalist during his sophomore season, ran for a school-record 1,731 yards that season before returning to eclipse that mark with 1,805 yards last year.

Thirteen Ducks have earned first-team all-conference accolades and two - James in 2009 and De'Anthony Thomas in 2011 - were named the conference's Offensive Freshman of the Year during the Kelly head coaching era.

### The winner of five national coach-of-the-year awards in 2010, Kelly's .926 winning percentage in league play is the highest in conference history

The former New Hampshire offensive coordinator arrived at Oregon in 2007 and promptly solidified his position in UO lore by producing the highest scoring team and most yards of total offense in school history.

Under his guidance in '08, the Ducks were the Pac-10's best at running the ball (280.1 yards per game) for the third year in a row, scoring (41.9 points per game), and moving the football downfield (484.9 ypg total offense). UO ranked second nationally in rushing and was seventh in the country in two other offensive benchmarks. Three of the league's top 10 rushers wore green and yellow, including a tandem of 1,000-yard runners in Jeremiah Johnson and LeGarrette Blount.

That squad eclipsed 300 rushing yards in eight of 13 games, including one of 400-plus, while Kelly's offenses surpassed 50 points 14 times during his first three years. Included was an attack that produced an Oregon Pac-10 single-game record 694 yards of total offense in the 2008 Civil War victory over Oregon State. UO's 65 points that day against the Beavers were the most ever scored by the Ducks, or allowed by OSU, in a Pac-10 game.

Also during his second year in Eugene, the Ducks established school standards for touchdowns (71) and rushing touchdowns (47) on their way to a No. 9 (USA Today) national ranking. Oregon capped its top-10 run with a 42-31 win over No. 13 Oklahoma State in the Holiday Bowl - UO's second bowl victory in as many years with Kelly at the offensive controls.

Kelly's schemes on offense have been instrumental in highlighting the talents of a pair of Heisman Trophy candidates in quarterback Dennis Dixon in 2007 and running back LaMichael James in 2010.

Among the most impressive aspects of his Oregon success has been the staggering offensive numbers that have been produced by a different cast of headliners. In 2007, it was Dixon, running back Jonathan Stewart, wide receiver Jaison Williams and tight end Ed Dickson. In '08, dual running threats in Johnson and Blount complemented the talents of quarterback Jeremiah Masoli and four receivers who each caught more than 35 passes for 400 yards. In '09, it was Masoli and redshirt freshman LaMichael James who provided the highlights on offense.

Two years ago, the return of James was aided by running mate Kenjon Barner, wide receiver Jeff Maehl, as well as a first-year starting quarterback in Darron Thomas. David Paulson and De'Anthony Thomas joined James, Barner and the elder Thomas to provide the spark in 2011.

The program's recent plug-and-play success can be traced to Kelly's first season in Eugene, when Oregon was forced to start four different quarterbacks over the final four games due to injury in 2007. Kelly, then serving in dual roles as offensive coordinator and quarterbacks coach, tutored the final signal caller of that bunch, redshirt freshman Justin Roper, who turned in a near flawless performance in guiding the Ducks to a 56-21 Sun Bowl win over favored South Florida.

The 48-year-old Kelly served as New Hampshire's offensive coordinator and quarterbacks coach from 1999 through 2006, where his offenses averaged better than 400 yards of total offense in seven of his eight seasons and more than 30 points a game in his final four years. As a result, three Wildcat players received first-team All-America acclaim each of his last two seasons in the Granite State.

He was named the College Assistant Coach of the Year by the Gridiron Club of Greater Boston following the 2005 season in addition to being selected as "one of college football's hottest coaches" by American Football Monthly.

Kelly was elevated to offensive coordinator following two years as the Wildcats' offensive line coach (1997-98) and three seasons coaching the school's running backs (1994-96).

One of Kelly's pupils, quarterback Ricky Santos, was the recipient of the Walter Payton Award (awarded annually to the best offensive player in Division I-AA) in 2006 after finishing second in 2005.

While his acclaim may have resulted from his offensive prowess, Kelly also has three seasons of experience coaching on the defensive side of the football. Included was a one-year stint as defensive coordinator at Johns Hopkins (1993) between tenures at his alma mater.

The 1990 New Hampshire graduate (B.S. degree in physical education) broke into the coaching ranks that same year at Columbia University, where he served as freshman secondary and special teams coach. He assumed responsibility for the Lions' varsity outside linebackers and strong safeties the following year before returning to New Hampshire as running backs coach in 1992.

### KELLY'S HEAD COACHING RECORD

Year	School	Overall	Conference	Ranking
2009	Oregon	10-3	8-1 (1st)	11/11
2010	Oregon	12-1	9-0 (1st)	3/3
2011	Oregon	12-2	8-1 (1st)	4/4
<b>Career Totals</b>		<b>34-6 (.846)</b>	<b>25-2 (.926)</b>	

### CAREER RECORD VS. ALL OPPONENTS

Team	W	L
Arizona	3	0
Arizona State	3	0
Arkansas State	0	0
Auburn	0	1
Boise State	0	1
California	3	0
Colorado	1	0
Fresno State	0	0
LSU	0	1
Missouri State	1	0
Nevada	1	0
New Mexico	1	0
Ohio State	0	1
Oregon State	3	0
Portland State	1	0
Purdue	1	0
Stanford	2	1
Tennessee	1	0
Tennessee Tech	0	0
UCLA	3	0
USC	2	1
Utah	1	0
Washington	3	0
Washington State	3	0
Wisconsin	1	0





## Nick Aliotti

defensive coordinator  
21st season at Oregon  
UC Davis, 1976

There have been times when Oregon's defense may have been underestimated but thanks to the Ducks' veteran defensive coordinator and his staff, 2012 isn't expected to be one of those years.

Now in his third stint with the Ducks, Nick Aliotti is coming off a trio of seasons that many of the experts rate among his best.

Last season may not have been as statistically imposing as previous campaigns but Oregon's defenders rose to the challenge when needed. They relinquished only eight offensive touchdowns in the fourth quarter in 14 games.

Utilizing a philosophy of pressuring opposing offenses into making mistakes, the Ducks ranked fifth in the country in quarterback sacks (3.21 avg.) and tied for 19th nationally in turnovers gained (29).

Without generating the euphoria of the 1994 "Gang Green" defense that led Oregon to a Rose Bowl appearance, it was responsible for providing the spark early in the 2010 season before the offense gained momentum. Yet the only thing absent from that BCS Championship Game run may have been a catchy slogan.

Never has an Oregon defense allowed fewer points (243) during a 13-game season and you would have to go back to 1992 to uncover a defensive scoring average lower than that year's 18.7 points per game.

Coordinating a scheme which ranked seventh in the country in pass efficiency defense while yielding only 15 touchdown passes compared with 21 interceptions in 2010, the Ducks' defenders ranked seventh nationally in tackles for loss (7.5 avg.) and 12th in scoring defense (18.7 avg.). They also stood second in the country in turnovers gained (37).

For his efforts Aliotti was nominated for the Broyles Award, given to the nation's top collegiate assistant coach.

His 2009 defense stood among the top two teams in the conference in 10 major defensive categories in Pac-10 play, in addition to being ranked 14th in the country in sacks per game (2.77) and 25th in passing efficiency defense (112.30). UO was the Pac-10's best team in rushing defense (118.6 avg.), passing defense (197.4 avg.) and total defense (316.0 avg.) in league games, while allowing the fewest opponent touchdowns (23). The Ducks also allowed an average of only 11.6 points per game in their first five league appearances.

Continuing to mentor the Oregon defense with his familiar aggressive and innovative flair, the 36-year coaching veteran is one of the school's most popular assistants in recent memory. Returning to the position prior to the 1999 season where he enjoyed his greatest success, the energetic Aliotti has completed 20 overall campaigns with the Ducks (not including two years as a graduate assistant).

In addition to continuing to coordinate the program's defensive efforts, Aliotti added the responsibility of overseeing the program's strong side linebackers in 2009.

While he'll always be credited as a major contributor to the '94 conference championship campaign, his recent coaching efforts have been among his best despite an era that emphasizes offensive productivity.

Oregon produced its best regular-season stand against the run in seven years in 2010 with numbers that ranked tops in the Pac-10 (117.6 avg.) while also pacing the league in fewest third and fourth-down conversions.

In 2007, Oregon led the nation in tackles for loss (9.38 avg.) in addition to ranking third in red zone defense and tied for 15th in sacks (3.0 avg.) while leading the Pac-10 in turnover margin (18th nationally). His defenders led the conference in pass defense (20th in the country) in 2006 for the third time in seven seasons, and in total defense (357.7 avg.) in 2005 for the first time since 1958. The Ducks also gave

up their fewest yards of total defense (322.1 avg.) in 11 years in 2006, allowed their fewest points per game (23.2 avg.) in four years in 2005 and ranked 10th in the country in turnover margin, thanks in part to 23 interceptions (Oregon's best since 1968) -- the second-most in the country in 2005.

Employing a philosophy of focusing on opponents' running game, he helped Oregon rank 16th nationally against the run (107.1 avg.) in 2003. During the Ducks' Fiesta Bowl season of 2001, Oregon limited teams to 115.3 avg. on the ground -- its best since its 1994 Rose Bowl run -- while ranking second in the league. For his efforts that season, Aliotti was rewarded by being an AFLAC National Assistant Coach of the Year recipient.

Under his guidance, Oregon's defense has held at least five of its opponents at 100 yards or less per game rushing in seven of the last 12 years, including six foes below the century mark in 2008. However, few performances may have been more impressive than limiting No. 3 Michigan to a paltry -3 rushing yards in the 31-27 upset of the Wolverines in 2003. Another equally impressive performance included limiting the ground attack of Colorado to just 49 yards in the 2002 Fiesta Bowl triumph. In 2004, the Ducks' defense stood tall against Stanford, holding the Cardinal to -8 yards rushing in a 16-13 Oregon victory in Palo Alto, Calif.

The 58-year-old's additional career highlights include taking a unit ranked eighth in the Pac-10 in defense in the first year of his previous Oregon tenure in 1993 and molding it into one that ranked among the nation's top-20 defending the run (12th, 112.4 avg.), pass (14th) and in scoring defense (20th, 17.7 avg.). He also helped design defenses which finished among the top 20 nationally in one of four major defensive categories on 10 occasions.

During his Oregon tenure, he has mentored 29 defensive players selected in the NFL draft, including 2005 first-round pick Haloti Ngata.

After his departure following the school's first outright Pac-10 title ever and its first Rose Bowl appearance in 37 years, the Northern California native served as a defensive assistant and special teams coach with the St. Louis Rams from 1995-97.

Aliotti broke into the coaching ranks as running backs coach at his alma mater, UC Davis (1976), before beginning a two-year stint as a graduate assistant at Oregon (1978). His coaching tenure includes stops at Oregon State (1980-83) and Chico State (1984-87) before returning to Oregon as outside linebackers coach in 1988.

Following three years in the NFL, he returned to the collegiate ranks in 1998 as defensive coordinator at UCLA before returning to Eugene in 1999.

As a player, he was a three-year letterman as a running back at UC Davis, earning freshman team MVP honors in 1972 and Far Western Conference accolades his senior season.

Aliotti and his wife, Kathryn, are parents of one son, Michael, and one daughter, Nicole.





## Jerry Azzinaro

### defensive line

### fourth season at Oregon

### American International, 1981

It didn't take long for Oregon's newest assistant on the defensive side of the ball to quickly contribute to the fast-paced tempo that epitomizes the Ducks' style of play. In fact, it is the New York native's high energy style of coaching that often fuels the defensive line's pace by utilizing numerous players to provide a rotation that results in fresh legs in the trenches at all times.

Jerry Azzinaro has helped the Ducks to BCS bowls in each of his three years in Eugene, cobbling together productive fronts despite a lack of ideal depth during his first two campaigns.

At Oregon, he has made a habit of molding unrefined athletes into stellar forces in the trenches. A year ago, he was instrumental in the development of Dion Jordan, who emerged to earn first-team all-conference accolades after finishing the year fifth in the league in quarterback sacks. His tutelage also resulted in honorable mention acclaim for Taylor Hart and Terrell Turner.

In 2010, it was converted tight end Brandon Bair who was named a second-team Pac-10 all-conference choice, as did Kenny Rowe. Will Tukuafu was another product of Azzinaro's mentoring in 2009.

Azzinaro's group helped UO lead the conference in tackles for loss and turnover margin in 2010, ranking seventh nationally in both categories. Last year the Ducks led the Pac-12 in quarterback sacks (45) to rank fifth in the country, in addition to finishing third in TFLs.

Thanks to his charges, no conference side was better at preventing fourth down conversions in 2010, with opponents succeeding only 22.7 percent of the time - a mark that ranked fourth in the country.

Azzinaro made an immediate impact in 2009 after molding a skeleton crew along the defensive line into a cohesive unit that accounted for better than 63 percent of the quarterback sacks generated by a contingent that led the Pac-10 (36) and tied for 14th in the country.

Faced with the unenviable task of replacing all but one player in the position group with starting experience in his initial year at Oregon, "Coach Az" put together an aggressive fortress that was tops in the Pac-10 against the run in league play (118.6 avg.) and displayed inspiring fortitude in supplying goal-line stands in road wins against UCLA and Washington.

Azzinaro's charges were also the best in the conference at rushing the passer in 2009. The inspirational mentor coaxed a phenomenal year out of Rowe, who led the league with 11.5 sacks and took home defensive MVP honors from the Rose Bowl.

Hired in February 2009 shortly before Chip Kelly took over head coaching duties, the 30-year coaching veteran's career includes 10 seasons as a defensive coordinator and one year as a head coach. Most recently, he coached the defensive line at Marshall University in 2008 after serving in the same capacity at the University of New Hampshire in '07.

The fiery motivator brings with him the experience as defensive coordinator at Duke (2004-06), the University of Massachusetts (1994, '97) and American International College (1987-91) in Springfield, Mass., in addition to serving as head coach at NCAA Division III Western New England College (Springfield, Mass.) in 1986.

His coaching resume includes a stint as defensive line coach and recruiting coordinator at Syracuse from 1999-2003, where his pupils included All-American and NFL All-Pro defensive end Dwight Freney. As defensive line coach at Boston College (1995-96), Azzinaro tutored four linemen who signed NFL contracts.

The 54-year-old coaching veteran broke into the coaching profession as a graduate assistant at American International College in 1982 while simultaneously serving as head wrestling coach at Hopkins

Academy (Hadley, Mass.). He assumed the role as linebackers and running backs coach at Westfield (Mass.) State College in '85 before taking over the reins at Western New England College the following year.

After returning to his alma mater for a five-year stint, he began his first tour at Massachusetts in 1992, serving as linebackers coach and recruiting coordinator for two seasons before being elevated to defensive coordinator in '94.

He also coached the defensive line at the University of Maine in 1998.

A former linebacker at American International College who led his team in tackles his senior year, Azzinaro received his undergraduate degree in psychology in 1981 and his master's in educational psychology from there in 1985. Included among his accomplishments was achieving a brown belt in combat judo as well as being crowned a New England Golden Gloves heavyweight novice champion.

He and his wife, Alison Rourke, have a great dane, Zeus.





## Gary Campbell

### running backs

#### 30th season at Oregon

#### UCLA, 1973

Oregon's longest-tenured football coach in school history also is unsurpassed among the nation's Bowl Championship Subdivision active coaches with the longest continuous full-time service at one school. But more important than Gary Campbell's longevity has been his true passion for the players he mentors on and off the field.

What has resulted has been the most prolific rushing attack in school history as he enters his 30th season tutoring the Ducks' running backs.

His thorough comprehension of the running game in an age where throwing the football has become more fashionable has been vital to Oregon's unprecedented success as it led the conference in rushing each of the last six years. Furthermore, it has finished the year ranked among the top six in the country in rushing every year since 2007 while setting school single-season records three times in the last four years.

The Ducks ranked second in the country in rushing with 3,641 yards in 2008 (280.1 avg.) before setting the new school standard with 3,721 in 2010 (286.2 avg.). That was surpassed in 2011, with the program's stable of running backs tallying 4,189 yards. Last season's rushing average was fifth in the country after ranking fourth in 2010, as well as sixth in 2009 and 2007.

In the spring of 2010, Campbell, who has produced six 1,000-yard rushers over a five-year span, was named as one of the top 10 recruiters in the Pac-10 by Rivals.com.

Among the school's 14 players with at least one season of 1,000 or more rushing yards, Campbell has coached 12 of them, including LaMichael James, who became Oregon's most prolific ball carrier in school history a year ago. The school's first freshman ever to eclipse the 1,000-yard plateau (2009) and only three-time 1,000-yard rusher completed his career holding the Ducks' single-game (288 yards), one-season (1,805) and career (5,082) rushing records.

While it was Jonathan Stewart, who broke the school's 10-year-old single-season rushing mark with 1,722 yards in 2007, "Coach Cam" oversaw James' sophomore season in 2010, when the Heisman Trophy finalist broke Stewart's UO record with 1,731 yards of his own.

James became the first player in conference history to eclipse 1,500 yards in three separate seasons.

In addition, Campbell twice has tutored a pair of 1,000-yard rushers in the same season since 2001, as well as three conference rushing champions in James (2010 and 2011), Stewart (2007) and Saladin McCullough (1997).

James not only became Oregon's first NCAA rushing champion (144.3 avg.) in 2010, he became the school's first Doak Walker Award winner as the nation's top running back as well as the University's top Heisman Award finisher (3rd) in program history.

Running backs have rushed for 100 yards or more 51 times over the past five years, a feat the position has produced 104 times since 1997.

After spending the off-season prior to 2007 administering innovative vision drills with Stewart, his prize pupil shattered the former single-season rushing record by nearly 400 yards and featured two games of more than 250 yards - the third and fourth highest single-game totals in school history. The junior also became the first Duck to surpass 2,000 all-purpose yards in a season, finishing with 2,481.

But he has prided himself in the expansion of his pupils' talents beyond that of just running with the football. Campbell's players tend to develop versatility, as evidenced by a pair of his 1,000-yard rushers tallying more than 50 receptions in one year. No better example of that flexibility can be offered than Terrence Whitehead. In 2004,

Whitehead rushed for 1,144 yards, good for second in the Pac-10. The following season, his talents as a receiver were utilized as an extension of the Ducks' running game as the program's third-leading rusher of all time caught 52 passes for 490 yards to complement his 679 yards on the ground. He became only the second player in school history to accumulate 100 or more yards rushing and receiving in the same game.

In addition to his responsibilities coaching Oregon's running backs, Campbell was in charge of the team's kickoff return game in 2005, which led the Pac-10 (9th in the country) as well as featured the nation's top individual kickoff returner in Stewart (33.67 avg.).

Campbell's tutelage helped Onterrio Smith (2001, '02), Maurice Morris (2000, '01) and Reuben Droughns (1999) become the seventh, eighth and ninth 1,000-yard rushers in Oregon history -- the first time the Ducks ever boasted of consecutive 1,000-yard ground-gainers. Droughns and Smith were honored as his fourth and fifth, first-team all-conference pupils in 1999 and 2002. Morris, a second-round NFL pick in 2002, became the first back-to-back 1,000-yard rusher in school history, followed by Smith (2001-02) and James (2009-10-11).

The Ennis, Texas, native's efforts have been extremely visible in the school's record books as 15 of the Ducks' top-17 single-season rushing totals have been recorded by Campbell protégés. Campbell's backs also own Oregon's top seven career rushing marks.

A proponent of the importance of developing running backs' all-around game, he successfully tutored the school's first conference rushing champion in 26 years in McCullough. One of the Ducks' best tailbacks also established a school record by rushing for 15 TDs in only seven games in 1996 and equaled a Pac-10 record with five touchdowns in one outing. The former standard was bettered in 2008 when LeGarrette Blount ran for 17 touchdowns, and again with James' 21 rushing scores in 2010.

In 1995, Campbell brought the potentially outstanding career of senior tailback Ricky Whittle to fruition. Whittle crushed Oregon's one season all-purpose yardage record prior to McCullough bettering it, and became the program's first running back ever to haul in 50 passes.

In 1998, he honed the talents of Droughns into becoming the first player in school history to rush for better than 200 yards in more than one game in the same season before injuries halted his ascension as one of the nation's best.

A former starting fullback at UCLA, the 61-year-old Campbell came to Oregon in 1983 after one season at Pacific. In addition to his playing days at UCLA in the early 1970s, where he scored two touchdowns in one of Oregon's biggest victories ever (1970, 41-40), he was a graduate assistant for the Bruins in 1976-78.

Campbell and his wife, Lolola, have three daughters, Phillis McKinney, Traci and Janee; and one son, Bryan.





## Scott Frost

### wide receivers

### fourth season at Oregon

### University of Nebraska, 1997

Scott Frost joined the Oregon coaching staff as its wide receivers coach on Jan. 26, 2009, with the hopes of utilizing his experience as a national championship quarterback as well as a six-year NFL veteran. Oregon's track record since that point - a 34-6 mark with three conference titles and a trio of BCS bowl appearances - has left little doubt in regards to the role he has played in the program's unprecedented success.

The Lincoln, Neb., native has displayed the versatility to adapt to situations that run the gamut from refining the talents of proven commodities to tutoring less experienced pupils. As a result, Oregon benefitted from Frost's penchant to improvise a year ago despite the loss of his top two wide receivers from 2010 and the absence of a conventional home-run threat.

The Ducks relatively inexperienced receiving corps responded by accumulating only 12 fewer catches and 48 less yards in 2011 than the previous year. In addition, three of his departed wide receivers during his Oregon tenure have been invited into NFL camps.

Yet one of his biggest contributions was importing a mentality instilled as a defender as well as the moxie of a national championship competitor. He has been instrumental in instituting a toughness among his receivers that enhanced their ability as downfield blockers, which has contributed to the success of the Ducks' running game.

While Oregon returned a trio starting wide receivers heading into the 2010 season, Frost played a vital role in improving the receiving production of all three while further honing their blocking skills. One result was a breakout year for Jeff Maehl, who became a first-team all-conference choice and set the Ducks' single-season record with 12 touchdown catches, tied the single-season mark with 77 receptions and finished his career as the program's first 1,000-yard receiver in five seasons.

In 2009, he inherited one of the Ducks' most inexperienced units and enhanced its development into a reliable corps, helping Maehl and D.J. Davis become every-down players who could be relied upon to make plays both catching the football and blocking downfield.

However he successfully navigated one of his more challenging situations in 2011. Molding a wide receiver contingent that boasted of only two players who had accumulated as many as 10 career catches at the Division I level, he helped devise schemes that would result in the Ducks accounting for 30 or more touchdowns through the air for only the fourth time in school history.

As a collegiate standout, Frost quarterbacked the University of Nebraska to the 1997 national championship and a 42-17 Orange Bowl win over Tennessee.

The 37-year-old Frost was tutored by some of the legendary football coaching minds of all time, including Stanford's Bill Walsh, Nebraska's Tom Osborne and the New York Jets' Bill Parcells.

He possesses a unique array of experience as a standout collegiate quarterback who also has a coaching background that encompasses the defensive side of the ball, as well as special teams.

After quarterbacking the Huskers to an unblemished 13-0 record in 1997, the second-team all-Big 12 Conference standout broke into the coaching ranks as a graduate assistant at his alma mater in 2002 before filling the same role at Kansas State in 2006. He then migrated to Northern Iowa in 2007 in a full-time role, working on the defensive side of the football as linebackers coach before being elevated as the Panthers' co-defensive coordinator one year later.

The Panthers finished the 2008 season tied for third in the Football Championship Subdivision in takeaways (40) and ninth in the country

in scoring defense (17.7 ppg) in his final year at the school, dropping a 21-20 decision to Richmond in the national championship semifinals. In 2007, Northern Iowa finished sixth in the country against the run (91.0 avg.) and seventh in scoring defense (16.9 avg.).

UNI completed the 2008 season with a 12-3 record, leading the Missouri Valley Football Conference in rushing defense (107.1 avg.) and scoring defense, after posting a 12-1 mark in 2007.

He is no stranger to the West Coast as he began his collegiate career as a two-year letterman at Stanford in 1993 and '94 before transferring to Nebraska in 1995. The Huskers' two-year starter and 1997 Johnny Unitas Golden Arm Award finalist quarterbacked teams to a 24-2 record while completing 192 of 359 passes for 2,677 yards and 18 career touchdowns. Included was a senior season in which he became only the 10th player in college football history to both run (1,095 yds.) and pass (1,237 yds.) for 1,000 yards in a single season.

His 2,332 yards of total offense fell one yard shy of what was then the school's single-season record set in 1971.

Following his collegiate career, Frost was selected in the third round (67th overall) of the 1998 NFL Draft by the New York Jets, where he played safety and special teams from 1998-2000. His professional football career included stops in Cleveland (2001), Green Bay (2001-02) and Tampa Bay (2004).

The two-time first-team academic all-conference choice and 1997 second-team Academic All-American graduated with a B.A. degree in finance from Nebraska in 1997.





## Steve Greatwood

running game coordinator  
26th season at Oregon  
University of Oregon, 1980

Steve Greatwood is in the midst of his 21st season coaching Oregon's offensive line, as well as his 26th year on the Ducks' coaching staff.

The 30-year coaching veteran and Eugene native, who has logged more than a quarter century at his alma mater, returned to Oregon as its defensive line coach prior to the 2000 season following a five-year hiatus, two of which he spent coaching in the NFL.

The 54-year-old Greatwood was an integral part of Oregon's coaching staff for the first 13 seasons of his career (not including two years as an Oregon graduate assistant) that concluded with a berth in the 1995 Rose Bowl, and concentrated his efforts on the offensive line from 1982-94.

In addition to his O-line duties, he assumed the additional responsibilities as the team's running game coordinator in 2009 while playing a major role in the program establishing school rushing records in three of the past four years. In addition to helping spearhead the Ducks' six consecutive conference rushing titles, Oregon's 227 rushing touchdowns ranks second nationally in the FBS during that same span..

From a statistical standpoint, it could be argued that Greatwood's 2010 and '11 interior offensive fronts were among the best in school history. Oregon ranked fourth nationally in rushing (286.2 avg.) thanks to a school-record 3,721 yards two years ago. In addition, the Ducks allowed a meager 10 sacks in 13 games (0.77 avg.) in 2010, which ranked seventh in the nation.

But in 2011, his charges performed even better. Replacing three starters in the trenches, the Ducks surpassed that output, following up with 4,189 yards on the ground (299.2 avg.) to finish fifth in the country while allowing only 14 quarterback sacks in 14 games.

The 2008 interior line wasn't too shabby either, ranking second nationally in rushing (280.1 avg.), leading the Pac-10 for the third time in as many years and setting a team standard with 3,641 yards on the ground. Oregon also finished second in the league in fewest quarterback sacks allowed (20) that season.

For his efforts, Greatwood was singled out as the nation's college football Assistant Coach of the Year by FootballScoop.com following the 2008 campaign, in addition to being previously praised as one the top assistant coaches in the country by Rivals.com.

Yet 2009 has to rank among his more gratifying years as watched over a rebuilt unit that had lost three of its standouts to the NFL and molded an ever-improving interior line that played a major role in the Ducks' leading the Pac-10 in rushing offense for the fourth-straight season.

One of the nation's most underrated technicians, the former Oregon standout tutored two-time All-American Max Unger, who was chosen in the second round of the 2009 NFL Draft by Seattle. Unger was one of four Oregon offensive linemen drafted into the NFL over the past five years.

In addition to the Ducks first setting a single-season rushing record in 2007, they established a single-game record 465 yards on the ground at Washington, which was later eclipsed with 528 rushing yards vs. Portland State in 2010.

During the 2006 season, the Ducks allowed only 16 sacks to place second in the league in fewest sacks allowed, as his unit played a big part in Oregon leading the league in rushing (182.2 avg.) for the first time since 1955.

His return on the offensive line in 2005 paid immediate dividends as he molded a relatively inexperienced group that included only two returning starters into one that was forced to quickly adapt to a new offensive scheme. The result was an offense which improved from

10th to third in the Pacific-10 Conference in quarterback sacks allowed (20) as well as ranked among the top 20 in the country in three of four major offensive categories.

While overseeing the defensive line in 2004, the Ducks held their opponents to 122.1 yards per game on the ground - the fifth consecutive season under Greatwood the UO defensive line has helped hold its opponents under 125 yards per game rushing.

In 2003, the Duck defensive line helped post a No. 16th national ranking against the run (107.1 ypg.), highlighted by a trio of all-league defensive linemen. Both Igor Olshansky and Junior Siavii were drafted in the second round of the 2004 NFL draft.

Oregon's rushing defense ranked first in the conference in 2000 (118.2 avg.) and second in 2001 (115.3 avg.), while the 2002 unit allowed 118.2 yards per game to rank 25th nationally.

Greatwood's defensive lines held opponents to negative rushing yards on four occasions in the five seasons, including -3 net yards by No. 3 Michigan in 2003, and limited a Colorado team that came into the 2002 Fiesta Bowl ranked eighth in the country in rushing (228.5 avg.) to only 49 yards.

Following the 1994 season and Oregon's Pacific-10 Conference championship, Greatwood departed with former Ducks' head coach Rich Brooks to coach the offensive line and tight ends with the St. Louis Rams. He rejoined the collegiate ranks in 1997 at Maryland before returning to the West Coast the following year and heading the offensive line at USC. During his stay with the Trojans, he aided in the development of two-time all-conference lineman and All-American Travis Claridge.

In addition to his various coaching duties along the offensive line, Greatwood spent all but one year of his previous stint as a full-time Oregon assistant also tutoring the team's tight ends.

The former Churchill High School standout completed his playing career with an appearance in the Hula Bowl in 1980 and was the recipient of the Bob Officer Award, given to the Oregon player who makes a major contribution to the success of the program despite physical adversity. Greatwood later signed as a free agent with the San Francisco 49ers before initiating his coaching career as the Ducks' defensive graduate assistant for two years.

Greatwood has three daughters - Kallie, Emmy and Tessa.





## Mark Helfrich

offensive coordinator | quarterbacks  
fourth season at Oregon  
Southern Oregon University, 1996

In just three full years on the staff, Mark Helfrich has wasted little time in putting his stamp on the school's offensive success. Not only has he demonstrated ability as a top strategist, he has proven invaluable as a quarterback tutor.

It hasn't taken others long to recognize his value as he was named by FootballScoop as its 2010 national quarterbacks coach of the year in addition to being one of three finalists as its national offensive coordinator of the year honor.

At the forefront of the 38-year-old's proficiency was the development of an inexperienced starting quarterback into a second-team Pacific-10 Conference all-league choice as a sophomore in 2010. Darron Thomas finished second in the conference in passing efficiency and third in total offense (250.8 avg.) while ranking second in the Pac-10 (13th nationally) in most points accounted for (16.5 per game) as a first-year starter.

Thomas' efficiency would only get better with a year of experience under his belt as he rose to 11th nationally while completing 33 passes for touchdowns compared to only seven interceptions a year ago.

In fact, Thomas became the school's first signal-caller ever to complete more than 30 touchdowns in one season on two separate occasions, finishing his collegiate career with a school-record 66 TD strikes.

The Ducks' former graduate assistant coach (1997), who spent the previous three seasons in an identical role at the University of Colorado, brought with him 11 years of experience coaching quarterbacks at the NCAA Bowl Subdivision level (formerly Division I) at Boise State (1998-2000), Arizona State (2001-05) and Colorado (2006-08), and concentrated his efforts on improving the efficiency of the Ducks' passing attack.

The affable Oregon native wasted little time in substantiating the notion that he is one of the nation's bright young offensive minds. Oregon has led the Pac-10 in scoring offense each of his first three years back in his home state, ranking seventh, first and third in the country from 2009 through 2011, respectively. He also contributed to the development of quarterback Jeremiah Masoli, who was selected a second-team Pac-10 all-conference honoree as well as voted as a co-recipient of the Ducks' Most Outstanding Player award following the '09 season.

Helfrich's pupils gained some of their greatest acclaim during his tenure at Arizona State under former Oregon offensive coordinator Dirk Koetter, who elevated Helfrich to passing game coordinator in 2003. During his five-year stint in Tempe, Arizona State blossomed into one of the top passing teams in the country. In his final season there, the Sun Devils finished third in the NCAA and led the Pac-10 in passing yards per game (373.9 avg.). ASU posted a school-record 4,481 yards passing that season to elevate its five-year total to 18,686 yards (306.3 avg.) during his stay.

His quarterbacks put up numbers that ranked in the top three of the Pac-10 all five years he was there, leading the league twice (2004, 2005) and finishing second in 2001. His units also finished among the top 10 in the NCAA on three different occasions, as ASU was ranked fifth nationally in 2004 and ninth in 2002 before the school's highest finish ever with the third-place effort in 2005.

Ranking as the third-youngest offensive coordinator in the nation at Colorado in 2008 (and the youngest at a BCS school), Helfrich's offense's were marked by improvement each of his first two seasons in Boulder, with the Buffaloes' 5-7 record highlighted by a 17-14 overtime win over West Virginia his final year there.

His first Colorado offense averaged 4.5 yards per carry and featured

three different players rushing for 500 yards or more for just the 10th time in school history. His 2007 team was just the third in school history to gain 1,000 yards on offense more than the previous season in the same number of games, and scored 30 or more points five times in a season for the first time since 2002.

At Arizona State, he played a significant role in the development of quarterback Andrew Walter, who set school records for both career (85) and single-season touchdowns (30) in addition to shattering the previous Pac-10 record for career touchdown passes, previously set by Stanford's John Elway (77). One of only two players in ASU history to tally 3,000 passing yards in a season, Walter did it for a third time in 2004 with a best of 3,150 yards.

Walter, a third-round NFL draft pick by the Oakland Raiders in 2005, finished his collegiate career as the Sun Devils' career record holder in nearly every passing category, in addition to total offense. When Walter missed the 2004 Sun Bowl against Purdue with an injury, Helfrich tutored sophomore understudy Sam Keller to the game's MVP honors.

Working three years as the quarterback coach at Boise State, he tutored one of school's all-time greats in Bart Hendricks, the 1999 and 2000 Big West Conference Player of the Year. In 2000, he guided the Broncos to the country's fourth-best passing offense with 321.5 yards per game.

Helfrich graduated with a bachelor's degree in biology from Southern Oregon University in 1996, where he lettered four years at quarterback. He was an NAIA Scholar-Athlete as a sophomore in 1993, leading the nation in total offense while earning NAIA honorable mention All-America accolades and first-team Columbia Football Association honors in the process. That season, he accumulated 3,196 yards of total offense, including 2,712 passing (23 touchdowns) and 484 rushing (three scores), and topped the 400-yard mark in single-game total offense three times.

He began his coaching career as running backs coach at his alma mater in 1996 before playing and coaching (offensive coordinator) in Europe with the Vienna (Austria) Vikings in the winter of 1997.

Born in Medford, the 1992 Marshfield (Coos Bay) High School graduate and his wife, Megan, are the parents of one son, Max, and one daughter, Maggie.





## John Neal

### secondary

#### 10th season at Oregon

#### Brigham Young University, 1980

John Neal, who has accumulated 30 years of experience tutoring defensive secondaries in the Pac-10, SEC, Conference USA and WAC, is now engaged in his 10th season with Oregon.

The personable Mountain View, Calif., native has fostered an aggressive mentality amongst his players at every place he has coached that is conducive to his defenders focusing on the football as much as opponents' receivers. The result has been the building of secondaries that have been among the nation's leaders in interceptions while producing numerous NFL draft picks, including four over the past four seasons. One of those picks - Jairus Byrd - led the NFL with nine interceptions as a rookie with the Buffalo Bills in 2009.

During Oregon's BCS National Championship Game run in 2010, the Ducks ranked sixth in the country with 21 interceptions as secondary mates John Boyett (5) and Cliff Harris (6) combined for 11. Harris led the Pac-10 in picks and also paced the country in passes defended (23) while earning second-team All-America honors at cornerback. UO's other corner, Talmadge Jackson III, was named first-team all-conference.

It was Neal's expertise that assisted the conversion of Eddie Pleasant from outside linebacker to a first-team all-conference choice at rover in 2011, as well as aided the progression of Boyett, who has led the Ducks in tackles two of the past three years. The fourth-year starter entered the 2012 season as a candidate for the Bednarik Award as the nation's top defensive player.

Neal's 2010 charges also played a large role in Oregon ranking seventh nationally in pass efficiency defense (104.00), 12th in scoring defense (18.69) and 20th in opponent 3rd down conversions (35.07%).

What made 2009 remarkable in Eugene was the fact Neal had to develop a secondary without two of its top three expectant stalwarts at cornerback with the season-ending injuries to Walter Thurmond III and Willie Gasper in the first half of the season. Yet Talmadge Jackson III tied for fourth in the Pac-10 in interceptions (4) and sixth in passes defended (0.83 avg.).

Neal has been instrumental in teaching the art of the takeaways and has the numbers to prove it. Oregon's defense has finished among the top three in the conference in interceptions five of the past seven years while ranking third or better in the league in pass efficiency defense six times during that same span.

The Ducks' 20 interceptions in 2007 were the second-most among Pac-10 schools and tied for tenth in the nation, while Byrd tied for ninth (0.54 avg.) among individuals. Neal's defensive backs were a large factor in UO's top Pac-10 ranking in turnover margin (0.69 avg., 18th nationally), after a second-to-last finish in that statistic in 2006.

Oregon finished second in the country with 23 interceptions in 2005, marking the program's most thefts in 37 years, as well as the Pac-10 Conference's runner-up in pass efficiency defense (26th nationally). Neal played a major role in the Ducks leading the league in total defense for the first time since 1958 as well as pass defense for the second straight year in 2006.

He has been credited with much of the development of his players as well, with at least five members of the secondary earning all-conference honors in the past seven seasons. Byrd and Patrick Chung were both named first-team Pac-10 all-conference choices in 2008 - the first time in 14 years the Ducks have been accorded more than one first-team league honoree in the secondary in the same year - increasing his number of first-team Pac-10 pupils to five. Chung attracted All-America attention in each of his final two seasons.

In Neal's first two years at Oregon, the Ducks' pass defense improved

from a 291.2 avg. in 2002 to 216.8 avg. in 2004. Another vast improvement was the team's pass efficiency defense, ranking 46th (120.7, 2003) and 57th (121.8, 2004) nationally after landing at 102nd (140.8) in 2002.

Prior to arriving at Oregon during the spring of 2003, the 55-year-old Neal spent eight seasons coaching the defensive backs at Alabama-Birmingham. He served as defensive coordinator his last two seasons at UAB, where the Blazers ranked fifth in the country in total defense in 2001 (265.9 avg.). UAB was also among the national defensive leaders in 2000, ranking ninth in the country in scoring defense and 11th in total defense.

Helping UAB upgrade from the NCAA Division I-AA level to full I-A status in Conference USA, Neal assisted in building the Blazers' program in many ways aside from his work on the field. He volunteered to be the team's recruiting coordinator, a position he held for six years. He also assumed duties with UAB's special teams, instructing punters, the punt return team and kick return team at some point during his eight-year tenure. The Blazers blocked nine punts, returning five for touchdowns, during a two-year span from 1999-2000.

Before moving to UAB in 1995, Neal served as secondary coach at Mississippi from 1992-94. His 1993 squad led the nation in total defense (234.5 avg.) and ranked third against the pass while allowing the fewest touchdown passes in the country (5). The Rebels finished sixth nationally in pass defense while leading the SEC in 1994.

Neal sandwiched a pair of stints as defensive coordinator at Pacific (1990-91) and East Tennessee State (1986) around a three-year tenure as defensive backs coach at Oregon State (1987-89). The Beavers ranked second in the Pac-10 in pass defense in 1987 (183.3 avg.).

The 1980 Brigham Young graduate earned all-WAC honors at defensive back as a senior in 1979. He transferred to BYU after playing two seasons at Foothill Junior College (Los Altos Hills, Calif.).

He broke into the coaching profession as a graduate assistant at his alma mater in the spring of 1980 before moving to New Mexico to coach the Lobos' junior varsity team that fall. Neal was elevated to full-time assistant coach at New Mexico in 1981, where he coached linebackers and defensive backs through the 1985 campaign.

Neal and his wife, Jan, are the parents of one son, Casey, and two daughters, Caitlin and Christin.





## Tom Osborne

special teams coordinator | tight ends  
12th season at Oregon  
Washington State University, 1983

Tom Osborne returned for a second stint with the Ducks prior to the 2007 season, with the special teams coordinator and tight ends coach restoring the levels of productivity and energy of his areas to that prior to his 2000 hiatus.

It didn't take long for "Coach Oz" to make his presence felt, lifting Oregon's units on special teams out of the bottom ranks of the Pac-10 statistical standings during the 2007 season's 9-4 campaign.

Throughout his career, Osborne has been instrumental in the development of 17 All-Americans, 17 first-team all-conference standouts and 15 second-team all-league honorees in his 31 years as a college coach. He was one of three finalists for the FootballScoop Special Teams Coordinator of the Year award in 2010.

Yet his role tutoring tight ends has not taken a back seat, as evidenced by CBSsports.com naming him one of the top five tight end coaches in the country in June of 2008. Within his last 17 seasons of his coaching career, Osborne has tutored nine tight ends who have made their way into the NFL.

In the first season following his return, the Ducks placed second in the conference in kickoff returns (23.96 avg., 14th nationally), fourth in kickoff coverage (42.9 net avg.) and ranked fifth in net punting (36.69 avg., 34th in the nation). Andiel Brown led the Pac-10 in punt returns (10.41 avg.) and Jonathan Stewart was third in kick returns (26.70 avg.).

The special teams success has continued ever since. Last season, Oregon led the nation in punting (41.5 avg.). It also finished 11th in the country in kickoff returns (24.9 avg.), with freshman De'Anthony Thomas ranking 10th individually (27.3 avg.), while the Ducks were 25th nationally in kickoff return coverage.

In 2009, Oregon finished 10th nationally in kickoff returns (24.9 avg.), and 2010 saw significant performances by nearly every phase of special teams play. The Ducks finished second in the nation in punt returns (16.98 avg.), ranked 12th in the country in kickoff coverage (19.28 avg.) and 30th in net punting (37.88 avg.). Individually, Cliff Harris rated second in the country in punt returns (18.83 avg.), while Jackson Rice improved his punting average from 40.5 yards per kick to 42.28 from his freshman year to the next. The '10 punt return team produced five touchdowns, including four by Harris.

He also oversaw the development of 2009 first-team all-conference tight end Ed Dickson, who became Oregon's all-time leader in receptions (124) and yards (1,557) at the position prior to his selection in the third round of the 2010 NFL Draft by the Baltimore Ravens. Osborne followed that up by tutoring tight end David Paulson into becoming a first-team all-conference choice in his first year as Dickson's successor.

As a sophomore Dickson was the team's second-leading receiver with 43 receptions, 453 yards and three touchdowns. He improved his productivity as a junior with 508 receiving yards, while he accumulated 42 catches for 551 yards and six TDs in his final year to earn first-team Pac-10 all-conference honors.

Paulson led his team with a 14.1 yards-per-catch average among teammates who posted 10 or more catches in 2011.

In addition to UO's kickoff return success in 2009, he also played an increased role in the development of the Ducks' kickers, as Morgan Flint was successful on better than 88 percent of his field goal attempts.

Before returning to Eugene for a second stay, Osborne had spent six seasons as the assistant head coach, special teams coordinator and tight ends coach at Arizona State, after coordinating Oregon's special teams and tutoring its tight ends from 1995 through 2000. During his tenure with the Sun Devils, Osborne's units blocked 11 punts.

Osborne was named the Division IA National Special Teams Coordinator of the Year by American Football Coaches Monthly Magazine following the 2003 season. His success in placing a high priority on the different phases of the kicking game has been well documented.

He coached the only team in ASU history to have both the punt return and kickoff return units rank among the top 10 in the nation in the same year (2005). In addition, he oversaw the only team in the nation to have back-to-back years ranked in the top 10 in kickoff returns (2005 and 2006).

His Sun Devils led the Pac-10 in kickoff coverage (16th nationally) in 2004 and ranked No. 2 in the country in kickoff returns in 2006. ASU also ranked among the top 27 in the nation in net punting four of his six seasons.

At ASU, Zach Miller earned first-team All-America honors in 2006 after catching 50 passes for 484 yards and four touchdowns. Over three seasons, ASU's all-time receptions leader at the position caught more passes (144) than any other tight end in the country while his yardage (1,512) was second nationally during that span.

Under Osborne's supervision, Oregon's special teams play during his first tour of duty was arguably the best in the Pac-10, if not the country. The Ducks ranked either first or second in the Pac-10 in kickoff coverage each of his six seasons, among the top three in kickoff returns five of six years and among the top three in net punting on four occasions. Before departing Eugene in 2000, Oregon led the league in kickoff coverage (17.04 avg.), kickoff returns (22.5 avg.) and net punting (37.7 avg.).

From a statistical standpoint, Osborne also coached Oregon's top three tight ends of all time (Josh Wilcox - 103 receptions, Blake Spence - 92 catches, and Dickson). During his first six years, the Ducks' tight ends annually averaged close to 50 catches for 700 yards and seven touchdowns. Wilcox, Spence, Jed Weaver and Justin Peelle each received all-conference and All-America attention.

Prior to joining the Oregon staff, the Washington native coached running backs and tight ends at Boise State for two seasons (1993-94) and coached at Portland State from 1986-92.

The 1983 Washington State graduate and former wide receiver served as a student coach for the Cougars (1981-82) as well as a graduate assistant (1983-85) at his alma mater.

Osborne (9/27/60) and his wife, Monica, have one son, Tyler, and one daughter, Ashley.





## Don Pllum

### linebackers

#### 20th season at Oregon

#### University of Oregon, 1985

Few coaches have been as successful developing talent as Don Pllum, who also continues to be involved in much of the program's recruiting efforts in addition to coaching the team's middle and weak-side linebackers.

Possessing 32 years of expertise in the realm of collegiate athletics as a player, coach and administrator, he completed his playing career with the Ducks in 1984. The former starting linebacker embarked on his 23-year post-undergraduate association with his alma mater as a graduate assistant coach the following year. Since then, his Oregon tenure has covered a number of responsibilities, including recruiting coordinator as well as 20 years of coaching Oregon's linebackers, safeties and defensive line. He has remained at Oregon ever since, with the exception of a one-year stint as defensive line coach, strength coach and academic coordinator at Willamette University (1987), as well as three years coordinating the recruiting efforts and serving as assistant athletic director for student services at the University of California (1990-92).

The lure of responsibilities on the field became too much to resist and Oregon couldn't be happier. No team was better against the run in conference games during the Ducks' 2009 Rose Bowl run, thanks in part to a group of linebackers. Pac-10 foes averaged only 118.6 rushing yards per contest in addition to Oregon's league-best total defense in Pac-10 play (316.0 avg.).

Two of his pupils - Casey Matthews and Spencer Paysinger - shared honors as the Ducks' second-leading tacklers that year before Matthews elevated his status as the team's top tackler in 2010.

Both players took their talents to the NFL in 2011.

Pllum successfully molded a deep linebacking corps during UO's BCS National Championship Game run in 2010 as six of his players finished among the team's top 15 tacklers.

His group was instrumental in Oregon ranking 12th in the country in scoring defense (18.69 avg.) in 2010, as well as 27th in rushing defense (128.08 avg.).

A year ago, Michael Clay finished second in the Pac-12 in tackles (9.3 avg.), Dewitt Stuckey was third on the team in stops and Josh Kaddu was drafted in the fifth round of the NFL draft by Miami. Yet his influence over the program's success runs much deeper than just that of statistics.

Pllum has developed a knack for bringing out the best from his players while concerning himself with their development aside from football as well. His players have led Oregon's defense in quarterback sacks eight times, including 26 of the Ducks' 38 sacks in 1999 by the defensive front four. Duck fans also fondly remember an inexperienced group prior to the 1994 campaign that keyed back-to-back New Year's Day bowl appearances following the 1994 and '95 campaigns.

In the last three years, he has implemented one of the Ducks' deepest linebacking corps in recent memory which included Kaddu and Matthews as first-team all-conference picks in 2011 and '10, respectively.

Yet few of his accomplishments could be any more rewarding than in 2005 when he transformed a unit which included only one returnee with any significant line-of-scrimmage experience at the major college level. What resulted was a group that helped Oregon lead the Pac-10 Conference in total defense and pass defense, in addition to finishing third in scoring defense. While his trio of 2005 starters began the season accumulating only 89 tackles during their Oregon careers, they tallied 207 between them that year alone.

Included was second-team all-conference outside linebacker

Anthony Trucks, who led the team with 99 tackles en route to pacing the Pac-10 in quarterback sacks (11, tied for 8th in the nation), tackles for loss (15.5) and forced fumbles (5, tied for 7th nationally). In all, Pllum has been credited with much of the development for 24 Pac-10 all-league honorees in the last 18 seasons, including 2002 NFL draft choice Wesly Mallard.

One of Oregon's most popular former players, Pllum returned to coaching on a full-time basis in 1993 following six years as a recruiting coordinator in the Pac-10.

Pllum was responsible with assembling outstanding recruiting classes with Oregon and California, and has been responsible for directing some of the Ducks' best recruiting efforts in school history since his return. His recruiting efforts helped land him on the list among the nation's top 25 recruiters by Rivals.com after Oregon's 2007 recruiting class was ranked 11th in the country.

The 50-year-old Banning, Calif., native was a graduate assistant at Oregon for two years while completing an advanced degree in telecommunications and film, coaching the tight ends, and assembling the scout teams. He also has completed work toward his Ph.D.

Pllum and his wife, Marla, reside in Eugene.





## Jim Radcliffe

strength & conditioning  
28th season at Oregon  
Pacific University, 1980

One of the most overlooked elements in the success of Oregon's student-athletes is Jim Radcliffe, now in his 26th year as the school's head strength and conditioning coach and 28th overall. He not only plays a significant role in the Ducks' football program as the designer of the year-round conditioning calendar but also has been quick to aid the athletic development of athletes in all sports.

While he has long been one of the integral components to the program's success – as often credited by both past and present Oregon student-athletes – his work and innovation are now recognized as one of the overwhelming contributions to the fast pace the football team has employed the past two years to eventually fatigue the opposition.

He was named one of three national finalists for last year's FootballScoop Strength and Conditioning Coach of the Year award.

Radcliffe, who guided the receivers during much of the 1999 fall camp, furnishes the student-athletes with a wide variety of exercise through weight training and lifting systems, and is a noted authority in the field of exercises dealing with the improvement of speed and quickness.

The native of McCloud, Calif., became assistant strength coach at Oregon in 1985, a position he held for two years before assuming the direction over his specialty.

Radcliffe taught and coached a variety of sports and was the athletic trainer for four years at Aloha (OR) High School from 1980-83.

He then did graduate study at Colorado and worked in private business prior to joining the Ducks' staff. Graduating from Pacific (OR) with a degree in physical education and health in 1980, he played four seasons at defensive back and was captain of the special teams. Radcliffe earned his Master's in biomechanics from Oregon in 1992.

Radcliffe (2/10/58) is active in national organizations surrounding his profession and is certified by the United States Weightlifting Federation. He also has written books, been published in numerous professional journals and produced videos on plyometrics, one of the most effective exercise techniques.

Radcliffe's wife, Janice, is an instructor and fitness director in the University's department of physical education and recreation.



## Jeff Hawkins

senior associate athletic director/  
football admin. & operations  
12th season at Oregon  
Bridgewater State, 1981

Jeff "Hawk" Hawkins is now in his second decade working with the Oregon football program, where he oversees all administrative aspects for the Ducks. Hawkins served in a similar capacity under Mike Bellotti at Chico State from 1985-87. He has also had stints as an assistant coach at Dartmouth College (1987-91) and as recruiting coordinator and director of marketing and promotions at Tulane University (1992-95).

Originally from Pembroke, Massachusetts, Hawkins served in the U.S. Army (1973-76) after graduating from Silver Lake Regional High School, where his teammates included current head coaches Buddy Teevens (Dartmouth) and Tim Murphy (Harvard). Upon completing his tour of duty and obtaining an Honorable Discharge, he attended Bridgewater State College (1976-79), where he was a four-year starter at defensive end and was named captain his senior year.

After earning a bachelor's degree in physical education and a liberal arts degree with a concentration in marketing, he spent the next five years (1980-84) in the front office of the NFL's New England Patriots before joining Bellotti's staff at Chico.

Prior to coming to Oregon in 2001, he lived in New Orleans for 10 years, where in addition to working at Tulane, he served in game day operations for both the Sugar Bowl and the New Orleans Saints. During his tenure in the "Big Easy," Hawkins also completed a four-year term as vice president of Special Olympics Louisiana.

Although he lives in Oregon, he continues to serve as camp director (1995-present) of the prestigious Manning Passing Academy summer football camp, owned and operated by Archie, Peyton and Eli Manning, and located in Thibodaux, Louisiana.

Jeff and his wife Amy reside in Eugene and have one daughter, Gabrielle.

## TEAM STATISTICS

	ORE	OPP
SCORING	645	345
Points Per Game	46.1	24.6
FIRST DOWNS	339	302
Rushing	188	112
Passing	131	160
Penalty	20	30
RUSHING YARDAGE	4189	1999
Yards gained rushing	4437	2401
Yards lost rushing	248	402
Rushing Attempts	629	548
Average Per Rush	6.7	3.6
Average Per Game	299.2	142.8
TDs Rushing	42	14
PASSING YARDAGE	3130	3462
Comp-Att-Int	236-386-7	313-529-17
Average Per Pass	8.1	6.5
Average Per Catch	13.3	11.1
Average Per Game	223.6	247.3
TDs Passing	39	25
TOTAL OFFENSE	7319	5461
Total Plays	1015	1077
Average Per Play	7.2	5.1
Average Per Game	522.8	390.1
KICK RETURNS: #-Yards	57-1420	108-2151
PUNT RETURNS: #-Yards	33-315	17-133
INT RETURNS: #-Yards	17-406	7-178
KICK RETURN AVERAGE	24.9	19.9
PUNT RETURN AVERAGE	9.5	7.8
INT RETURN AVERAGE	23.9	25.4
FUMBLES-LOST	24-13	23-12
PENALTIES-Yards	101-910	88-722
Average Per Game	65.0	51.6
PUNTS-Yards	49-2204	80-3382
Average Per Punt	45.0	42.3
Net punt average	41.4	36.3
TIME OF POSSESSION/Game	25:00	35:00
3RD-DOWN Conversions	82/183	86/221
3rd-Down Pct	45%	39%
4TH-DOWN Conversions	14/31	10/25
4th-Down Pct	45%	40%
SACKS BY-Yards	45-278	14-104
MISC YARDS	1	0
TOUCHDOWNS SCORED	88	43
FIELD GOALS-ATTEMPTS	9-14	15-19
ON-SIDE KICKS	0-1	1-3
RED-ZONE SCORES	(58-67) 87%	(42-52) 81%
RED-ZONE TOUCHDOWNS	(51-67) 76%	(31-52) 60%
PAT-ATTEMPTS	(80-81) 99%	(36-40) 90%
ATTENDANCE	474753	227986
Games/Avg Per Game	8/59344	4/56996
Neutral Site Games		2/89478

## SCORE BY QUARTERS

Quarter	1st	2nd	3rd	4th	OT	Total
Oregon Ducks	165	181	181	118	645	
Opponents	64	116	102	63	345	

## PASSING

Player	G	Effic	Cmp-Att-Int	Pct	Yds	TD	LG	YPG
Thomas, Darron	13	158.65	211-339-7	62.2	2761	33	69	212.4
Bennett, Bryan	7	164.77	25-46-0	54.3	369	6	45	52.7
Haines, Dustin	3	0.00	0-1-0	0.0	0	0	0	0.0
Total.....	14	158.97	236-386-7	61.1	3130	39	69	223.6
Opponents.....	14	123.31	313-529-17	59.2	3462	25	59	247.3

## 2011 OREGON FOOTBALL RESULTS

Record:	Overall	Home	Away	Neutral
ALL GAMES	12-2	7-1	4-0	1-1
CONFERENCE	8-1	4-1	4-0	0-0
NON-CONFERENCE	4-1	3-0	0-0	1-1

Date	Opponent	W/L	Score	Time	Attd.
^Sept. 3	vs #4 LSU	L	27-40	3:23	87,711
Sept. 10	NEVADA	W	69-20	3:20	58,818
Sept. 17	MISSOURI STATE	W	56-7	2:47	58,847
*Sept. 24	at Arizona	W	56-31	3:28	56,096
*Oct. 6	CALIFORNIA	W	43-15	3:38	58,796
*Oct. 15	#18 ARIZONA STATE	W	41-27	3:21	60,055
*Oct. 22	at Colorado	W	45-2	2:58	52,123
*Oct. 29	WASHINGTON STATE	W	43-28	3:05	59,126
*Nov. 5	at Washington	W	34-17	2:57	69,407
*Nov. 12	at #3 Stanford	W	53-30	3:18	50,360
*Nov. 19	#18 USC	L	35-38	3:14	59,933
*Nov. 26	OREGON STATE	W	49-21	3:19	59,802
#Dec. 2	UCLA	W	49-31	3:27	59,376
\$Jan. 2	vs. #9 Wisconsin	W	45-38	3:26	91,245

\*Pac-12 Conference Game | Home games in **BOLD**

^Cowboys Classic in Arlington, Texas • #Pac-12 Championship Game •

\$Rose Bowl Game in Pasadena, Calif.

## RUSHING

Player	G	Att	Gain	Loss	Net	Avg	TD	LG	YPG
James, LaMichael	12	247	1870	65	1805	7.3	18	90	150.4
Barner, Kenjon	12	152	971	32	939	6.2	11	84	78.2
Thomas, De.	14	55	608	13	595	10.8	7	91	42.5
Carson, Tra	10	45	261	7	254	5.6	1	29	25.4
Thomas, Darron	13	56	304	98	206	3.7	3	40	15.8
Bennett, Bryan	7	23	216	16	200	8.7	0	43	28.6
Forde, Ayele	5	36	179	3	176	4.9	2	26	35.2
Blake, Anthony	1	3	21	0	21	7.0	0	16	21.0
Haines, Dustin	3	2	7	0	7	3.5	0	6	2.3
TEAM	7	10	0	14	-14	-1.4	0	0	-2.0
Total.....	14	629	4437	248	4189	6.7	42	91	299.2
Opponents.....	14	548	2401	402	1999	3.6	14	51	142.8

## RECEIVING

Player	G	No	Yds	Avg	TD	LG	YPG
Tuinei, Lavasier	14	48	599	12.5	10	55	42.8
Thomas, De.	14	46	605	13.2	9	69	43.2
Paulson, David	14	31	438	14.1	6	34	31.3
Huff, Josh	12	31	430	13.9	2	59	35.8
James, LaMichael	12	17	210	12.4	1	44	17.5
Barner, Kenjon	12	17	184	10.8	3	54	15.3
Vaughn, Rahsaan	14	14	184	13.1	1	46	13.1
Hoffman, Justin	8	10	133	13.3	0	33	16.6
Lyerla, Colt	12	7	147	21.0	5	39	12.2
Hawkins, Daryle	12	5	102	20.4	1	51	8.5
Murphy, Will	10	3	37	12.3	0	24	3.7
Dungy, Eric	6	2	34	17.0	1	22	5.7
Butterfield, Ben	9	2	5	2.5	0	3	0.6
Musgrove, Nick	10	1	8	8.0	0	8	0.8
Thomas, Darron	13	1	8	8.0	0	8	0.6
Carson, Tra	10	1	6	6.0	0	6	0.6
Total.....	14	236	3130	13.3	39	69	223.6
Opponents.....	14	313	3462	11.1	25	59	247.3

**PUNT RETURNS**

Player	No	Yds	Avg	TD	Long
James, LaMichael	13	139	10.7	1	58
Harris, Cliff	9	68	7.6	0	27
Thomas, De'Anthony	3	52	17.3	0	48
Barner, Kenjon	3	-6	-2.0	0	8
Delaney, Chad	2	11	5.5	0	6
Ekpre-Olomu, Ifo	2	15	7.5	0	11
Patterson, Avery	1	11	11.0	0	0
Lokombo, Boseko	0	25	0.0	1	25
Total.....	33	315	9.5	2	58
Opponents.....	17	133	7.8	0	20

**INTERCEPTIONS**

Player	No	Yds	Avg	TD	Long
Pleasant, Eddie	3	90	30.0	0	49
Mitchell, Terrance	2	36	18.0	0	36
Lokombo, Boseko	2	107	53.5	2	67
Clay, Michael	2	32	16.0	1	32
Alonso, Kiko	2	6	3.0	0	6
Stuckey, Dewitt	1	30	30.0	0	30
Hill, Troy	1	45	45.0	0	45
Harris, Cliff	1	50	50.0	0	50
Gildon, Anthony	1	0	0.0	0	0
Hanna, Brandon	1	0	0.0	0	0
Boyett, John	1	10	10.0	0	10
Total.....	17	406	23.9	3	67
Opponents.....	7	178	25.4	2	76

**KICK RETURNS**

Player	No	Yds	Avg	TD	Long
Thomas, De'Anthony	36	983	27.3	2	96
Huff, Josh	8	174	21.8	0	40
Barner, Kenjon	7	115	16.4	0	26
Hill, Troy	2	53	26.5	0	36
Jackson, Brian	2	50	25.0	0	30
Mitchell, Terrance	1	24	24.0	0	24
James, LaMichael	1	21	21.0	0	21
Total.....	57	1420	24.9	2	96
Opponents.....	108	2151	19.9	0	60

**FUMBLE RETURNS**

Player	No	Yds	Avg	TD	Long
Hanna, Brandon	1	5	5.0	0	5
Mitchell, Terrance	1	9	9.0	0	9
Total.....	2	14	7.0	0	9
Opponents.....	3	39	13.0	2	33

**SCORING**

Player	TD	FGs	----- PATS -----				DXP	Saf	Pts
			Kick	Rush	Rcv	Pass			
James, LaMichael	20	0-0	0-0	0-0	0	0-0	0	0	120
Thomas, De.	18	0-0	0-0	0-0	1	0-0	0	0	110
Maldonado, A.	0	7-12	77-78	0-0	1	0-0	0	0	100
Barner, Kenjon	14	0-0	0-0	0-0	0	0-0	0	0	84
Tuinei, Lavasier	10	0-0	0-0	0-0	1	0-0	0	0	62
Paulson, David	6	0-0	0-0	0-0	0	1-1	0	0	36
Lyerla, Colt	5	0-0	0-0	0-0	0	0-0	0	0	30
Lokombo, Boseko	3	0-0	0-0	0-0	0	0-0	0	0	18
Thomas, Darron	3	0-0	0-0	0-0	0	2-3	0	0	18
Huff, Josh	2	0-0	0-0	0-0	0	0-0	0	0	12
Forde, Ayele	2	0-0	0-0	0-0	0	0-0	0	0	12
Beard, Rob	0	2-2	3-3	0-0	0	0-0	0	0	9
Vaughn, Rahsaan	1	0-0	0-0	0-0	0	0-0	0	0	6
Clay, Michael	1	0-0	0-0	0-0	0	0-0	0	0	6
Dungy, Eric	1	0-0	0-0	0-0	0	0-0	0	0	6
Hawkins, Daryle	1	0-0	0-0	0-0	0	0-0	0	0	6
Carson, Tra	1	0-0	0-0	0-0	0	0-0	0	0	6
Palmer, Jeff	0	0-0	0-0	0-0	1	0-0	0	0	2
Rice, Jackson	0	0-0	0-0	1-1	0	1-1	0	0	2
Jordan, Dion	0	0-0	0-0	0-1	0	0-0	0	0	0
Total.....	88	9-14	80-81	1-2	4	4-5	0	0	645
Opponents.....	43	15-19	36-40	0-0	2	2-3	0	1	345

**TOTAL OFFENSE**

Player	G	Plays	Rush	Pass	Total	YPG
Thomas, Darron	13	395	206	2761	2967	228.2
James, LaMichael	12	247	1805	0	1805	150.4
Barner, Kenjon	12	152	939	0	939	78.2
Thomas, De.	14	55	595	0	595	42.5
Bennett, Bryan	7	69	200	369	569	81.3
Carson, Tra	10	45	254	0	254	25.4
Forde, Ayele	5	36	176	0	176	35.2
Blake, Anthony	1	3	21	0	21	21.0
Haines, Dustin	3	3	7	0	7	2.3
TEAM	7	10	-14	0	-14	-2.0
Total.....	14	1015	4189	3130	7319	522.8
Opponents.....	14	1077	1999	3462	5461	390.1

**FIELD GOALS**

Player	FG-A	Pct	1-19	20-29	30-39	40-49	50+	Lg	Bl
Beard, Rob	2-2	100.0	0-0	1-1	1-1	0-0	0-0	30	0
Maldonado, A.	7-12	58.3	0-0	1-1	4-5	2-5	0-1	40	0

**FG SEQUENCE**

	Oregon	Opponents
LSU	(29),(30)	(44),(32)
Nevada	-	38
Missouri State	-	-
Arizona	-	(28)
California	52	(27),(38),(54),40
Arizona State	(37),(24)	(37),(30)
Colorado	(36)	-
Washington State	47	(40),25,(35)
Washington	(40),45,(35),46	(42)
Stanford	(40)	(37),48
USC	37	(26)
Oregon State	-	-
UCLA	-	(44)
Wisconsin	(30)	(29)

Numbers in (parentheses) indicate field goal was made.

**ALL PURPOSE YARDS**

Player	G	Rush	Rec	PR	KOR	IR	Tot	YPG
Thomas, De.	14	595	605	52	983	0	2235	159.6
James, LaMichael	12	1805	210	139	21	0	2175	181.2
Barner, Kenjon	12	939	184	-6	115	0	1232	102.7
Huff, Josh	12	0	430	0	174	0	604	50.3
Tuinei, Lavasier	14	0	599	0	0	0	599	42.8
Paulson, David	14	0	438	0	0	0	438	31.3
Carson, Tra	10	254	6	0	0	0	260	26.0
Thomas, Darron	13	206	8	0	0	0	214	16.5
Bennett, Bryan	7	200	0	0	0	0	200	28.6
Vaughn, Rahsaan	14	0	184	0	0	0	184	13.1
Forde, Ayele	5	176	0	0	0	0	176	35.2
Lyerla, Colt	12	0	147	0	0	0	147	12.2
Hoffman, Justin	8	0	133	0	0	0	133	16.6
Lokombo, Boseko	14	0	0	25	0	107	132	9.4
Harris, Cliff	6	0	0	68	0	50	118	19.7
Hawkins, Daryle	12	0	102	0	0	0	102	8.5
Hill, Troy	14	0	0	0	53	45	98	7.0
Pleasant, Eddie	13	0	0	0	0	90	90	6.9
Mitchell, Terrance	14	0	0	0	24	36	60	4.3
Jackson, Brian	12	0	0	0	50	0	50	4.2
Murphy, Will	10	0	37	0	0	0	37	3.7
Dungy, Eric	6	0	34	0	0	0	34	5.7
Clay, Michael	11	0	0	0	0	32	32	2.9
Stuckey, Dewitt	14	0	0	0	0	30	30	2.1
Blake, Anthony	1	21	0	0	0	0	21	21.0
Ekpre-Olomu, Ifo	14	0	0	15	0	0	15	1.1
Patterson, Avery	14	0	0	11	0	0	11	0.8
Delaney, Chad	6	0	0	11	0	0	11	1.8
Boyett, John	13	0	0	0	0	10	10	0.8
Musgrove, Nick	10	0	8	0	0	0	8	0.8
Haines, Dustin	3	7	0	0	0	0	7	2.3
Alonso, Kiko	12	0	0	0	0	6	6	0.5
Butterfield, Ben	9	0	5	0	0	0	5	0.6
TEAM	7	-14	0	0	0	0	-14	-2.0
Total.....	14	4189	3130	315	1420	406	9460	675.7
Opponents.....	14	1999	3462	133	2151	178	7923	565.9

## PUNTING

Player	No.	Yds	Avg	Long	TB	FC	I20	BI
Rice, Jackson	48	2201	45.9	61	2	17	17	1
TEAM	1	3	3.0	3	0	0	0	0
Total.....	49	2204	45.0	61	2	17	17	1
Opponents.....	80	3382	42.3	62	8	9	25	1

## KICKOFFS

Player	No.	Yds	Avg	TB	OB	Ret	Net	YrdL
Maldonado, A.	56	3607	64.4	1	0			
Beard, Rob	55	3409	62.0	1	1			
Total.....	111	7016	63.2	2	1	2151	43.5	26
Opponents.....	68	4172	61.4	7	0	1420	38.4	31

## DEFENSIVE LEADERS

##	Name	GP	Tackles			TFL/Yds	-Sacks-	---Pass Def---		----Fumbles----			Blkd Kick	Saf
			Solo	Ast	Total			Int-Yds	BrUp	QBH	Rcv-Yds	FF		
20	Boylett, John	13	67	41	108	3.5-10	0.5-3	1-10	6	.	.	.	2	.
46	Clay, Michael	11	54	48	102	8.5-29	3.0-15	2-32	2	.	2-0	2	.	.
52	Stuckey, Dewitt	14	41	28	69	6.0-26	3.0-20	1-30	4	2	1-0	.	.	.
11	Pleasant, Eddie	13	36	25	61	2.0-9	1.0-7	3-90	8	.	.	.	.	.
31	Patterson, Avery	14	39	16	55	1.5-2	.	.	5	2	1-0	1	1	.
56	Kaddu, Josh	14	32	18	50	9.5-42	6.5-34	.	2	2	.	.	.	.
45	Turner, Terrell	14	22	27	49	9.0-56	5.5-45	.	2	.	1-0	1	.	.
47	Alonso, Kiko	12	28	18	46	6.0-21	2.5-13	2-6	.	1	.	.	.	.
27	Mitchell, Terrance	14	26	19	45	3.0-7	.	2-36	10	.	1-9	3	.	.
66	Hart, Taylor	14	20	24	44	3.0-10	2.5-10	.	2	1	.	1	1	.
2	Hill, Troy	14	35	8	43	1.0-1	.	1-45	6	.	.	.	.	.
96	Jordan, Dion	14	25	17	42	13.0-77	7.5-57	.	.	1	.	1	.	.
14	Ekpre-Olomu, Ifo	14	21	13	34	0.5-0	.	.	8	.	.	.	.	.
44	Hanna, Brandon	14	19	14	33	3.0-13	2.0-11	1-0	.	.	3-5	.	.	.
25	Lokombo, Boseko	14	22	11	33	3.5-18	2.0-13	2-107	3	1	1-0	1	.	.
65	Remington, Isaac	14	12	19	31	4.0-14	1.5-11	.	2	.	.	.	.	.
12	Jackson, Brian	12	10	17	27	.	.	.	.	.	.	.	.	.
92	Keliikipi, Wade	14	10	15	25	1.5-12	1.5-12	.	.	.	.	.	.	.
18	Gildon, Anthony	9	9	15	24	0.5-1	.	1-0	4	.	.	.	.	.
90	Heimuli, Ricky	14	11	11	22	0.5-1	.	.	.	1	.	.	.	.
43	Kamalani, Keloni	14	12	10	22	1.0-1	.	.	.	.	.	1	.	.
91	Washington, Tony	10	11	7	18	1.0-3	1.0-3	.	1	.	.	1	.	.
22	Malone, Derrick	14	10	5	15	1.0-6	.	.	.	.	.	.	.	.
4	Dargan, Erick	9	9	6	15	.	.	.	1	.	.	1	.	.
13	Harris, Cliff	6	6	3	9	0.5-3	.	1-50	5	.	.	.	.	.
35	Wallace, Anthony	6	4	4	8	1.0-2	.	.	2	.	.	.	.	.
7	Lowe, Keanon	9	6	2	8	.	.	.	.	.	.	1	.	.
48	Hardrick, Rodney	4	5	3	8	2.0-3	.	.	.	.	.	.	.	.
32	Lyerla, Colt	12	7	1	8	.	.	.	.	.	.	.	.	.
26	Butterfield, Ben	9	5	2	7	.	.	.	.	.	.	.	.	.
3	Mathis, Dior	5	6	1	7	1.0-1	.	.	.	.	.	.	.	.
17	Scales, James	3	2	4	6	.	.	.	.	.	.	.	.	.
16	Hawkins, Daryle	12	5	.	5	.	.	.	.	.	.	1	.	.
40	Thompson, Blake	10	1	4	5	.	.	.	1	.	.	.	.	.
53	Stewart, Jennings	6	3	2	5	2.0-5	.	.	.	.	1-0	.	.	.
93	Beard, Rob	8	4	.	4	.	.	.	.	.	1-0	.	.	.
60	Hagen, Ryan	5	3	1	4	2.0-15	2.0-15	.	.	.	.	1	.	.
	TM TEAM	7	3	.	3	3.0-9	3.0-9	.	.	.	.	.	.	.
49	Rice, Jackson	14	2	.	2	.	.	.	.	.	.	.	.	.
6	Thomas, De'Anthony	14	2	.	2	.	.	.	.	.	.	.	.	.
80	Tuinei, Lavasier	14	2	.	2	.	.	.	.	.	.	.	.	.
38	Garrity, Mike	2	2	.	2	.	.	.	.	.	.	.	.	.
51	Ava, Isaac	2	1	.	1	.	.	.	.	.	.	.	.	.
42	Paulson, David	14	1	.	1	.	.	.	.	.	.	.	.	.
5	Thomas, Darron	13	1	.	1	.	.	.	.	.	.	.	.	.
59	Palmer, Jeff	14	1	.	1	.	.	.	.	.	.	.	.	.
77	York, Carson	14	1	.	1	.	.	.	.	.	.	.	.	.
10	Vaughn, Rahsaan	14	1	.	1	.	.	.	.	.	.	.	.	.
24	Barner, Kenjon	12	1	.	1	.	.	.	.	.	.	.	.	.
41	Maldonado, Alejandro	13	.	1	1	.	.	.	.	.	.	.	.	.
Total.....		14	656	460	1116	94-397	45-278	17-406	74	11	12-14	16	4	.
Opponents.....		14	663	296	959	75.0-234	14-104	7-178	33	5	13-39	19	1	1

**RUSHING GAME-BY-GAME**

Player	No-Yds/TD	LSU	NEV	MSU	ARIZ	CAL	ASU	CU	WSU	UW	STAN	USC	OSU	UCLA	WIS
James, L.	247-1805/18	18-54/1	12-67/1	12-204/3	23-288/2	30-239/1	DNP	DNP	13-53/0	25-156/1	20-146/3	20-78/1	24-142/1	25-219/3	25-159/1
Barner, Kenjon	152-939/11	4-7/0	DNP	DNP	13-72/2	10-88/1	31-171/1	10-115/2	11-107/1	10-41/1	8-42/0	15-123/2	16-64/1	17-79/0	7-30/0
Thomas, De.	55-595/7	4-22/1	8-81/0	10-67/0	1-3/0	2-18/1	7-73/2	4-50/0	4-26/0	1-9/1	5-17/0	3-3/0	4-71/0	-	2-155/2
Carson, Tra	45-254/1	-	9-34/0	9-82/0	-	6-19/0	1-3/0	11-80/1	2-12/0	DNP	4-11/0	DNP	3-13/0	DNP	DNP
Thomas, Darron	56-206/3	2-12/0	3-35/0	-	10-52/2	3-1/0	4-16/0	DNP	1--8/0	3-6/0	7-17/0	9-5/0	3-9/0	5-60/1	6-1/0
Bennett, Bryan	23-200/0	DNP	5-21/0	1-10/0	DNP	DNP	DNP	5-65/0	6-69/0	4-25/0	DNP	DNP	DNP	2-10/0	DNP
Forde, Ayele	36-176/2	DNP	6-34/1	8-32/0	DNP	DNP	DNP	12-54/0	DNP	DNP	DNP	DNP	10-56/1	-	DNP
Blake, Anthony	3-21/0	DNP	DNP	3-21/0	DNP	DNP	DNP	DNP	DNP	DNP	DNP	DNP	DNP	DNP	DNP
Haines, Dustin	2-7/0	DNP	-	-	DNP	DNP	DNP	2-7/0	DNP	DNP	DNP	DNP	DNP	DNP	DNP
TEAM	10--14/0	DNP	DNP	-	DNP	DNP	1--1/0	3--4/0	1--2/0	DNP	2--1/0	-	DNP	3--6/0	DNP

**RECEIVING GAME-BY-GAME**

Player	No-Yds/TD	LSU	NEV	MSU	ARIZ	CAL	ASU	CU	WSU	UW	STAN	USC	OSU	UCLA	WIS
Thomas, De.	46-605/9	6-47/0	2-93/2	2-13/0	1-19/0	6-114/2	4-24/0	2-18/1	2-54/1	-	2-41/1	3-49/1	10-86/1	2-13/0	4-34/0
Tuinei, L.	48-599/10	7-47/0	3-25/1	4-90/2	1-15/0	2-13/1	2-28/1	1-31/0	4-86/2	4-25/0	2-12/1	5-34/0	2-15/0	3-20/0	8-158/2
Paulson, David	31-438/6	3-21/0	1-5/0	-	3-22/1	-	3-41/1	2-48/1	2-31/0	3-65/1	-	3-48/0	8-105/1	2-42/1	1-10/0
Huff, Josh	31-430/2	5-28/1	DNP	DNP	1-18/0	3-54/0	2-72/0	2-5/0	-	4-60/0	2-57/1	5-57/0	1-8/0	4-57/0	2-14/0
James, L.	17-210/1	6-61/0	2-56/1	1-27/0	2-15/0	-	DNP	DNP	-	1-6/0	1-10/0	1-5/0	1-6/0	2-24/0	-
Barner, Kenjon	17-184/3	1-9/0	DNP	DNP	2-6/1	1-8/0	1-11/0	1-31/0	1-4/0	-	2-20/0	1-1/0	3-33/1	2-9/0	2-52/1
Vaughn, Rahsaan	14-184/1	-	3-45/1	2-64/0	1-6/0	1-9/0	-	-	-	-	2-15/0	4-36/0	-	1-9/0	-
Lyerla, Colt	7-147/5	-	1-20/1	2-33/2	-	-	DNP	DNP	-	-	-	1-35/0	2-52/1	1-7/1	-
Hoffman, Justin	10-133/0	2-22/0	-	1-5/0	-	-	3-33/0	1-7/0	3-66/0	DNP	DNP	DNP	DNP	DNP	DNP
Hawkins, Daryle	5-102/1	-	1-51/0	-	-	DNP	-	-	-	1-13/0	-	DNP	-	3-38/1	-
Murphy, Will	3-37/0	1-5/0	1-24/0	-	-	DNP	DNP	1-8/0	-	DNP	DNP	-	-	-	-
Dungy, Eric	2-34/1	DNP	1-12/0	1-22/1	DNP	DNP	DNP	-	DNP	DNP	DNP	DNP	-	-	-
Thomas, Darron	1-8/0	-	-	-	-	-	-	DNP	-	-	-	-	-	-	1-8/0
Musgrove, Nick	1-8/0	-	-	-	-	DNP	-	1-8/0	-	-	-	-	DNP	DNP	DNP
Carson, Tra	1-6/0	-	-	1-6/0	-	-	-	-	-	DNP	-	DNP	-	DNP	DNP
Butterfield, B.	2-5/0	-	-	2-5/0	-	-	-	-	-	-	DNP	DNP	DNP	DNP	DNP

**PASSING GAME-BY-GAME**

#5 Thomas, Darron	Att	Comp	Int	Pct	Yards	TD	Long	Sack	Yds	Effic
LSU	54	31	1	57.4	240	1	18	0	0	97.1
Nevada	19	13	0	68.4	295	6	69	0	0	303.1
Missouri State	15	11	0	73.3	206	3	46	0	0	254.7
Arizona	20	11	0	55.0	101	2	19	0	0	130.4
California	25	13	1	52.0	198	3	41	2	24	150.1
Arizona State	17	13	1	76.5	187	2	45	0	0	195.9
Washington State	13	8	2	61.5	153	1	55	1	8	155.0
Washington	25	13	0	52.0	169	1	34	0	0	122.0
Stanford	17	11	0	64.7	155	3	59	2	28	199.5
USC	35	23	0	65.7	265	1	35	3	16	138.7
Oregon State	40	27	0	67.5	305	4	39	0	0	164.5
UCLA	36	20	1	55.6	219	3	31	0	0	128.6
Wisconsin	23	17	1	73.9	268	3	54	2	9	206.1
TOTALS	339	211	7	62.2	2761	33	69	11	89	158.7

#2 Bryan Bennett	Att	Comp	Int	Pct	Yards	TD	Long	Sack	Yds	Effic
Nevada	7	2	0	28.6	36	0	24	1	4	71.8
Missouri State	6	5	0	83.3	59	2	26	0	0	275.9
Arizona State	5	2	0	40.0	22	0	13	0	0	77.0
Colorado	20	11	0	55.0	156	2	31	1	2	153.5
Washington State	7	4	0	57.1	88	2	45	0	0	257.0
TOTALS	45	24	0	53.3	361	6	45	2	6	164.7

## RUSHING GAME-BY-GAME

Player	No-Yds/TD	LSU	NEV	MSU	ARIZ	CAL	ASU	CU	WSU	UW	STAN	USC	OSU	UCLA	WIS
James, L.	247-1805/18	18-54/1	12-67/1	12-204/3	23-288/2	30-239/1	DNP	DNP	13-53/0	25-156/1	20-146/3	20-78/1	24-142/1	25-219/3	25-159/1
Barner, Kenjon	152-939/11	4-7/0	DNP	DNP	13-72/2	10-88/1	31-171/1	10-115/2	11-107/1	10-41/1	8-42/0	15-123/2	16-64/1	17-79/0	7-30/0
Thomas, De.	55-595/7	4-22/1	8-81/0	10-67/0	1-3/0	2-18/1	7-73/2	4-50/0	4-26/0	1-9/1	5-17/0	3-3/0	4-71/0	-	2-155/2
Carson, Tra	45-254/1	-	9-34/0	9-82/0	-	6-19/0	1-3/0	11-80/1	2-12/0	DNP	4-11/0	DNP	3-13/0	DNP	DNP
Thomas, Darron	56-206/3	2-12/0	3-35/0	-	10-52/2	3-1/0	4-16/0	DNP	1--8/0	3-6/0	7-17/0	9-5/0	3-9/0	5-60/1	6-1/0
Bennett, Bryan	23-200/0	DNP	5-21/0	1-10/0	DNP	DNP	DNP	5-65/0	6-69/0	4-25/0	DNP	DNP	DNP	2-10/0	DNP
Forde, Ayele	36-176/2	DNP	6-34/1	8-32/0	DNP	DNP	DNP	12-54/0	DNP	DNP	DNP	DNP	10-56/1	-	DNP
Blake, Anthony	3-21/0	DNP	DNP	3-21/0	DNP	DNP	DNP	DNP	DNP	DNP	DNP	DNP	DNP	DNP	DNP
Haines, Dustin	2-7/0	DNP	-	-	DNP	DNP	DNP	2-7/0	DNP	DNP	DNP	DNP	DNP	DNP	DNP
TEAM	10--14/0	DNP	DNP	-	DNP	DNP	1--1/0	3--4/0	1--2/0	DNP	2--1/0	-	DNP	3--6/0	DNP

## RECEIVING GAME-BY-GAME

Player	No-Yds/TD	LSU	NEV	MSU	ARIZ	CAL	ASU	CU	WSU	UW	STAN	USC	OSU	UCLA	WIS
Thomas, De.	46-605/9	6-47/0	2-93/2	2-13/0	1-19/0	6-114/2	4-24/0	2-18/1	2-54/1	-	2-41/1	3-49/1	10-86/1	2-13/0	4-34/0
Tuinei, L.	48-599/10	7-47/0	3-25/1	4-90/2	1-15/0	2-13/1	2-28/1	1-31/0	4-86/2	4-25/0	2-12/1	5-34/0	2-15/0	3-20/0	8-158/2
Paulson, David	31-438/6	3-21/0	1-5/0	-	3-22/1	-	3-41/1	2-48/1	2-31/0	3-65/1	-	3-48/0	8-105/1	2-42/1	1-10/0
Huff, Josh	31-430/2	5-28/1	DNP	DNP	1-18/0	3-54/0	2-72/0	2-5/0	-	4-60/0	2-57/1	5-57/0	1-8/0	4-57/0	2-14/0
James, L.	17-210/1	6-61/0	2-56/1	1-27/0	2-15/0	-	DNP	DNP	-	1-6/0	1-10/0	1-5/0	1-6/0	2-24/0	-
Barner, Kenjon	17-184/3	1-9/0	DNP	DNP	2-6/1	1-8/0	1-11/0	1-31/0	1-4/0	-	2-20/0	1-1/0	3-33/1	2-9/0	2-52/1
Vaughn, Rahsaan	14-184/1	-	3-45/1	2-64/0	1-6/0	1-9/0	-	-	-	-	2-15/0	4-36/0	-	1-9/0	-
Lyerla, Colt	7-147/5	-	1-20/1	2-33/2	-	-	DNP	DNP	-	-	-	1-35/0	2-52/1	1-7/1	-
Hoffman, Justin	10-133/0	2-22/0	-	1-5/0	-	-	3-33/0	1-7/0	3-66/0	DNP	DNP	DNP	DNP	DNP	DNP
Hawkins, Daryle	5-102/1	-	1-51/0	-	-	DNP	-	-	-	1-13/0	-	DNP	-	3-38/1	-
Murphy, Will	3-37/0	1-5/0	1-24/0	-	-	DNP	DNP	1-8/0	-	DNP	DNP	-	-	-	-
Dungy, Eric	2-34/1	DNP	1-12/0	1-22/1	DNP	DNP	DNP	-	DNP	DNP	DNP	DNP	-	-	-
Thomas, Darron	1-8/0	-	-	-	-	-	-	DNP	-	-	-	-	-	-	1-8/0
Musgrove, Nick	1-8/0	-	-	-	-	DNP	-	1-8/0	-	-	-	-	DNP	DNP	DNP
Carson, Tra	1-6/0	-	-	1-6/0	-	-	-	-	-	DNP	-	DNP	-	DNP	DNP
Butterfield, B.	2-5/0	-	-	2-5/0	-	-	-	-	-	-	DNP	DNP	DNP	DNP	DNP

## PASSING GAME-BY-GAME

#5 Thomas, Darron	Att	Comp	Int	Pct	Yards	TD	Long	Sack	Yds	Effic
LSU	54	31	1	57.4	240	1	18	0	0	97.1
Nevada	19	13	0	68.4	295	6	69	0	0	303.1
Missouri State	15	11	0	73.3	206	3	46	0	0	254.7
Arizona	20	11	0	55.0	101	2	19	0	0	130.4
California	25	13	1	52.0	198	3	41	2	24	150.1
Arizona State	17	13	1	76.5	187	2	45	0	0	195.9
Washington State	13	8	2	61.5	153	1	55	1	8	155.0
Washington	25	13	0	52.0	169	1	34	0	0	122.0
Stanford	17	11	0	64.7	155	3	59	2	28	199.5
USC	35	23	0	65.7	265	1	35	3	16	138.7
Oregon State	40	27	0	67.5	305	4	39	0	0	164.5
UCLA	36	20	1	55.6	219	3	31	0	0	128.6
Wisconsin	23	17	1	73.9	268	3	54	2	9	206.1
TOTALS	339	211	7	62.2	2761	33	69	11	89	158.7

#2 Bryan Bennett	Att	Comp	Int	Pct	Yards	TD	Long	Sack	Yds	Effic
Nevada	7	2	0	28.6	36	0	24	1	4	71.8
Missouri State	6	5	0	83.3	59	2	26	0	0	275.9
Arizona State	5	2	0	40.0	22	0	13	0	0	77.0
Colorado	20	11	0	55.0	156	2	31	1	2	153.5
Washington State	7	4	0	57.1	88	2	45	0	0	257.0
TOTALS	45	24	0	53.3	361	6	45	2	6	164.7

**SACKS GAME-BY-GAME**

Player	UA-A	TOT	LSU	NEV	MSU	ARIZ	CAL	ASU	CU	WSU	UW	STAN	USC	OSU	UCLA	WIS
Jordan, Dion	6-3	7.5	-	-	-	1.5-15	-	-	-	1.0-4	1.5-10	0.5-3	-	2.0-18	1.0-7	-
Kaddu, Josh	6-1	6.5	1.0-6	-	-	1.0-7	-	1.0-3	2.0-12	-	1.0-4	0.5-2	-	-	-	-
Turner, Terrell	5-1	5.5	-	-	-	1.5-17	-	-	-	1.0-7	-	1.0-10	-	2.0-11	-	-
TEAM	3-0	3.0	-	-	1.0-3	-	-	1.0-1	-	-	-	-	1.0-5	-	-	-
Stuckey, Dewitt	3-0	3.0	-	-	-	1.0-7	-	1.0-6	1.0-7	-	-	-	-	-	-	-
Clay, Michael	3-0	3.0	-	1.0-9	DNP	DNP	DNP	-	-	-	-	-	-	-	2.0-6	-
Hart, Taylor	2-1	2.5	-	-	-	-	-	-	-	-	1.0-2	0.5-4	-	-	1.0-4	-
Alonso, Kiko	2-1	2.5	DNP	-	-	-	-	-	1.0-6	-	DNP	-	-	-	-	1.5-7
Hagen, Ryan	2-0	2.0	DNP	-	-	DNP	DNP	DNP	1.0-8	DNP	DNP	DNP	DNP	1.0-7	-	DNP
Lokombo, Boseko	2-0	2.0	-	-	-	-	-	1.0-8	-	-	-	-	-	1.0-5	-	-
Hanna, Brandon	2-0	2.0	-	-	-	-	1.0-9	-	-	-	1.0-2	-	-	-	-	-
Keliikipi, Wade	1-1	1.5	-	-	-	-	-	-	-	-	1.5-12	-	-	-	-	-
Remington, I.	1-1	1.5	-	-	-	-	1.0-9	-	-	-	-	0.5-2	-	-	-	-
Pleasant, Eddie	1-0	1.0	-	-	-	-	-	-	DNP	1.0-7	-	-	-	-	-	-
Washington, T.	1-0	1.0	DNP	-	1.0-3	-	-	DNP	DNP	DNP	-	-	-	-	-	-
Boyettt, John	0-1	0.5	-	-	DNP	-	-	-	-	-	-	-	-	-	-	0.5-3

**TACKLES GAME-BY-GAME**

Player	UA-A	TOT	LSU	NEV	MSU	ARIZ	CAL	ASU	CU	WSU	UW	STAN	USC	OSU	UCLA	WIS
Boyettt, John	67-41	108	6-8	0-1	DNP	5-2	5-2	6-2	4-3	3-1	3-3	6-5	4-4	5-1	7-5	13-4
Clay, Michael	54-48	102	3-6	6-6	DNP	DNP	DNP	4-3	1-1	7-5	3-3	8-3	5-7	7-5	4-2	6-7
Stuckey, Dewitt	41-28	69	4-6	2-2	-	9-2	0-4	5-2	4-4	1-2	7-1	5-2	0-1	-	1-2	3-0
Pleasant, Eddie	36-25	61	2-4	2-0	3-3	7-1	4-1	3-1	DNP	3-3	2-3	4-0	0-4	2-1	4-3	0-1
Patterson, A.	39-16	55	0-1	1-1	6-2	5-1	4-2	4-0	4-2	1-2	3-3	5-0	4-1	1-1	-	1-0
Kaddu, Josh	32-18	50	1-2	3-0	4-1	2-0	2-0	2-3	10-0	0-1	3-1	0-3	2-2	0-1	3-3	0-1
Turner, Terrell	22-27	49	1-3	0-1	1-0	1-3	1-2	2-3	0-2	2-3	3-2	5-2	3-1	3-3	-	0-2
Alonso, Kiko	28-18	46	DNP	2-2	2-5	8-1	2-1	-	3-0	0-1	DNP	2-0	1-5	0-1	4-1	4-1
Mitchell, T.	26-19	45	0-3	4-1	1-1	1-0	1-4	1-0	-	2-2	3-0	1-1	3-2	2-3	3-1	4-1
Hart, Taylor	20-24	44	0-4	1-3	2-0	2-1	1-0	1-2	0-2	4-0	2-2	1-1	2-2	0-2	2-5	2-0
Hill, Troy	35-8	43	-	5-0	1-0	3-1	-	3-1	2-0	5-1	3-1	2-1	1-0	1-1	1-1	8-1
Jordan, Dion	25-17	42	0-3	2-1	1-1	3-2	3-3	3-0	-	6-1	3-2	0-2	-	2-1	1-0	1-1
Ekpre-Olomu, I.	21-13	34	-	1-3	0-1	1-1	3-1	1-2	3-2	6-0	1-1	-	1-0	3-0	0-1	1-1
Hanna, Brandon	19-14	33	2-5	2-0	2-1	0-1	4-0	2-0	-	0-2	2-1	2-0	1-1	-	2-3	-
Lokombo, Boseko	22-11	33	0-3	2-1	1-3	3-1	-	3-1	1-0	2-1	3-0	-	-	1-0	1-1	5-0
Remington, I.	12-19	31	1-3	2-2	0-2	-	1-0	1-1	1-1	3-2	2-1	0-2	0-2	1-0	0-2	0-1
Jackson, Brian	10-17	27	0-8	3-4	2-1	-	0-2	DNP	DNP	-	2-0	-	1-0	0-1	0-1	2-0
Keliikipi, Wade	10-15	25	0-2	1-2	-	1-0	1-2	2-0	-	1-1	1-2	-	1-1	-	0-2	2-3
Gildon, Anthony	9-15	24	2-6	1-2	1-1	-	0-1	2-4	-	DNP	DNP	3-1	DNP	DNP	-	DNP
Heimuli, Ricky	11-11	22	0-1	0-1	1-0	0-1	1-0	-	2-2	1-1	1-1	1-0	3-1	1-1	0-2	-
Kamalani, K.	12-10	22	-	2-1	4-2	-	1-0	-	1-1	0-2	1-0	1-0	1-0	1-3	0-1	-
Washington, T.	11-7	18	DNP	3-3	2-0	1-0	2-0	DNP	DNP	DNP	-	0-1	2-1	0-1	1-0	0-1
Malone, Derrick	10-5	15	-	2-1	1-1	2-0	1-0	-	1-1	-	1-0	-	-	1-1	1-0	0-1
Dargan, Erick	9-6	15	-	2-1	4-1	2-0	-	-	1-3	DNP	-	DNP	DNP	0-1	DNP	DNP
Harris, Cliff	6-3	9	DNP	1-0	-	3-0	1-0	0-3	1-0	DNP	DNP	DNP	DNP	DNP	DNP	DNP
Lowe, Keanon	6-2	8	DNP	DNP	DNP	DNP	-	-	2-0	1-1	1-1	2-0	-	-	DNP	-
Lyerla, Colt	7-1	8	-	0-1	1-0	1-0	2-0	DNP	DNP	1-0	-	-	1-0	-	1-0	-
Wallace, A.	4-4	8	DNP	DNP	DNP	DNP	DNP	DNP	0-2	-	1-0	DNP	2-1	0-1	DNP	1-0
Hardrick, R.	5-3	8	DNP	DNP	3-0	1-0	-	1-3	DNP	DNP	DNP	DNP	DNP	DNP	DNP	DNP
Mathis, Dior	6-1	7	DNP	0-1	2-0	DNP	DNP	DNP	1-0	-	DNP	DNP	DNP	3-0	DNP	DNP
Butterfield, B.	5-2	7	-	2-1	1-0	-	1-0	0-1	1-0	-	-	DNP	DNP	DNP	DNP	DNP
Scales, James	2-4	6	DNP	1-0	1-1	DNP	DNP	DNP	0-3	DNP	DNP	DNP	DNP	DNP	DNP	DNP
Hawkins, Daryle	5-0	5	-	-	1-0	1-0	DNP	-	1-0	1-0	-	-	DNP	1-0	-	-
Thompson, Blake	1-4	5	DNP	0-2	-	DNP	-	DNP	0-1	DNP	-	-	-	1-1	-	-
Stewart, Je.	3-2	5	DNP	-	3-2	DNP	DNP	DNP	-	DNP	DNP	-	DNP	-	-	DNP
Hagen, Ryan	3-1	4	DNP	1-0	0-1	DNP	DNP	DNP	1-0	DNP	DNP	DNP	DNP	1-0	-	DNP
Beard, Rob	4-0	4	1-0	DNP	DNP	DNP	DNP	DNP	DNP	-	-	1-0	-	1-0	-	1-0
TEAM	3-0	3	-	-	1-0	-	-	1-0	-	-	-	-	1-0	-	-	-
Garrity, Mike	2-0	2	DNP	1-0	1-0	DNP	DNP	DNP	DNP	DNP	DNP	DNP	DNP	DNP	DNP	DNP
Thomas, De.	2-0	2	-	-	-	-	-	-	-	1-0	-	1-0	-	-	-	-
Tuinei, L.	2-0	2	1-0	-	-	-	-	-	-	1-0	-	-	-	-	-	-
Rice, Jackson	2-0	2	-	-	-	-	-	-	-	-	-	-	-	-	1-0	1-0
York, Carson	1-0	1	-	-	-	-	-	-	-	-	-	-	-	-	-	1-0
Palmer, Jeff	1-0	1	-	1-0	-	-	-	-	-	-	-	-	-	-	-	-
Maldonado, A.	0-1	1	DNP	-	-	-	0-1	-	-	-	-	-	-	-	-	-
Paulson, David	1-0	1	-	-	-	-	-	-	-	-	-	-	1-0	-	-	-
Thomas, Darron	1-0	1	-	-	-	-	1-0	-	DNP	-	-	-	-	-	-	-
Ava, Isaac	1-0	1	DNP	1-0	-	DNP	DNP	DNP	DNP	DNP	DNP	DNP	DNP	DNP	DNP	DNP
Barner, Kenjon	1-0	1	1-0	DNP	DNP	-	-	-	-	-	-	-	-	-	-	-
Vaughn, Rahsaan	1-0	1	-	-	-	-	-	1-0	-	-	-	-	-	-	-	-

## TACKLES FOR LOSS GAME-BY-GAME

Player	UA-A	TOT	LSU	NEV	MSU	ARIZ	CAL	ASU	CU	WSU	UW	STAN	USC	OSU	UCLA	WIS
Jordan, Dion	11-4	13.0	0.5-0	1.0-4	-	2.5-16	2.0-8	1.0-7	-	1.0-4	1.5-10	0.5-3	-	2.0-18	1.0-7	-
Kaddu, Josh	8-3	9.5	1.0-6	-	-	1.0-7	-	2.0-5	3.0-13	-	1.0-4	0.5-2	1.0-5	-	-	-
Turner, Terrell	7-4	9.0	-	-	-	1.5-17	1.0-2	1.5-4	-	1.0-7	-	1.0-10	-	3.0-16	-	-
Clay, Michael	8-1	8.5	-	2.0-17	DNP	DNP	DNP	-	-	1.0-1	1.5-1	-	-	-	2.0-6	2.0-4
Stuckey, Dewitt	5-2	6.0	1.0-1	-	-	1.0-7	-	1.0-6	1.0-7	-	1.0-3	-	-	-	1.0-2	-
Alonso, Kiko	5-2	6.0	DNP	-	0.5-2	-	-	-	1.0-6	-	DNP	-	-	-	2.0-5	2.5-8
Remington, I.	3-2	4.0	1.0-1	-	-	-	1.0-9	-	1.5-2	-	-	0.5-2	-	-	-	-
Lokombo, Boseko	3-1	3.5	-	-	0.5-2	1.0-3	-	1.0-8	-	-	-	-	-	1.0-5	-	-
Boyett, John	3-1	3.5	1.0-1	-	DNP	-	1.0-1	-	-	-	-	-	1.0-5	-	-	0.5-3
Hart, Taylor	2-2	3.0	-	-	-	-	-	0.5-0	-	-	1.0-2	0.5-4	-	-	1.0-4	-
Mitchell, T.	3-0	3.0	-	1.0-2	-	1.0-4	-	-	-	1.0-1	-	-	-	-	-	-
Hanna, Brandon	3-0	3.0	-	-	1.0-2	-	1.0-9	-	-	-	1.0-2	-	-	-	-	-
TEAM	3-0	3.0	-	-	1.0-3	-	-	1.0-1	-	-	-	-	1.0-5	-	-	-
Hardrick, R.	2-0	2.0	DNP	DNP	2.0-3	-	-	-	DNP	DNP	DNP	DNP	DNP	DNP	DNP	DNP
Hagen, Ryan	2-0	2.0	DNP	-	-	DNP	DNP	DNP	1.0-8	DNP	DNP	DNP	DNP	1.0-7	-	DNP
Stewart, Je.	2-0	2.0	DNP	-	2.0-5	DNP	DNP	DNP	-	DNP	DNP	-	DNP	-	-	DNP
Pleasant, Eddie	2-0	2.0	-	-	-	-	-	1.0-2	DNP	1.0-7	-	-	-	-	-	-
Patterson, A.	1-1	1.5	-	-	-	-	-	-	-	-	1.5-2	-	-	-	-	-
Keliikipi, Wade	1-1	1.5	-	-	-	-	-	-	-	-	1.5-12	-	-	-	-	-
Hill, Troy	1-0	1.0	-	-	-	-	-	-	-	-	1.0-1	-	-	-	-	-
Wallace, A.	1-0	1.0	DNP	DNP	DNP	DNP	DNP	DNP	-	-	-	DNP	1.0-2	-	DNP	-
Malone, Derrick	1-0	1.0	-	-	-	-	-	-	-	-	1.0-6	-	-	-	-	-
Washington, T.	1-0	1.0	DNP	-	1.0-3	-	-	DNP	DNP	DNP	-	-	-	-	-	-
Mathis, Dior	1-0	1.0	DNP	-	-	DNP	DNP	DNP	1.0-1	-	DNP	DNP	DNP	-	DNP	DNP
Kamalani, K.	1-0	1.0	-	-	-	-	-	-	1.0-1	-	-	-	-	-	-	-
Gildon, Anthony	0-1	0.5	0.5-1	-	-	-	-	-	-	DNP	DNP	-	DNP	DNP	-	DNP
Harris, Cliff	0-1	0.5	DNP	-	-	-	-	0.5-3	-	DNP	DNP	DNP	DNP	DNP	DNP	DNP
Heimuli, Ricky	0-1	0.5	-	-	-	-	-	-	0.5-1	-	-	-	-	-	-	-
Ekpre-Okomu, I.	0-1	0.5	-	-	-	-	-	0.5-0	-	-	-	-	-	-	-	-

## RED ZONE EFFICIENCY

## OREGON

Opponent	Inside 20	Tot Pts	TD	Run/Pass	TD Pct.	FG	Scoring Pct.
LSU	5	27	3	2/1	.600	2	1.000
Nevada	4	20	3	1/2	.750	0	.750
Missouri State	4	21	3	1/2	.750	0	.750
Arizona	8	56	8	6/2	1.000	0	1.000
California	3	21	3	1/2	1.000	0	1.000
Arizona State	6	34	4	3/1	.667	2	1.000
Colorado	5	25	3	2/1	.600	1	.800
Washington State	2	7	1	0/1	.500	0	.500
Washington	5	31	4	3/1	.800	1	1.000
Stanford	3	22	3	2/1	1.000	0	1.000
USC	6	22	3	3/0	.500	0	.500
Oregon State	7	42	6	3/3	.857	0	.857
UCLA	5	28	4	3/1	.800	0	.800
Wisconsin	4	24	3	1/2	.750	1	1.000
<b>Total</b>	<b>67</b>	<b>380</b>	<b>51</b>	<b>31/20</b>	<b>.761</b>	<b>7</b>	<b>.866</b>

## OPPONENT

Opponent	Inside 20	Tot Pts	TD	Run/Pass	TD Pct.	FG	Scoring Pct.
LSU	5	31	4	3/1	.800	1	1.000
Nevada	5	20	3	2/1	.600	0	.600
Missouri State	2	7	1	1/0	.500	0	.500
Arizona	5	25	3	1/2	.600	1	.800
California	4	12	1	0/1	.250	2	.750
Arizona State	5	20	2	1/1	.400	2	.800
Colorado	0	0	0	0/0	.000	0	.000
Washington State	4	11	1	1/0	.250	1	.500
Washington	3	17	2	0/2	.667	1	1.000
Stanford	5	30	4	1/3	.800	1	1.000
USC	6	31	4	1/3	.667	1	.833
Oregon State	1	7	1	0/1	1.000	0	1.000
UCLA	2	14	2	1/1	1.000	0	1.000
Wisconsin	5	24	3	2/1	.600	1	.800
<b>Total</b>	<b>52</b>	<b>249</b>	<b>31</b>	<b>14/17</b>	<b>.596</b>	<b>11</b>	<b>.808</b>

## 2011 GAME-BY-GAME STARTERS

## OFFENSE

Game	WR	LT	LG	C	RG	RT	TE	WR
LSU	Hoffman	Weems	York	Grasu	Golpashin	Asper	-	Tuinei
Nevada	Hoffman	Weems	York	Grasu	Asper	Cody	Paulson	Tuinei
Missouri St.	Hoffman	Weems	York	Grasu	Asper	Cody	Paulson	Tuinei
Arizona	Hoffman	Weems	York	Grasu	Asper	Cody	Paulson	Tuinei
California	Hoffman	Weems	York	Grasu	Asper	Cody	Paulson	Tuinei
Arizona St.	Vaughn	Weems	York	Grasu	Asper	Cody	Paulson	Tuinei
Colorado	De. Thomas	Weems	York	Grasu	Asper	Cody	Paulson	Tuinei
Wash. St.	Hoffman	Weems	York	Grasu	Asper	Cody	Paulson	Tuinei
Washington	Hawkins	Weems	York	Grasu	Asper	Cody	Paulson	Tuinei
Stanford	De. Thomas	Weems	York	Grasu	Asper	Cody	Paulson	Tuinei
USC	De. Thomas	Weems	York	Grasu	Asper	Cody	Paulson	Tuinei
Oregon St.	De. Thomas	Weems	York	Grasu	Asper	Cody	Paulson	Tuinei
UCLA	De. Thomas	Weems	York	Grasu	Asper	Cody	Paulson	Tuinei
Wisconsin	De. Thomas	Weems	York	Grasu	Asper	Cody	Paulson	Tuinei

Game	WR	QB	RB	RB
LSU	Huff	Thomas	James	Barner
Nevada	Vaughn	Thomas	James	-
Missouri St.	Vaughn	Thomas	James	-
Arizona	-	Thomas	James	Barner
California	Vaughn	Thomas	James	-
Arizona St.	Huff	Thomas	Barner	-
Colorado	Huff	Bennett	Barner	-
Wash. St.	Huff	Thomas	James	-
Washington	Huff	Thomas	James	-
Stanford	Huff	Thomas	James	-
USC	Huff	Thomas	James	-
Oregon St.	Huff	Thomas	James	-
UCLA	Huff	Thomas	Barner	-
Wisconsin	Huff	Thomas	James	-

## DEFENSE

Game	DE	DT	DT	DE	WILL	MIKE	SAM
LSU	Turner	Hart	Remington	Jordan	Clay	Stuckey	Kaddu
Nevada	Turner	Hart	Remington	Jordan	Clay	Stuckey	Kaddu
Missouri St.	Turner	Hart	Remington	Jordan	Stuckey	Alonso	Kaddu
Arizona	Turner	Hart	Keliikipi	Jordan	Stuckey	Alonso	Kaddu
California	Turner	Hart	Keliikipi	Jordan	Stuckey	Alonso	Kaddu
Arizona St.	Turner	Hart	Keliikipi	Jordan	Stuckey	Alonso	Kaddu
Colorado	Turner	Hart	Keliikipi	Jordan	Clay	Stuckey	Kaddu
Wash. St.	Turner	Hart	Keliikipi	Jordan	Clay	Stuckey	Kaddu
Washington	Turner	Hart	Keliikipi	Jordan	Clay	Stuckey	Kaddu
Stanford	Turner	Hart	Keliikipi	Jordan	Clay	Stuckey	Kaddu
USC	Turner	Hart	Keliikipi	Hanna	Clay	Stuckey	Kaddu
Oregon St.	Turner	Hart	Keliikipi	Hanna	Clay	Alonso	Kaddu
UCLA	Turner	Hart	Keliikipi	Jordan	Clay	Stuckey	Kaddu
Wisconsin	Turner	Hart	Keliikipi	Jordan	Clay	Stuckey	Kaddu

Game	LC	ROV	FS	RC
LSU	Mitchell	Pleasant	Boyett	Gildon
Nevada	Mitchell	Pleasant	Boyett	Gildon
Missouri St.	Mitchell	Pleasant	Patterson	Gildon
Arizona	Mitchell	Pleasant	Boyett	Gildon
California	Mitchell	Pleasant	Boyett	Gildon
Arizona St.	Mitchell	Pleasant	Boyett	Gildon
Colorado	Hill	Patterson	Boyett	Gildon
Wash. St.	Hill	Pleasant	Boyett	Ekpre-Olomu
Washington	Mitchell	Pleasant	Boyett	Hill
Stanford	Mitchell	Pleasant	Boyett	Gildon
USC	Mitchell	Pleasant	Boyett	Hill
Oregon St.	Mitchell	Pleasant	Boyett	Hill
UCLA	Mitchell	Pleasant	Boyett	Hill
Wisconsin	Mitchell	Pleasant	Boyett	Ekpre-Olomu

## 2011 OREGON INDIVIDUAL GAME HIGHS

Rushes	31	Barner, Kenjon vs Arizona State (10/15/11)
Yards Rushing	288	James, LaMichael at Arizona (09/24/11)
TD Rushes	3	James, LaMichael vs Missouri St. (09/17/11)
		James, LaMichael at Stanford (11/12/11)
		James, LaMichael vs UCLA (12/02/11)
Long Rush	91	Thomas, De'Anthony vs Wisconsin (01/02/12)
Pass attempts	54	Thomas, Darron vs LSU (09/03/11)
Pass completions	31	Thomas, Darron vs LSU (09/03/11)
Yards Passing	305	Thomas, Darron vs Oregon State (11/26/11)
TD Passes	6	Thomas, Darron vs Nevada (09/10/11)
Long Pass	69	Thomas, Darron vs Nevada (09/10/11)
Receptions	10	Thomas, De'Anthony vs Oregon St. (11/26/11)
Yards Receiving	158	Tuinei, Lavasier vs Wisconsin (01/02/12)
TD Receptions	2	Thomas, De'Anthony vs Nevada (09/10/11)
		Tuinei, Lavasier vs Missouri State (09/17/11)
		Lyerla, Colt vs Missouri State (09/17/11)
		Thomas, De'Anthony vs California (10/06/11)
		Tuinei, Lavasier vs Washington St. (10/29/11)
		Tuinei, Lavasier vs Wisconsin (01/02/12)
Long Reception	69	Thomas, De'Anthony vs Nevada (09/10/11)
Field Goals	2	Beard, Rob vs LSU (09/03/11)
		Maldonado, Alejandro vs Arizona St. (10/15/11)
		Maldonado, Alejandro at Washington (11/05/11)
Long Field Goal	40	Maldonado, Alejandro at Washington (11/05/11)
		Maldonado, Alejandro at Stanford (11/12/11)
Punts	5	Rice, Jackson vs California (10/06/11)
		Rice, Jackson vs Arizona State (10/15/11)
Punting Avg.	54.0	Rice, Jackson at Colorado (10/22/11)
Long Punt	61	Rice, Jackson at Arizona (09/24/11)
		Rice, Jackson at Colorado (10/22/11)
Punts inside 20	3	Rice, Jackson vs Arizona State (10/15/11)
		Rice, Jackson at Colorado (10/22/11)
Long Punt Return	58	James, LaMichael vs Nevada (09/10/11)
Long Kickoff Return	96	Thomas, De'Anthony vs USC (11/19/11)
Tackles	17	Boyett, John vs Wisconsin (01/02/12)
Sacks	2.0	Kaddu, Josh at Colorado (10/22/11)
		Turner, Terrell vs Oregon State (11/26/11)
		Jordan, Dion vs Oregon State (11/26/11)
		Clay, Michael vs UCLA (12/02/11)
Tackles For Loss	3.0	Kaddu, Josh at Colorado (10/22/11)
		Turner, Terrell vs Oregon State (11/26/11)
Interceptions	2	Pleasant, Eddie at Washington (11/05/11)

## 2011 OREGON TEAM GAME HIGHS

Rushes	62	vs Oregon State (11/26/11)
Yards Rushing	416	vs Missouri State (09/17/11)
Yards Per Rush	9.7	vs Missouri State (09/17/11)
TD Rushes	6	at Arizona (09/24/11)
Pass attempts	54	vs LSU (09/03/11)
Pass completions	31	vs LSU (09/03/11)
Yards Passing	331	vs Nevada (09/10/11)
Yards Per Pass	12.7	vs Nevada (09/10/11)
TD Passes	6	vs Nevada (09/10/11)
Total Plays	102	vs Oregon State (11/26/11)
Total Offense	681	vs Missouri State (09/17/11)
Yards Per Play	10.6	vs Missouri State (09/17/11)
Points	69	vs Nevada (09/10/11)
Sacks By	6	at Washington (11/05/11)
		vs Oregon State (11/26/11)
First Downs	38	vs Oregon State (11/26/11)
Penalties	12	vs LSU (09/03/11)
Penalty Yards	120	vs UCLA (12/02/11)
Turnovers	4	vs LSU (09/03/11)
Interceptions By	3	vs Nevada (09/10/11)
Punts	5	vs California (10/06/11)
		vs Arizona State (10/15/11)
		vs USC (11/19/11)
Punting Avg.	54.0	at Colorado (10/22/11)
Long Punt	61	at Arizona (09/24/11)
		at Colorado (10/22/11)
Punts inside 20	3	vs Arizona State (10/15/11)
		at Colorado (10/22/11)
Long Punt Return	58	vs Nevada (09/10/11)

## 2011 OPPONENT INDIVIDUAL GAME HIGHS

Rushes	32	Ball, Montee, vs Wisconsin (01/02/12)
Yards Rushing	164	Ball, Montee, vs Wisconsin (01/02/12)
TD Rushes	2	Michael Ford, vs LSU (09/03/11)
Long Rush	51	Miles, Jamal, vs Arizona State (10/15/11)
Pass attempts	57	Foles, N., at Arizona (09/24/11)
Pass completions	34	Foles, N., at Arizona (09/24/11)
Yards Passing	398	Foles, N., at Arizona (09/24/11)
TD Passes	4	Barkley, Matt, vs USC (11/19/11)
Long Pass	59	Barkley, Matt, vs USC (11/19/11)
Receptions	11	Wilson, Marq., vs Washington State (10/29/11)
Yards Receiving	187	Lee, Marqise, vs USC (11/19/11)
TD Receptions	2	Roberts, D., at Arizona (09/24/11)
		Whalen, G, at Stanford (11/12/11)
		Woods, Robert, vs USC (11/19/11)
		Rosario, Nelson, vs UCLA (12/02/11)
		Lee, Marqise, vs USC (11/19/11)
Long Reception	59	Lee, Marqise, vs USC (11/19/11)
Field Goals	3	Tavecchio, Gior, vs California (10/06/11)
Long Field Goal	54	Tavecchio, Gior, vs California (10/06/11)
Punts	12	O'Neill, Darragh, at Colorado (10/22/11)
Punting Avg.	48.2	Locke, Jeff, vs UCLA (12/02/11)
Long Punt	62	Hurst, Jake, vs Nevada (09/10/11)
Punts inside 20	5	O'Neill, Darragh, at Colorado (10/22/11)
Long Punt Return	20	Embree, Taylor, vs UCLA (12/02/11)
Long Kickoff Return	60	Abbrederis, Jar, vs Wisconsin (01/02/12)
Tackles	14	Pullard, Hayes, vs USC (11/19/11)
Sacks	2.0	Masifilo, M, at Stanford (11/12/11)
		Perry, Nick, vs USC (11/19/11)
		Pullard, Hayes, vs USC (11/19/11)
Tackles For Loss	3.0	Masifilo, M, at Stanford (11/12/11)
Interceptions	1	Tharold Simon, vs LSU (09/03/11)
		Campbell, D.J., vs California (10/06/11)
		Lyons, Shelly, vs Arizona State (10/15/11)
		Horton, Damante, vs Washington St. (10/29/11)
		Bucannon, Deone, vs Washington St. (10/29/11)
		Larimore, Pat, vs UCLA (12/02/11)
		Henry, Aaron, vs Wisconsin (01/02/12)

## 2011 OPPONENT TEAM GAME HIGHS

Rushes	55	vs Missouri State (09/17/11)
Yards Rushing	283	vs Nevada (09/10/11)
Yards Per Rush	5.5	vs Nevada (09/10/11)
TD Rushes	3	vs LSU (09/03/11)
Pass attempts	60	vs California (10/06/11)
Pass completions	34	at Arizona (09/24/11)
Yards Passing	398	at Arizona (09/24/11)
Yards Per Pass	11.4	vs Wisconsin (01/02/12)
TD Passes	4	vs USC (11/19/11)
Total Plays	92	at Arizona (09/24/11)
Total Offense	516	vs Nevada (09/10/11)
Yards Per Play	7.1	vs Wisconsin (01/02/12)
Points	40	vs LSU (09/03/11)
Sacks By	4	vs USC (11/19/11)
First Downs	30	vs Washington State (10/29/11)
Penalties	10	at Colorado (10/22/11)
		vs Washington State (10/29/11)
Penalty Yards	95	vs Arizona State (10/15/11)
		vs Washington State (10/29/11)
Turnovers	5	at Stanford (11/12/11)
Interceptions By	2	vs Washington State (10/29/11)
Punts	12	at Colorado (10/22/11)
Punting Avg.	48.2	vs UCLA (12/02/11)
Long Punt	62	vs Nevada (09/10/11)
Punts inside 20	5	at Colorado (10/22/11)
Long Punt Return	20	vs UCLA (12/02/11)

## THE LAST TIME...

### RUSHING

#### Player Rushed for 100 Yards

by UO 159, LaMichael James; 155, **De'Anthony Thomas** vs. Wisconsin 1/2/2012  
by Opp 164, Montee Ball vs. Wisconsin 1/2/2012

#### Two Players Rushed for 100 Yards

by UO LaMichael James (159) and **De'Anthony Thomas** (155) vs. Wisconsin 1/2/2012  
by Opp Reggie Bush (122) and LenDale White (111) vs. USC 9/24/2005

#### Player Rushed for 200 Yards

by UO 219, LaMichael James vs. UCLA 12/2/2011  
by Opp 223, Toby Gerhart at Stanford 11/7/2009

#### Player Rushed 30 Times

by UO 31 (171 yds), **Kenjon Barner** vs. Arizona State 10/15/2011  
by Opp 32 (164 yds), Montee Ball vs. Wisconsin 1/2/2012

#### Player Rushed for 3 Touchdowns or More

by UO 3, LaMichael James vs. UCLA 12/2/2011  
by Opp 3, Toby Gerhart at Stanford 11/7/2009

#### Player Scored on 50-Yard Run or Longer

by UO 64, **De'Anthony Thomas** vs. Wisconsin 1/2/2012  
by Opp 53, Deantre Lewis at Arizona State 9/25/2010

#### Player had a 70-Yard Run or Longer

by UO 91, **De'Anthony Thomas** vs. Wisconsin 1/2/2012  
by Opp 80, Kory Sheets, at Purdue 9/13/2008

#### Player had an 80-Yard Run or Longer

by UO 91, **De'Anthony Thomas** vs. Wisconsin 1/2/2012  
by Opp 80, Kory Sheets at Purdue 9/13/2008

### PASSING

#### Player Passed for 400 Yards

by UO 425, Kellen Clemens (36-48) vs. Washington 10/15/2005  
by Opp 448, Nick Foles (29-54) vs. Arizona 11/26/2010

#### Player Completed 25 Passes

by UO 27, Darron Thomas (305 yds) vs. Oregon State 11/26/2011  
by Opp 27, Sean Mannion (299 yds) vs. Oregon State 11/26/2011

#### Player Attempted 40 Passes

by UO 40, Darron Thomas (27 comp) vs. Oregon State 11/26/2011  
by Opp 44, Sean Mannion (27 comp) vs. Oregon State 11/26/2011

#### Player Passed for 4 or more Touchdowns

by UO 4, Darron Thomas vs. Oregon State 11/26/2011  
by Opp 4, Matt Barkley vs. USC 11/19/2011

#### Player Passed for 5 or more Touchdowns

by UO 6, Darron Thomas vs. Nevada 9/10/2011  
by Opp 5, Lyle Moevao at Oregon State 11/29/2008

### RECEIVING

#### Player Caught 10 or More Passes

by UO 10, **De'Anthony Thomas** (86 yds) vs. Oregon State 11/26/2011  
by Opp 11, Marquise Wilson (126 yds) vs. Washington State 10/29/2011

#### Player Gained 150 Yards Receiving

by UO 158, Lavasier Tuinei (8 rec.) vs. Wisconsin 1/2/2012  
by Opp 187, Marqise Lee (8 rec.) vs. USC 11/19/2011

#### Two players had 100 yards Receiving

by UO Cameron Colvin (136) and Jaison Williams (113) vs. Stanford 9/22/2007  
by Opp Jared Abbrederis (119) and Nick Toon (104) vs. Wisconsin 1/2/2012

#### Player Made Three Touchdown Receptions

by UO 3, Jeff Maehl at USC 10/30/2010  
by Opp 3, Juron Criner at Arizona 11/21/2009

#### Player Scored on 50-Yard Pass Play or Longer

by UO 59, **Josh Huff (Darron Thomas)** at Stanford 11/12/2011  
by Opp 58, J. Stevenson (Sean Mannion) vs. Oregon State 11/26/2011

#### Player Scored on 80-Yard Pass Play or Longer

by UO 84, LaMichael James (Darron Thomas) at Washington State 10/9/2010  
by Opp 85, Juron Criner (Nick Foles) vs. Arizona 11/26/2010

### SPECIAL TEAMS

#### Player Accumulated 100 Yards or More Punt Returns

by UO 127, Cliff Harris vs. Washington 11/6/2010  
by Opp 146, Curtis Conway at USC 10/10/1992

#### Player Returned Punt for Touchdown

by UO 58, LaMichael James vs. Nevada 9/10/2011  
by Opp 65, DeSean Jackson at California 10/7/2006

#### Player Accumulated 200 Yards or More Kickoff Returns

by UO 201, Walter Thurmond III vs. Oklahoma State 12/30/2008  
by Opp 211, Dee Moronkola at Washington State 10/10/1998

#### Player Returned Kickoff for Touchdown

by UO 96, **De'Anthony Thomas** vs. USC 11/19/2011  
by Opp 100, Terry Richardson at ASU 9/30/2006

#### Player Scored a Touchdown on a Blocked Punt

by UO **Boseko Lokombo** (Avery Patterson block) vs. Washington St. 10/29/2011  
by Opp Jon Alston at Stanford 10/1/2005

#### Player Blocked Punt (No Touchdown)

by UO Rory Cavaille vs. Arizona State 11/14/2009  
by Opp T.J. McDonald vs. USC 11/19/2011

#### Player Scored a Touchdown on a Blocked Field Goal

by UO A.J. Tuitele (Jeremy Gibbs) vs. Stanford 9/2/2006  
by Opp Marlin Jackson (Jeremy LeSueur) vs. Michigan 9/20/2003

#### Player Blocked a Field Goal (No Touchdown)

by UO **John Boyett** vs. California 10/6/2011  
by Opp Latchison vs. New Mexico 9/4/2010

### KICKING

#### Player Kicked Four or More Field Goals

by UO 4, Morgan Flint vs. USC 10/31/2009  
by Opp 4, Justin Kahut vs. Oregon State 12/3/2009

#### Player Kicked 50-Yard or Longer Field Goal

by UO 52, Matt Evensen at Arizona State 10/25/2008  
by Opp 54, Giorgio Tavecchio vs. California 10/6/2011

#### Player had a 70+ Yard Punt

by UO 75, Kurtis Doerr at Michigan State 9/2/1999  
by Opp 77, Jeff Locke at UCLA 10/10/2009

#### Player Missed Point After Touchdown

by UO **Alejandro Maldonado** at Colorado 10/22/2011  
by Opp E. Whitaker at Stanford 11/12/2011

### DEFENSE

#### Player Made 15 or More Tackles

by UO 17, **John Boyett** vs. Wisconsin 1/2/2012  
by Opp 16, Mike Mohamed at California 11/13/2010

#### Player Made Three or More Interceptions

by UO 3, Steve Smith vs. Colorado 1/1/2002  
by Opp 3, Jake Cookus at Oregon State 11/18/2000

#### Player Returned Interception for Touchdown

by UO **Boseko Lokombo** (40 yds) at Stanford 11/12/2011  
by Opp Damante Horton (76 yds) vs. Washington State 10/29/2011

**Player Recovered/Returned Fumble for Touchdown**

by UO **Boseko Lokombo** at Arizona State 9/25/2010  
by Opp Louis Nzegwu vs. Wisconsin (33 yds) 1/2/2012

**Player Scored a Safety**

by UO Team vs. Washington State 10/13/2007  
by Opp Team vs. Colorado 10/22/2011

**TEAM****Surpassed 500 Yards Total Offense**

by UO 621, vs. Wisconsin 1/2/2012  
by Opp 508, vs. Wisconsin 1/2/2012

**Rushed for 300 Yards**

by UO 345, vs. Wisconsin 1/2/2012  
by Opp 315, vs. Houston 9/1/2007

**Passed for 400 Yards**

by UO 424, vs. Washington 10/15/2005  
by Opp 448, vs. Arizona 11/26/10

**Recorded a Shutout**

by UO 69-0, vs. Portland State 9/18/2010  
by Opp 0-16, at UCLA 11/24/2007

**Scored 50 Points**

by UO 53-30, at Stanford 11/12/2011  
by Opp 51-42, at Stanford 11/7/2009

**Failed to Rush for 100 Yards**

by UO 75, vs. Auburn 1/10/2011  
by Opp 16, vs. Oregon State 11/26/2011

**Failed to Pass for 100 Yards**

by UO 81, vs. Ohio State 1/1/2010  
by Opp 98, vs. LSU 9/3/2011

**Failed to Gain 100 Yards Total Offense**

by UO 97, (27 rush, 70 pass) at Washington State 10/8/1994  
by Opp 88, San Jose State 10/6/1962

**Team had 100 or More Penalty Yards**

by UO 120, vs. UCLA (10 penalties) 12/2/2010  
by Opp 100, vs. Utah (10 penalties) 9/19/2009



**Game 1 - Sept. 3**

**#3 OREGON 27**  
**#4 LSU 40**

**Arlington, Texas (87,711)**  
**Cowboys Stadium**  
**72 degrees, indoors**

ARLINGTON, Texas — LSU scored 24 unanswered points to overcome a 13-9 deficit late in the second quarter to post their first of 13 straight wins en route to a berth in the BCS National Championship Game.

LaMichael James became Oregon's career rushing leader but Michael Ford ran for two touchdowns and Jarrett Lee admirably directed LSU's offense in place of suspended quarterback Jordan Jefferson in the fourth-ranked Tigers' season-opening 40-27 victory over No. 3 Oregon.

Ford and Spencer Ware had touchdown runs in a span of 3:20 late in the third quarter after Oregon freshman De'Anthony Thomas fumbled on consecutive touches as four turnovers became too much for the Ducks to overcome.

LSU took a 16-13 lead it would never relinquish just before halftime on Rueben Randle's 10-yard TD catch from Lee.

Randle caught the ball in the front corner of the end zone over freshman cornerback Terrance Mitchell.

The other LSU touchdown before halftime came when punt returner Kenjon Barner fielded a punt inside the 5 and took a couple of steps backwards before Tyrann Mathieu stripped the ball away, scooped it up after it bounced on the turf and took a couple of steps into the end zone.

The Tigers posted their 34th-consecutive nonconference win, the longest such streak in the nation, including all 23 in the regular season under seventh-year coach Les Miles. The overall streak dates back to their 26-8 loss to Virginia Tech in the 2002 season opener.

Lee's 10th career start was his first since a win over Louisiana Tech in 2009. Even though the senior completed only 10 of 22 passes for 98 yards, he didn't have an interception and appeared steady throughout the game.

Ware had 26 carries for 99 yards while Fort had 14 runs for 98 yards and two TDs, his second on a 16-yard run in the fourth quarter.

James had one of his tougher career games, even though he scored a touchdown for the 12th time his last 13 games, carrying the football 18 carries for 54 yards.

The junior finished the game with 3,331 career rushing yards to break the Oregon career mark previously held by Derek Loville who tallied 3,296 yards from 1986-89.

De. Thomas scored on a 4-yard run in the final minute of the first opening game between top-five teams on a neutral field since 1984.

Ducks' quarterback Darron Thomas set career marks with 31 completions and 54 attempts, in addition to passing for 240 yards with one touchdown and an interception.

Rob Beard had field goals of 29 and 30 yards that put Oregon up 6-3 in the first quarter. Drew Alleman had kicks of 44 and 32 for LSU.

Junior John Boyett completed the season opener with a personal collegiate best 14 tackles while senior linebacker Dewitt Stuckey made the most of his debut in the starting lineup, adding a career-high 10 stops.

<b>Oregon</b>	<b>6</b>	<b>7</b>	<b>0</b>	<b>14</b>	<b>27</b>	<b>Record: (0-1)</b>
<b>LSU</b>	<b>3</b>	<b>13</b>	<b>14</b>	<b>10</b>	<b>40</b>	<b>Record: (1-0)</b>

1st	11:14	LSU	Alleman, Drew 44 field goal, 6-12, 2:35, UO 0 - LSU 3
	03:55	ORE	Beard, Rob 29 field goal, 12-39, 4:14, UO 3 - LSU 3
	00:42	ORE	Beard 30 field goal, 4-7, 0:30, UO 6 - LSU 3
2nd	14:43	LSU	Mathieu, Tyrann 3 fumble recovery (Alleman kick failed), UO 6 - LSU 9
	05:16	ORE	James, LaMichael 3 run (Beard kick), 19-79, 7:41, UO 13 - LSU 9
	00:44	LSU	Randle, Rueben 10 pass from Lee, Jarrett (Alleman kick) 12-75, 4:26, UO 13-LSU 16
3rd	06:23	LSU	Ford, Michael 5 run (Alleman kick), 5-24, 1:55, UO 13 - LSU 23
	03:03	LSU	Ware, Spencer 1 run (Alleman kick), 6-41, 3:12, UO 13 - LSU 30
4th	14:07	LSU	Alleman 32 field goal, 8-33, 3:25, UO 13 - LSU 33
	09:14	ORE	Huff, Josh 8 pass from Thomas, Darron (Beard kick), 13-68, 4:47, UO 20 - LSU 33
	02:52	LSU	Ford 16 run (Alleman kick), 5-41, 2:56, UO 20 - LSU 40
	00:13	ORE	Thomas, De'Anthony 4 run (Beard kick), 11-70, 2:33, UO 27 - LSU 40

**RUSHING:** Oregon-James, LaMichael 18-54; Thomas, De'Anthony 4-22; Thomas, Darron 2-12; Barner, Kenjon 4-7. LSU-Ware, Spencer 26-99; Ford, Michael 14-96; Hilliard, Kenny 2-3; Blue, Alfred 1-2; Lee, Jarrett 2-minus 4; TEAM 3-minus

**PASSING:** Oregon-Thomas, Darron 31-54-1-240. LSU-Lee, Jarrett 10-22-0-98.

**RECEIVING:** Oregon-Tuinei, Lavasier 7-47; James, LaMichael 6-61; Thomas, De'Anthony 6-47; Huff, Josh 5-28; Paulson, David 3-21; Hoffman, Justin 2-22; Barner, Kenjon 1-9; Murphy, Will 1-5. LSU-Peterson, Deangelo 4-62; Beckham, Odell 2-10; Randle, Rueben 1-10; Ware, Spencer 1-9; Ford, Michael 1-4; Landry, Jarvis 1-3.

**INTERCEPTIONS:** Oregon-None. LSU-Simon, Tharold 1-minus 2.

**FUMBLES:** Oregon-Thomas, De'Anthony 2-2; Barner, Kenjon 1-1. LSU-TEAM 2-1; Ware, Spencer 1-0.

**SACKS (UA-A):** Oregon-Kaddu, Josh 1-0. LSU-None.

**TACKLES (UA-A):** Oregon-Boyett, John 6-8; Stuckey, Dewitt 4-6; Clay, Michael 3-6; Gildon, Anthony 2-6; Jackson, Brian 0-8; Hanna, Brandon 2-5; Pleasant, Eddie 2-4; Remington, Isaac 1-3; Turner, Terrell 1-3; Hart, Taylor 0-4; Kaddu, Josh 1-2; Jordan, Dion 0-3; Mitchell, Terrance 0-3; Lokombo, Boseko 0-3; Keliikipi, Wade 0-2; Tuinei, Lavasier 1-0; Beard, Rob 1-0; Barner, Kenjon 1-0; Patterson, Avery 0-1; Heimuli, Ricky 0-1. LSU-Mathieu, Tyrann 5-5; Taylor, Brandon 4-5; Simon, Tharold 6-2; Claiborne, Morris 5-1; Brockers, Michael 3-2; Montgomery, Sam 2-2; Reid, Eric 2-2; Edwards, Lavar 2-2; Baker, Ryan 1-3; Logan, Bennie 1-3; Minter, Kevin 0-4; Brooks, Ron 3-0; Jones, Tahj 1-1; Blue, Alfred 1-1; Loston, Craig 1-1; Barrow, Lamin 1-1; Duplessis, Rocky 1-1; Adams, Kendrick 0-2; Mingo, Barkevious 1-0; Muncie, Luke 1-0; Bryant, Derrick 1-0; Alleman, Drew 0-1; Downs, Josh 0-1; Johnson, Anthony 0-1; Ferguson, Ego 0-1.

<b>TEAM STATISTICS</b>	<b>ORE</b>	<b>LSU</b>
FIRST DOWNS	18	18
RUSHES-YARDS (NET)	28-95	48-175
PASSING YDS (NET)	240	98
Passes Att-Comp-Int	54-31-1	22-10-0
TOTAL OFFENSE PLAYS-YARDS	82-335	70-273
Fumble Returns-Yards	0-0	2-6
Punt Returns-Yards	4--10	3-26
Kickoff Returns-Yards	8-150	4-99
Interception Returns-Yards	0-0	1--2
Punts (Number-Avg)	4-47.2	6-41.3
Fumbles-Lost	3-3	3-1
Penalties-Yards	12-95	5-47
Possession Time	26:56	33:04
Third-Down Conversions	9 of 19	6 of 15
Fourth-Down Conversions	1 of 2	0 of 0
Red-Zone Scores-Chances	5-5	5-5
Sacks By: Number-Yards	1-6	0-0



## Game 2 - Sept. 10

**NEVADA** 20  
**#13 OREGON** 69

**Eugene, Oregon (58,818)**  
**Autzen Stadium**  
**84 degrees, sunny**

EUGENE -- Darron Thomas matched a school record with six touchdown passes and No. 13 Oregon bounced back from its season-opening

loss to beat Nevada, 69-20.

LaMichael James ran for 67 yards and a touchdown, caught a scoring pass from Thomas and returned a punt for a score to become the first Oregon player on record to score in all three phases of the game.

True freshman running back De'Anthony Thomas caught two passes - both for touchdowns - for 93 yards, to help the Ducks to their 17th straight victory at Autzen Stadium.

Nevada quarterback Tyler Lantrip, a fifth-year senior making his first career start, completed 21 of 35 passes for 219 yards and a touchdown in its season opener.

The loss snapped Nevada's seven-game winning streak, which dated back to last season when the Wolf Pack went 13-1 and finished last season ranked No. 11.

Darron Thomas completed 13 of 19 passes for 295 yards to set a school record for most scoring passes in one half with five in the opening 30 minutes of play.

His six TD tosses matched the single-game school record set twice by Joey Harrington (2000 and 2001) and once by Danny O'Neil (1994).

The Ducks have not dropped a home opener since 2004.

Oregon built a 13-0 lead in the first quarter. Darron Thomas immediately answered the critics by sprinting for a 26-yard gain on Oregon's first drive. James punched it in 4 yards for the score, but the two-point try didn't work.

Nevada got within field-goal range in the quarter, but Anthony Martinez's 38-yard attempt was blocked by John Boyett. Oregon's ensuing series was highlighted by De'Anthony Thomas' 62-yard dash and capped by Darron Thomas' 3-yard scoring pass to Lavasier Tuinei.

Troy Hill intercepted Lantrip's pass on the Oregon 11 and ran it back 45 yards, before Oregon's quarterback hit James with a 44-yard pass to make it 20-0.

Darron Thomas also found Rahsaan Vaughn with a 25-yard scoring pass and freshman tight end Colt Lyerla with a 20-yard TD strike.

Nevada scored with 1:52 left in the half on Lantrip's 5-yard pass to Mike Ball, but the Ducks quickly answered with a 24-yard scoring pass to De'Anthony Thomas to make it 41-7 at the break.

Oregon opened the second half with James' 58-yard punt return to increase the advantage to 48-7.

Nevada's Stephon Jefferson had a 1-yard run midway through the third quarter to cut the deficit to 48-13. But on Oregon's next series, Darron T. connected with De'Anthony T. with another touchdown pass, this time a 69-yarder.

De'Anthony Thomas finished the game with a collegiate-best 204 all-purpose yards.

Thirty-four Oregon defenders were credited with tackles - including linebacker Michael Clay - who posted a career-high 12 stops.

<b>Nevada</b>	<b>0</b>	<b>7</b>	<b>6</b>	<b>7</b>	<b>20</b>	<b>Record: (0-1)</b>
<b>Oregon</b>	<b>13</b>	<b>28</b>	<b>14</b>	<b>14</b>	<b>69</b>	<b>Record: (1-1)</b>

1st	11:17	ORE	James, LaMichael 4 run (Jordan, Dion rush failed), 11-79 3:43, NEV 0 - UO 6
	01:56	ORE	Tuinei, L.T. 3 pass from Thomas, Darron (Maldonado, Alejandro kick), 6-80 2:18, NEV 0 - UO 13
2nd	14:36	ORE	James 44 pass from Thomas (Maldonado kick), 1-44 0:08, NEV 0 - UO 20
	09:57	ORE	Vaughn, Rahsaan 25 pass from Thomas (Maldonado kick), 4-60 1:00, NEV 0 - UO 27
	05:43	ORE	Lyerla, Colt 20 pass from Thomas (Maldonado kick), 4-86 1:11, NEV 0 - UO 34
	01:52	NEV	Ball, Mike 5 pass from Lantrip, Tyler (Martinez, Anthony kick), 11-80 3:51, NEV 7 - UO 34
	00:13	ORE	Thomas, De'Anthony 24 pass from Thomas, Da. (Maldonado kick), 11-81 1:39, NEV 7 - UO 41
3rd	13:30	ORE	James 58 punt return (Maldonado kick), NEV 7 - UO 48
	08:38	NEV	Jefferson, Stephon 1 run (Martinez kick failed), 13-89 4:52, NEV 13 - UO 48
	07:25	ORE	Thomas, De. 69 pass from Thomas, Da. (Maldonado kick), 3-72 1:13, NEV 13 - UO 55
4th	07:26	NEV	Fajardo, Cody 7 run (Martinez kick), 7-68 2:26, NEV 20 - UO 55
	02:24	ORE	Forde, Ayele 26 run (Maldonado kick), 4-27 1:32, NEV 20 - UO 62
	00:20	ORE	Lokombo, Boseko 67 interception return (Maldonado kick), NEV 20 - UO 69

**RUSHING:** Nevada-Ball, Mike 14-99; Jefferson, S. 10-62; Fajardo, Cody 6-58; Lantrip, Tyler 10-51; Hale, Nick 8-20; TEAM 1-minus 1; Matthews, R. 2-minus 6. Oregon-Thomas, De. 8-81; James, L. 12-67; Thomas, Darron 3-35; Carson, Tra 9-34; Forde, Ayele 6-34; Bennett, Bryan 5-21.

**PASSING:** Nevada-Lantrip, Tyler 21-35-2-219; Fajardo, Cody 2-4-1-14. Oregon-Thomas, Darron 13-19-0-295; Bennett, Bryan 2-7-0-36.

**RECEIVING:** Nevada-Matthews, R. 8-100; Anderson, Shane 5-48; Louks, Corbin 3-27; Jeffers, S. 1-16; Bradley, Aaron 1-12; Hale, Nick 1-11; Session, Tray 1-6; Jefferson, S. 1-5; Ball, Mike 1-5; Sudfeld, Zach 1-3. Oregon-Vaughn, Rahsaan 3-45; Tuinei, L. 3-25; Thomas, De. 2-93; James, L. 2-56; Hawkins, Daryle 1-51; Murphy, Will 1-24; Lyerla, Colt 1-20; Dungy, Eric 1-12; Paulson, David 1-5.

**INTERCEPTIONS:** Nevada-None. Oregon-Lokombo, Boseko 1-67; Hill, Troy 1-45; Hanna, Brandon 1-0.

**FUMBLES:** Nevada-Ball, Mike 1-0. Oregon-None.

**SACKS (UA-A):** Nevada-Roy, Brett 1-0. Oregon-Clay, Michael 1-0.

**TACKLES (UA-A):** Nevada-Marshall, B. 5-4; Garrett, C. 4-3; Williams, Duke 5-1; Green, Jeremiah 4-2; Wooten, Khalid 2-4; Johnson, J.M. 5-0; Burnett, Kaelin 4-1; Roy, Brett 2-3; Frey, Isaiah 2-2; Rosette, Albert 2-1; Reynoso, Jack 2-0; Hekking, Brock 1-0; Lantrip, Tyler 1-0; Ball, Mike 1-0; Thompson, Ty 0-1. Oregon-Clay, Michael 6-6; Jackson, Brian 3-4; Washington, T. 3-3; Hill, Troy 5-0; Mitchell, T. 4-1; Remington, I. 2-2; Stuckey, Dewitt 2-2; Alonso, Kiko 2-2; Ekpre-Olomu, I. 1-3; Hart, Taylor 1-3; Kaddu, Josh 3-0; Malone, Derrick 2-1; Butterfield, B. 2-1; Dargan, Erick 2-1; Kamalani, K. 2-1; Jordan, Dion 2-1; Lokombo, Boseko 2-1; Gildon, Anthony 1-2; Keliikipi, Wade 1-2; Hanna, Brandon 2-0; Pleasant, Eddie 2-0; Patterson, A. 1-1; Thompson, Blake 0-2; Ava, Isaac 1-0; Garrity, Mike 1-0; Harris, Cliff 1-0; Palmer, Jeff 1-0; Clanton, Ryan 1-0; Scales, James 1-0; Mathis, Dior 0-1; Turner, Terrell 0-1; Lyerla, Colt 0-1; Boyett, John 0-1; Heimuli, Ricky 0-1.

TEAM STATISTICS	NEV	ORE
FIRST DOWNS	26	25
RUSHES-YARDS (NET)	51-283	43-272
PASSING YDS (NET)	233	331
Passes Att-Comp-Int	39-23-3	26-15-0
TOTAL OFFENSE PLAYS-YARDS	90-516	69-603
Fumble Returns-Yards	0-0	0-0
Punt Returns-Yards	0-0	1-58
Kickoff Returns-Yards	11-221	4-54
Interception Returns-Yards	0-0	3-112
Punts (Number-Avg)	5-40.2	4-41.8
Fumbles-Lost	1-0	0-0
Penalties-Yards	8-55	3-25
Possession Time	38:18	21:42
Third-Down Conversions	7 of 16	6 of 14
Fourth-Down Conversions	1 of 3	2 of 3
Red-Zone Scores-Chances	3-5	3-4
Sacks By: Number-Yards	1-4	1-9



**Game 3 - Sept. 17**

**MISSOURI STATE 7**  
**#12 OREGON 56**

**Eugene, Ore. (58,847)**  
**Autzen Stadium**  
**66 degrees, overcast**

EUGENE — Oregon's LaMichael James ripped off the longest run in the 45-year history of Autzen Stadium and the second-longest scamper in school annals to pace No. 12 Oregon's 56-7 victory over Missouri State.

The 2010 Heisman Trophy finalist tallied 204 yards and three touchdowns on the ground, including a 90-yard scoring gallop midway through the second quarter.

James' record-setting dash was Oregon's longest run since 1938. He added a 1-yard TD run in the first quarter and a 50-yarder in the third.

The long one was really the result of the Ducks' offensive line, James insisted, and the path that was cleared by wide receiver Justin Hoffman - who dramatically pushed aside two defenders.

James has 45 career touchdowns, matching the school record set by Derek Loville (1986-89).

Darron Thomas threw for 206 yards and three touchdowns for the Ducks, who improved their season record to 2-1. Lavasier Tuinei caught scoring passes of 8 and 34 yards, and Oregon sat most of its starters early in the second half.

Tuinei finished the game with career highs 90 receiving yards and multiple scoring catches.

Missouri State (0-3) scored on its first possession but was shutout the final 49 minutes of the game. The Bears were efficient in a nine-play, 84-yard drive that was capped by Chris Douglas' 3-yard touchdown run to make it 7-0. By halftime, though, the Ducks were ahead 35-7.

Trevor Wooden completed six of 13 passes for 91 yards, and ran for 67 yards. He said the issue was keeping up with the bigger, stronger and faster Ducks.

It was the Ducks' 18th straight victory at Autzen Stadium.

Oregon scored twice in the first quarter on James' 1-yard run and Darron Thomas' 8-yard scoring pass to Tuinei.

Oregon freshman De'Anthony Thomas topped 100 all-purpose yards in the first quarter on one punt return, one kickoff return, one run and a reception.

Oregon made it 21-7 on Thomas's 7-yard touchdown pass to freshman Colt Lyerla on a drive that spanned 93 yards on three plays in 37 seconds.

While that was fast, it couldn't compare to James' 90-yard scoring run a short time later. That drive took all of 13 seconds.

Darron Thomas' second scoring pass to Tuinei came with 5:33 to go before the half.

James opened the second half with a 50-yard scoring run to become the first Oregon player to score multiple rushing touchdowns of 50 yards or more in the same game in the modern era.

Oregon backup Bryan Bennett hit Lyerla with a 26-yard TD pass, and Eric Dungy with a 22-yard scoring strike to make it 56-7 in the third quarter after the starters were relegated to the sidelines for the remainder of the day.

Linebackers Jennings Stewart and Rodney Hardrick each finished the game with a pair of tackles for losses as defensive back Avery Patterson led Oregon with eight tackles.

Missouri State	7	0	0	0	7	Record: (0-3)
Oregon	14	21	21	0	56	Record: (2-1)

1st	10:22	MSU	Douglas, Chris 3 run (Witmer, Austin kick), 9-84 4:38, MSU 7 - ORE 0
	07:21	ORE	James, LaMichael 1 run (Maldonado, Alejandro kick), 10-56 3:01, MSU 7 - ORE 7
	03:18	ORE	Tuinei, L.T. 8 pass from Thomas, Darron (Maldonado kick), 4-37 1:10, MSU 7 - ORE 14
2nd	12:11	ORE	Lyerla, Colt 7 pass from Thomas Da., (Maldonado kick), 3-93 0:37, MSU 7 - ORE 21
	08:36	ORE	James 90 run (Maldonado kick), 1-90 0:14, MSU 7 - ORE 28
	05:33	ORE	Tuinei 34 pass from Thomas (Maldonado kick), 3-47 0:51, MSU 7 - ORE 35
3rd	13:43	ORE	James 50 run (Maldonado kick), 4-75 1:17, MSU 7 - ORE 42
	09:32	ORE	Lyerla 26 pass from Bennett, Bryan (Maldonado kick), 9-74 2:26, MSU 7 - ORE 49
	04:45	ORE	Dungy, Eric 22 pass from Bennett (Maldonado kick), 9-76 2:56, MSU 7 - ORE 56

**RUSHING:** Missouri State-Wooden, Trevor 16-67; Scott, Vernon 14-50; Douglas, Chris 19-41; Burton, Julian 3-19; Harris, Kierra 3-8. Oregon-James, LaMichael 12-204; Carson, Tra 9-82; Thomas, De'Anthony 10-67; Forde, Ayele 8-32; Blake, Anthony 3-21; Bennett, Bryan 1-10.

**PASSING:** Missouri State-Wooden, Trevor 6-13-0-91; Harris, Kierra 2-2-0-13. Oregon-Thomas, Darron 11-15-0-206; Bennett, Bryan 5-6-0-59.

**RECEIVING:** Missouri State-Thayer, Matt 3-46; Dotson, Cadarrui 1-32; Burton, Julian 1-10; Saf-fold, Jermain 1-7; Starnes, Ian 1-5; Buford, Dorian 1-4. Oregon-Tuinei, Lavasier 4-90; Vaughn, Rahsaan 2-64; Lyerla, Colt 2-33; Thomas, De'Anthony 2-13; Butterfield, Ben 2-5; James, LaMichael 1-27; Dungy, Eric 1-22; Carson, Tra 1-6; Hoffman, Justin 1-5.

**INTERCEPTIONS:** Missouri State-None. Oregon-None.

**FUMBLES:** Missouri State-Scott, Vernon 1-0. Oregon-Forde, Ayele 1-0; Hill, Troy 1-0.

**SACKS (UA-A):** Missouri State-None. Oregon-Washington, Tony 1-0; TEAM 1-0.

**TACKLES (UA-A):** Missouri State-Callender, Ryan 5-3; Davis, Nate 4-2; Schaffitzel, Cal 3-3; Scarborough, Howard 4-1; Kelly, Rodney 4-0; Crutcher, Mike 3-0; Ruder, Mikel 3-0; Berry, Sybhrian 3-0; Beisel, Andrew 2-1; Fornadel, Pat 1-2; Thomas, Bernard 2-0; Pearce, Eric 2-0; Lee, Anthony 1-1; Blow, Darius 1-1; Montgomery, Martin 1-1; Caine, James 1-1; Ingram, David 1-1; Ferguson, Tevan 0-2; Wright, Jarrett 1-0; Strong, Jimmie 1-0; Reichert, Dan 1-0; Stammers, Wes 1-0; Smith, Jamarius 0-1. Oregon-Patterson, Avery 6-2; Alonso, Kiko 2-5; Kamalani, Keloni 4-2; Pleasant, Eddie 3-3; Kaddu, Josh 4-1; Dargan, Erick 4-1; Stewart, Jennings 3-2; Lokombo, Boseko 1-3; Hardrick, Rodney 3-0; Jackson, Brian 2-1; Hanna, Brandon 2-1; Mathis, Dior 2-0; Washington, Tony 2-0; Hart, Taylor 2-0; Gildon, Anthony 1-1; Jordan, Dion 1-1; Malone, Derrick 1-1; Mitchell, Terrance 1-1; Scales, James 1-1; Remington, Isaac 0-2; Heimuli, Ricky 1-0; Turner, Terrell 1-0; TEAM 1-0; Butterfield, Ben 1-0; Garrity, Mike 1-0; Lyerla, Colt 1-0; Hill, Troy 1-0; Hawkins, Daryle 1-0; Hagen, Ryan 0-1; Ekpre-Oloum, Ifo 0-1.

TEAM STATISTICS	MSU	ORE
FIRST DOWNS	17	25
RUSHES-YARDS (NET)	55-185	43-416
PASSING YDS (NET)	104	265
Passes Att-Comp-Int	15-8-0	21-16-0
TOTAL OFFENSE PLAYS-YARDS	70-289	64-681
Fumble Returns-Yards	0-0	0-0
Punt Returns-Yards	0-0	4-69
Kickoff Returns-Yards	9-162	2-52
Interception Returns-Yards	0-0	0-0
Punts (Number-Avg)	8-41.4	2-49.0
Fumbles-Lost	1-0	2-0
Penalties-Yards	3-24	9-81
Possession Time	39:30	20:30
Third-Down Conversions	6 of 17	8 of 12
Fourth-Down Conversions	0 of 1	1 of 2
Red-Zone Scores-Chances	1-2	3-4
Sacks By: Number-Yards	0-0	2-6



## Game 4 - Sept. 24

**#10 OREGON** 56  
**ARIZONA** 31

**Tucson, Arizona (56,096)**  
**Arizona Stadium**  
**88 degrees, high clouds**

TUCSON, Ariz. - LaMichael James ran for a single-game school-record 288 yards and broke the Oregon mark for career rushing touchdowns with two scores to lead the No. 10 Ducks to a 56-31 victory over Arizona in their Pac-12 opener for both schools.

Oregon (3-1), the two-time defending Pac-10 champions, won its 13th consecutive conference game, blowing open a 35-3 lead then holding off a Wildcats' rally before pulling away again with its lightning-quick offense.

All but the last of the Ducks' seven touchdown drives lasted less than three minutes. Darron Thomas passed for two scores and ran for two more as he kept his string intact of throwing for at least one TD in each of his 17 Oregon starts.

Nick Foles completed 33 of 55 passes for 391 yards and three touchdowns for the Wildcats (1-3).

Arizona, playing its third consecutive top-10 team, has lost eight of nine dating last year with the lone victory this season's opener against Northern Arizona.

Oregon entered the game boasting of the top-ranked offense in the Pac-12. Arizona's defense statistically was the worst. So the results were predictable from the outset.

James, who also had a 51-yard punt return, averaged 12.2 yards per carry in his second consecutive and fifth career 200-yard rushing game. He broke Oregon's single-game rushing record of 257 yards by Ontario Smith against Washington State in 2001, as did his 363 all-purpose yards, also surpassing Smith's previous record (342) from the same game.

With his touchdown runs of 12 and 19 yards, the speedy back has 43 scoring runs, breaking Derek Loville's school record of 42.

The Ducks amassed 516 yards - 415 on the ground - with James' fifth career 200-yard rushing effort also establishing a new Oregon standard as he was named the Pac-12's Offensive Player of the Week.

With his team down 35-3, Foles led the Wildcats to three consecutive touchdowns. His 7-yard pass to David Roberts, and 2-point conversion toss to David Douglas, cut Oregon's lead to 35-24 with 3:14 to go in the third quarter.

But the Ducks simply zipped to another score. James had a 31-yard run and Thomas went the final 5 yards for the touchdown.

Foles got Arizona to the Oregon 6 on the subsequent kickoff, but the drive stalled and on fourth down he was sacked.

The Ducks reeled off five of their trademark lightning-fast touchdown drives in six possessions to open a 35-9 lead at the half.

Thomas had touchdown passes of 10 yards to tight end David Paulson - his first scoring catch of the season - and 6 yards to Kenjon Barner, who also ran for a pair of scores.

Of the Ducks' 28 touchdown drives this season, 22 have taken less than three minutes. Another went 3:01.

Foles completed 14 of 29 passes for 189 yards in the first half, with several passes dropped. His 34-yard touchdown pass to Richard Morrison cut the lead to 35-9 with 1:04 to play.

Four different Oregon players accounted for five quarterback sacks - surpassing the four QB takedowns it had accumulated in its first three games - with senior linebacker Dewitt Stuckey credited with a career-high 10 tackles (8 unassisted).

<b>Oregon</b>	<b>14</b>	<b>21</b>	<b>7</b>	<b>14</b>	<b>56</b>	<b>Record: (3-1, 1-0)</b>
<b>Arizona</b>	<b>3</b>	<b>6</b>	<b>15</b>	<b>7</b>	<b>31</b>	<b>Record: (1-3, 0-2)</b>

1st	12:18	ORE	James, LaMichael 12 run (Maldonado, Alejandro kick), 8-80 2:42, ORE 7 - ARIZ 0
	07:58	ORE	Barner, Kenjon 8 run (Maldonado kick), 10-72 2:19, ORE 14 - ARIZ 0
	00:30	ARIZ	Zendejas, Alex 28 field goal, 13-61 5:02, ORE 14 - ARIZ 3
2nd	13:24	ORE	Paulson, David 10 pass from Thomas, Darron (Maldonado kick), 8-80 2:06, ORE 21 - ARIZ 3
	05:18	ORE	Barner 6 pass from Thomas, Da. (Maldonado kick), 6-55 2:02, ORE 28 - ARIZ 3
	02:45	ORE	James 19 run (Maldonado kick), 4-28 1:37, ORE 35 - ARIZ 3
	01:04	ARIZ	Morrison, Richard 34 pass from Foles, Nick (Zendejas kick blockd), 7-81 1:34, ORE 35 - ARIZ 9
3rd	10:30	ARIZ	Antolin, Keola 7 run (Zendejas kick), 12-74 4:25, ORE 35 - ARIZ 16
	05:43	ARIZ	Roberts, David 7 pass from Foles (Douglas, David pass from Foles), 9-65 3:14, ORE 35 - ARIZ 24
	03:19	ORE	Thomas, Da. 5 run (Maldonado kick), 8-75 2:15, ORE 42 - ARIZ 24
4th	09:55	ORE	Barner 1 run (Maldonado kick), 5-78 2:29, ORE 49 - ARIZ 24
	06:29	ARIZ	Roberts 4 pass from Foles (Zendejas kick), 10-75 3:19, ORE 49 - ARIZ 31
	01:45	ORE	Thomas, Da. 2 run (Maldonado kick), 7-43 4:43, ORE 56 - ARIZ 31

**RUSHING:** Oregon-James, LaMichael. 23-288; Barner, Kenjon 13-72; Thomas, Darron 10-52; Thomas, De'Anthony. 1-3. Arizona-Antolin, Keola 13-55; Carey, Ka'Deem. 12-48; Tutogi, Taimi 2-11; Jenkins, Daniel 2-10; Foles, Nick. 6-minus 42.

**PASSING:** Oregon-Thomas, Darron 11-20-0-101. Arizona-Foles, Nick 34-57-0-398.

**RECEIVING:** Oregon-Paulson, David 3-22; James, L. 2-15; Barner, Kenjon 2-6; Thomas, De. 1-19; Huff, Josh 1-18; Tuinei, L. 1-15; Vaughn, Rahsaan 1-6. Arizona-Criner, Juron 9-96; Douglas, David 7-120; Morrison, Richard 5-64; Crump, Gino 5-45; Roberts, David 4-60; Antolin, Keola 2-13; Buckner, Dan 1-4; Miller, Terrence. 1-minus 4.

**INTERCEPTIONS:** Oregon-None. Arizona-None.

**FUMBLES:** Oregon-Thomas, De. 1-0. Arizona-Tutogi, Taimi 1-0; Criner, Juron 1-0.

**SACKS (UA-A):** Oregon-Turner, Terrell 1-1; Jordan, Dion 1-1; Kaddu, Josh 1-0; Stuckey, Dewitt 1-0. Arizona-None.

**TACKLES (UA-A):** Oregon-Stuckey, Dewitt 8-2; Alonso, Kiko 8-1; Pleasant, Eddie 7-1; Boyett, John 5-2; Patterson, A. 5-1; Jordan, Dion 3-2; Hill, Troy 3-1; Lokombo, Boseko 3-1; Turner, Terrell 1-3; Harris, Cliff 3-0; Hart, Taylor 2-1; Dargan, Erick 2-0; Kaddu, Josh 2-0; Malone, Derrick 2-0; Ekpre-Ololu, I. 1-1; Hardrick, R. 1-0; Washington, T. 1-0; Keliikipi, Wade 1-0; Mitchell, T. 1-0; Ava, Isaac 1-0; Lyerla, Colt 1-0; Hawkins, Daryle 1-0; Hanna, Brandon 0-1; Heimuli, Ricky 0-1. Arizona-Vassallo, Paul 7-4; Watley, Mark 8-2; Wade, Trevin 5-2; Earls, Derek 5-1; Golden, Robert 4-1; Richardson, Shaquille 3-0; Parish, C.J. 2-1; Johnson, Cortez 2-0; De Rego, Lamar 2-0; Washington, Justin 1-1; Hobson, Hank 1-0; Fuimaono, Saneilia 1-0; Tutogi, Taimi 1-0; Butler, Kylan 1-0; Ermisch, Trevor 1-0; Tuihalamaka, Sione 1-0.

<b>TEAM STATISTICS</b>	<b>ORE</b>	<b>ARIZ</b>
FIRST DOWNS	29	26
RUSHES-YARDS (NET)	47-415	35-82
PASSING YDS (NET)	101	398
Passes Att-Comp-Int	20-11-0	57-34-0
TOTAL OFFENSE PLAYS-YARDS	67-516	92-480
Fumble Returns-Yards	0-0	0-0
Punt Returns-Yards	4-58	1-8
Kickoff Returns-Yards	2-45	9-197
Interception Returns-Yards	0-0	0-0
Punts (Number-Avg)	3-52.0	5-44.4
Fumbles-Lost	1-0	2-0
Penalties-Yards	5-42	9-91
Possession Time	25:14	34:46
Third-Down Conversions	4 of 9	6 of 19
Fourth-Down Conversions	2 of 2	5 of 7
Red-Zone Scores-Chances	8-8	4-5
Sacks By: Number-Yards	5-46	0-0



**Game 5 - Oct. 6**

**CALIFORNIA 15**  
**#9 OREGON 43**

**Eugene, Oregon (58,796)**  
**Autzen Stadium**  
**57 degrees, light rain**

EUGENE -- LaMichael James ran for 239 yards and a touchdown before he was carted off the field after injuring his right arm, dampening No. 9 Oregon's 43-15 victory over California on Thursday night.

The nation's leading rusher went down early in the fourth quarter as the Ducks (4-1, 2-0 Pac-12) were driving for their fourth straight touchdown in the second half against the Golden Bears (3-2, 0-2).

True freshman De'Anthony Thomas caught a pair of touchdown passes and ran for another score for the Ducks, who have won four straight since a season-opening loss to LSU.

California's Giorgio Tavecchio made three field goals - including a career-best 54-yarder - which led 15-14 at the half but couldn't sustain its momentum against the country's top scoring offense.

James, a Heisman Trophy finalist last season, has run for at least 200 yards in his last three games, something no Oregon player had ever done before.

He entered the game with an average of 153 yards rushing per game. He had 166 by halftime against Cal as he was named the Pac-12's Offensive Player of the Week for the second time in three weeks.

Cal grabbed a 3-0 lead on Tavecchio's 27-yard field goal on the first series of the game, but James answered with a 53-yard dash for a score and the Ducks looked to be taking off. It was James' third touchdown run of 50 or more yards this season.

Tavecchio added another field goal, this time a 38-yarder, to make it 7-6. A rain storm moved in over Autzen and slowed play a bit, but Oregon extended its lead on De'Anthony Thomas' 17-yard touchdown run late in the first quarter.

James' 39-yard run in the second quarter put him over 4,000 yards for his career to become the sixth player in conference history to reach that milestone.

But on the same drive, the Bears stopped Oregon on a fourth down on its own 41. Maynard led a march that was capped by his 12-yard touchdown pass to Kennan Allen that gave the Bears a 15-14 lead.

Tavecchio attempted a 40-yard field goal before the end of the first half, but it was blocked.

After the half, Oregon quickly regained the lead with Darron Thomas' 23-yard pass to De'Anthony Thomas. The Ducks extended it on Kenjon Barner's 68-yard touchdown run and Darron Thomas' completed pass to the younger Thomas for the 2-point conversion.

The two Thomases connected again with a 21-yard touchdown before James was injured on the fourth-quarter drive that was capped by Darron's 3-yard scoring pass to Lavasier Tuinei.

The Oregon junior quarterback completed 13 of 25 passes for 198 yards and three touchdowns despite witnessing his string of 110 pass attempts without an interception halted by California's D.J. Campbell in the second quarter.

Yet Thomas rebounded to complete five of six passes for 95 yards and three scores following the miscue.

Maynard finished 20 of 41 for 218 yards and a score.

Oregon junior free safety John Boyett led his team with seven tackles, one tackle for loss, one pass broken up and one blocked kick as the Ducks accumulated a season-high 14 passes broken up.

<b>California</b>	<b>6</b>	<b>9</b>	<b>0</b>	<b>0</b>	<b>15</b>	<b>Record: (3-2, 0-2)</b>
<b>Oregon</b>	<b>14</b>	<b>0</b>	<b>22</b>	<b>7</b>	<b>43</b>	<b>Record: (4-1, 2-0)</b>

1st	10:30	CAL	Tavecchio, Giorgio	27 field goal, 11-66	4:30, CAL 3 - ORE 0
	10:00	ORE	James, LaMichael	53 run (Maldonado, Alejandro kick), 2-64	0:30, CAL 3 - ORE 7
	08:27	CAL	Tavecchio	38 field goal, 6-44	1:33, CAL 6 - ORE 7
	02:22	ORE	Thomas, De'Anthony	17 run (Maldonado kick), 8-70	2:41, CAL 6 - ORE 14
2nd	09:40	CAL	Tavecchio	54 field goal, 7-28	2:11, CAL 9 - ORE 14
	06:05	CAL	Allen, Keenan	12 pass from Maynard, Z. (pass failed), 6-59	2:19, CAL 15 - ORE 14
3rd	09:59	ORE	Thomas, De.	23 pass from Thomas, Da. (Maldonado kick), 13-88	5:01, CAL 15 - ORE 21
	06:38	ORE	Barner, Kenjon	68 run (Thomas, De. pass from Thomas, Da.), 3-86	0:51, CAL 15 - ORE 29
	02:18	ORE	Thomas, De.	21 pass from Thomas, Da. (Maldonado kick), 7-61	3:10, CAL 15 - ORE 36
4th	14:06	ORE	Tuinei, L.T.	3 pass from Thomas, Da. (Maldonado kick), 4-59	1:02, CAL 15 - ORE 43

**RUSHING:** California-Sofele, Isi 12-119; Anderson, C.J. 8-29; Kapp, Will 2-6; Maynard, Zach 5-minus 10. Oregon-James, LaMichael 30-239; Barner, Kenjon 10-88; Carson, Tra 6-19; Thomas, De'Anthony 2-18; Thomas, Darron 3-1.

**PASSING:** California-Maynard, Zach 20-41-0-218; Bridgford, Alla 8-19-0-103. Oregon-Thomas, Darron 13-25-1-198.

**RECEIVING:** California-Allen, Keenan 9-170; Jones, Marvin 6-66; Hagan, Spencer 4-30; Miller, Anthony 4-21; Calvin, Michael 3-36; Sofele, Isi 2-minus 2. Oregon-Thomas, De'Anthony 6-114; Huff, Josh 3-54; Tuinei, Lavasier 2-13; Vaughn, Rahsaan 1-9; Barner, Kenjon 1-8.


**INTERCEPTIONS:** California-Campbell, D.J. 1-29. Oregon-None.

**FUMBLES:** California-TEAM 1-0. Oregon-Thomas, Darron 1-0.

**SACKS (UA-A):** California-Owusu, Ernest 1-0; Tipoti, Aaron 1-0. Oregon-Hanna, Brandon 1-0; Remington, Isaac 1-0.

**TACKLES (UA-A):** California-Holt, D.J. 9-2; Hill, Josh 6-2; Owusu, Ernest 2-5; Kendrick, Mych 5-1; McCain, Chris 4-2; Tipoti, Aaron 2-4; Cattouse, Sean 2-4; Guyton, Trevor 1-3; Jalil, Mustafa 3-0; Coleman, Deandr 3-0; Anthony, Marc 2-1; Campbell, D.J. 2-1; Williams, Steve 2-0; McClure, Stefan 1-1; Rios, Matt 1-0; Moala, Viliami 1-0; Davis, Ryan 1-0; Camporeale, Dan 1-0; Payne, Kendrick 0-1; Wilkerson, Davi 0-1; Logan, Alex 0-1; Moncrease, C.J. 0-1. Oregon-Boyett, John 5-2; Patterson, Avery 4-2; Jordan, Dion 3-3; Pleasant, Eddie 4-1; Mitchell, Terrance 1-4; Hanna, Brandon 4-0; Ekpre-Oloun, Ifo 3-1; Stuckey, Dewitt 0-4; Alonso, Kiko 2-1; Keliikipi, Wade 1-2; Turner, Terrell 1-2; Kaddu, Josh 2-0; Washington, Tony 2-0; Lyerla, Colt 2-0; Jackson, Brian 0-2; Harris, Cliff 1-0; Malone, Derrick 1-0; Butterfield, Ben 1-0; Kamalani, Keloni 1-0; Hart, Taylor 1-0; Heimuli, Ricky 1-0; Remington, Isaac 1-0; Thomas, Darron 1-0; Gildon, Anthony 0-1; Maldonado, Alejandro 0-1.

<b>TEAM STATISTICS</b>	<b>CAL</b>	<b>ORE</b>
FIRST DOWNS	25	26
RUSHES-YARDS (NET)	27-144	51-365
PASSING YDS (NET)	321	198
Passes Att-Comp-Int	60-28-0	25-13-1
TOTAL OFFENSE PLAYS-YARDS	87-465	76-563
Fumble Returns-Yards	0-0	0-0
Punt Returns-Yards	1--10	3-15
Kickoff Returns-Yards	7-99	5-87
Interception Returns-Yards	1-29	0-0
Punts (Number-Avg)	6-44.7	5-44.2
Fumbles-Lost	1-0	1-0
Penalties-Yards	7-60	11-91
Possession Time	32:23	27:37
Third-Down Conversions	5 of 17	8 of 16
Fourth-Down Conversions	0 of 3	1 of 2
Red-Zone Scores-Chances	3-4	3-3
Sacks By: Number-Yards	2-24	2-18



## Game 6 - Oct. 15

**#18 ARIZONA STATE 27**  
**#9 OREGON 41**

**Eugene, Oregon (60,055)**  
**Autzen Stadium**  
**53 degrees, overcast**

EUGENE -- Darron Thomas threw for 187 yards and two touchdowns before leaving the game with an apparent leg injury, but ninth-ranked Oregon survived his absence with a 41-27 victory over No. 18 Arizona State.

It marked the second straight game that one of the Ducks' keys in their offensive arsenal was relegated to the sidelines early as running back LaMichael James did so the previous week against California.

Kenjon Barner, who started in place of James, ran for a career-high 171 yards and a touchdown, while freshman De'Anthony Thomas ran for 73 yards and two scores for Oregon (5-1, 3-0 Pac-12).

Brock Osweiler threw for 291 yards and two scores for the Sun Devils (5-2, 3-1), who have lost seven straight games to the Ducks.

It was Oregon's 20th straight victory at Autzen Stadium, as well as the Ducks' 15th straight victory over a conference foe.

Without James, Oregon had a tough time getting its vaunted running game going against the Sun Devils in the first half, but the Ducks would end up with 327 rushing yards - 269 in the second half.

On the first series of the game, Barner's fumble was recovered to by the Sun Devils, who went on to take the early lead with Osweiler's 20-yard touchdown pass to Gerell Robinson.

Oregon tied it midway through the first quarter when De'Anthony Thomas ran a pitch from Darron Thomas 16 yards for a touchdown.

The Sun Devils went up 14-7 on Osweiler's 26-yard pass to Mike Willie. It looked like Oregon had evened it again when Barner broke away with a 59-yard scoring run, but the TD was called back because of an illegal blocking call.

The Ducks did pull even on Darron Thomas' 28-yard touchdown pass to Lavasier Tuinei. The junior quarterback, who had just connected with Josh Huff on a 45-yard pass, was on the run and looked almost as if he were throwing the ball away - but he caught Tuinei streaking across the back of the end zone.

Linebacker Shelly Lyons intercepted Thomas' next pass attempt on the 41-yard line and ran it back to the Oregon 20, putting the Sun Devils in position to score again - but they were forced to settle for Alex Garoutte's 47-yard field goal to pull back in front 17-14.

It was the 11th interception for Arizona State this season, surpassing last season's total.

Oregon answered when Cliff Harris intercepted Osweiler and ran it back 50 yards. The Ducks went on to score on Darron Thomas' 16-yard pass to David Paulson to take a 21-17 lead into halftime.

Arizona State retook the lead early in the second half on Cameron Marshall's 4-yard scoring run.

Thomas was replaced by backup Bryan Bennett, who erased the Ducks' deficit by capping four of the next five series with scoring drives, to help provide a 41-27 cushion. De'Anthony Thomas' 3-yard touchdown plunge began the run and provided Oregon with a lead it would never relinquish.

The Ducks extended their lead to 35-24 on Barner's 7-yard scoring run, and Alejandro Maldonado nailed a 37-yard field goal early in the fourth quarter.

After Garoutte added a 30-yard field goal for the Sun Devils, Maldonado came back with a 24-yarder for the Ducks to make it 41-27.

Oregon's swarming defense accumulated 10 tackles for loss, including four quarterback sacks, led by John Boyett's eight tackles.

The announced crowd was 60,055, the largest ever at Autzen Stadium.

<b>Arizona State</b>	<b>14</b>	<b>3</b>	<b>7</b>	<b>3</b>	<b>27</b>	<b>Record: (5-2, 3-1)</b>
<b>Oregon</b>	<b>7</b>	<b>14</b>	<b>14</b>	<b>6</b>	<b>41</b>	<b>Record: (5-1, 3-0)</b>

1st	11:40	ASU	Robinson, Gerell 20 pass from Osweiler, Brock (Garoutte, Alex kick), 4-36 1:57, ASU 7 - ORE 0
	07:33	ORE	Thomas, De'Anthony 16 run (Maldonado, Alejandro kick), 3-47 0:54, ASU 7 - ORE 7
	04:10	ASU	Willie, Mike 25 pass from Osweiler (Garoutte kick), 7-77 3:23, ASU 14 - ORE 7
2nd	12:07	ORE	Tuinei, L.T. 28 pass from Thomas, Darron (Maldonado kick), 5-86 1:35, ASU 14 - ORE 14
	07:52	ASU	Garoutte 37 field goal, 4-0 0:26, ASU 17 - ORE 14
	00:27	ORE	Paulson, David 12 pass from Thomas, Da. (Maldonado kick), 3-50 0:24, ASU 17 - ORE 21
3rd	12:21	ASU	Marshall, Cameron 4 run (Garoutte kick), 4-67 1:31, ASU 24 - ORE 21
	10:31	ORE	Thomas, De. 3 run (Maldonado kick), 6-68 1:50, ASU 24 - ORE 28
	08:01	ORE	Barner, Kenjon 5 run (Maldonado kick), 5-88 1:05, ASU 24 - ORE 35
4th	14:40	ORE	Maldonado 37 field goal, 8-38 2:22, ASU 24 - ORE 38
	12:44	ASU	Garoutte 30 field goal, 8-57 1:56, ASU 27 - ORE 38
	09:26	ORE	Maldonado 24 field goal, 9-58 3:18, ASU 27 - ORE 41

**RUSHING:** Arizona State-Marshall, Cameron 20-97; Miles, Jamal 7-68; Osweiler, Brock 8-minus 5; Simmons, A. 0-9. Oregon-Barner, Kenjon 31-171; Thomas, De'Anthony 7-73; Bennett, Bryan 5-65; Thomas, Darron 4-16; Carson, Tra 1-3; TEAM 1-minus 1.

**PASSING:** Arizona State-Osweiler, Brock 29-46-2-291. Oregon-Thomas, Darron 13-17-1-187; Bennett, Bryan 2-5-0-22.

**RECEIVING:** Arizona State-Robinson, Gerell 6-120; Miles, Jamal 6-24; Willie, Mike, 5-79; Bell, George 3-23; Ross, Rashad 3-22; Marshall, C. 3-5; Pflugrad, Aaron 2-9; Ozier, Kevin 1-9. Oregon-Thomas, De'Anthony 4-24; Paulson, David 3-41; Hoffman, Justin 3-33; Huff, Josh 2-72; Tuinei, Lavasier 2-28; Barner, Kenjon 1-11.

**INTERCEPTIONS:** Arizona St-Lyons, Shelly 1-21. Oregon-Harris, Cliff 1-50; Gildon, Anthony 1-0.

**FUMBLES:** Arizona State-Osweiler, Brock 1-0. Oregon-Barner, Kenjon 1-1; Harris, Cliff 1-0.

**SACKS (UA-A):** Arizona State-None. Oregon-Kaddu, Josh 1-0; Lokombo, Boseko 1-0; Stuckey, Dewitt 1-0; TEAM 1-0.

**TACKLES (UA-A):** Arizona State-Carr, Deveron 7-0; Lyons, Shelly 5-2; Burfict, V. 4-3; Elder, Eddie 5-1; Moos, Bo 5-0; Parker, Colin 4-1; Coleman, Davon 2-3; Jarrett, Jamaa 2-3; Aaron, Oliver 2-1; Tuitea, Toa 2-1; Sutton, Will 2-0; Floyd, Clint 2-0; Conway, Gannon 2-0; Johnson, Keelan 1-1; Bradford, Carl 1-1; Robinson, R.J. 1-0; Morrison, James 1-0; Irabor, Osahon 1-0; Osweiler, Brock 1-0; Johnson, B. 0-1; Darby, Alden 0-1; Adams, Corey 0-1. Oregon-Boyett, John 6-2; Stuckey, Dewitt 5-2; Clay, Michael 4-3; Gildon, Anthony 2-4; Turner, Terrell 2-3; Kaddu, Josh 2-3; Patterson, Avery 4-0; Lokombo, Boseko 3-1; Pleasant, Eddie 3-1; Hill, Troy 3-1; Hardrick, Rodney 1-3; Jordan, Dion 3-0; Hart, Taylor 1-2; Ekpre-Oloum, Ifo 1-2; Harris, Cliff 0-3; Keliikipi, Wade 2-0; Hanna, Brandon 2-0; Remington, Isaac 1-1; Mitchell, Terrance 1-0; Vaughn, Rahsaan 1-0; TEAM 1-0; Butterfield, Ben 0-1.

<b>TEAM STATISTICS</b>	<b>ASU</b>	<b>ORE</b>
FIRST DOWNS	22	26
RUSHES-YARDS (NET)	35-169	49-327
PASSING YDS (NET)	291	209
Passes Att-Comp-Int	46-29-2	22-15-1
TOTAL OFFENSE PLAYS-YARDS	81-460	71-536
Fumble Returns-Yards	0-0	0-0
Punt Returns-Yards	1-5	3-26
Kickoff Returns-Yards	8-138	5-106
Interception Returns-Yards	1-21	2-50
Punts (Number-Avg)	8-43.0	5-46.2
Fumbles-Lost	1-0	2-1
Penalties-Yards	8-95	7-75
Possession Time	33:45	26:15
Third-Down Conversions	5 of 16	3 of 11
Fourth-Down Conversions	1 of 1	0 of 1
Red-Zone Scores-Chances	4-5	6-6
Sacks By: Number-Yards	0-0	4-18



**Game 7 - Oct. 22**

**#9 OREGON 45**  
**COLORADO 2**

**Boulder, Colorado (52,123)**  
**Folsom Field**  
**66 degrees, partly sunny**

BOULDER, Colo. -- Playing without Darron Thomas and LaMichael James, No. 9 Oregon bulldozed injury-riddled Colorado, 45-2.

The Ducks lost none of their quick-strike scoring ability without their injured quarterback and running back as redshirt freshman signal-caller Bryan Bennett and running back Kenjon Barner proved to be more than capable. The Ducks (6-1, 4-0 Pac-10) used four drives that averaged just 1:36 each to build a 29-0 lead after one quarter.

Barner reeled off touchdown runs of 4 and 84 yards and Bennett found running back De'Anthony Thomas for a 14-yard touchdown and tight end David Paulson from 31 yards out.

Colorado's only highlight came on a tackle of Oregon punt returner Cliff Harris in the end zone that allowed the Buffaloes to avoid their first shutout at home since losing 28-0 to Oklahoma in 1986.

Barner gained 115 yards on 10 carries before giving way to a bevy of reserve running backs, and Bennett added 69 yards on the ground to go with 156 yards through the air, completing 11 of 20 passes. He, too, was a sideline spectator before the third quarter was over.

Both Barner and Bennett averaged 11.5 yards a carry, but De'Anthony Thomas did them one better, averaging 12.5 yards on his four carries.

The Ducks wasted little time before jumping on the Buffaloes (1-6, 0-4), with holder Jackson Rice took the direct snap on the PAT after their first touchdown and plowed into the end zone for a 2-point conversion and an 8-0 lead.

The Ducks' defense got into the act when linebacker Michael Clay intercepted Tyler Hansen's pass at the Buffs' 32 and raced into the end zone in the second quarter. Alejandro Maldonado's extra point was wide right, leaving the Ducks ahead 35-0 at halftime.

The Buffaloes started the game without more than a dozen injured players, most notably running back Rodney Stewart and wide receiver Paul Richardson, who accounted for nearly 60 percent of Colorado's yards from scrimmage before Saturday. Before the game would end, the Buffaloes also would find themselves without their starting quarterback as Hansen was replaced by freshman Nick Hirschman in the second half following a hard hit.

Colorado also lost strong safety Anthony Perkins to an injured ankle just 6 1/2 minutes into the game and kick returner D.D. Goodson to an undisclosed injury in the second half.

With so many key players sidelined, the Buffs were hoping something else might slow down the Ducks - altitude. Boulder is nearly 5,000 feet higher than Eugene, Ore., making a no-huddle offense a little more lung searing for the speedy Ducks, who came in with half of their 38 TD drives eating up 1:39 or less.

The Ducks went right back at it following the break. Bennett hit Lavasier Tuinei for 31 yards to the Buffaloes 1, and two snaps later, Tra Carson took it in for a 42-0 lead.

After Maldonado added a 36-yard field goal, the Buffaloes finally got on the scoreboard when Terrel Smith corralled Harris in the end zone for a safety with 1:32 left in the third quarter.

This marked the first time the Buffs' offense failed to score in a home game since a 31-7 loss to Texas in 2004.

Senior linebacker Josh Kaddu posted a career-high 10 tackles (all unassisted) as he also finished with three tackles for loss and a pair of quarterback sacks.

<b>Oregon</b>	<b>29</b>	<b>6</b>	<b>10</b>	<b>0</b>	<b>45</b>	<b>Record: (6-1, 4-0)</b>
<b>Colorado</b>	<b>0</b>	<b>0</b>	<b>2</b>	<b>0</b>	<b>2</b>	<b>Record: (1-7, 0-4)</b>

1st	13:24	ORE	Barner, Kenjon 4 run (Rice, Jackson rush), 6-80 1:36, ORE 8 - CU 0
	07:06	ORE	Thomas, De'Anthony 14 pass from Bennett, Bryan (Maldonado, Alejandro kick), 7-58 2:11, ORE 15 - CU 0
	04:05	ORE	Barner 84 run (Maldonado kick), 2-87 0:50, ORE 22 - CU 0
	01:13	ORE	Paulson, David 31 pass from Bennett (Maldonado kick), 7-80 1:46, ORE 29 - CU 0
2nd	08:10	ORE	Clay, Michael 32 interception return (Maldonado kick failed), ORE 35 - CU 0
3rd	11:51	ORE	Carson, Tra 1 run (Maldonado kick), 6-48 1:29, ORE 42 - CU 0
	06:25	ORE	Maldonado 36 field goal, 8-44 2:13, ORE 45 - CU 0
	01:32	CU	Smith, Terrel safety, ORE 45 - CU 2

**RUSHING:** Oregon-Barner, Kenjon 10-115; Carson, Tra 11-80; Bennett, Bryan 6-69; Forde, Ayele 12-54; Thomas, De'Anthony 4-50; Haines, Dustin 2-7; TEAM 3-minus 4. Colorado-Jones, Tony 19-71; Creer, Malcolm 11-37; Hansen, Tyler 4-6; Harrington, Evan 1-4; Hirschman, Nick 4-minus 20.

**PASSING:** Oregon-Bennett, Bryan 11-20-0-156; Haines, Dustin 0-1-0-0. Colorado-Hirschman, Nick 8-18-0-71; Hansen, Tyler 7-15-1-62.

**RECEIVING:** Oregon-Paulson, David 2-48; Thomas, De'Anthony 2-18; Huff, Josh 2-5; Barner, Kenjon 1-31; Tuinei, Lavasier 1-31; Murphy, Will 1-8; Musgrove, Nick 1-8; Hoffman, Justin 1-7. Colorado-Canty, Keenan 3-28; Jones, Tony 3-8; Gray, Logan 2-50; Clemons, Toney 2-31; Creer, Malcolm 2-0; Deehan, Ryan 1-9; Thornton, DaVaug 1-5; Wood, Alex 1-2.

**INTERCEPTIONS:** Oregon-Clay, Michael 1-32. Colorado-None.

**FUMBLES:** Oregon-Bennett, Bryan 1-0. Colorado-Goodson, D.D. 1-0.

**SACKS (UA-A):** Oregon-Kaddu, Josh 2-0; Stuckey, Dewitt 1-0; Alonso, Kiko 1-0; Hagen, Ryan 1-0. Colorado-Moten, Josh 1-0.

**TACKLES (UA-A):** Oregon-Kaddu, Josh 10-0; Stuckey, Dewitt 5-3; Boyett, John 6-1; Patterson, Avery 6-0; Ekpre-Oloun, Ifo 5-0; Dargan, Erick 4-0; Heimuli, Ricky 3-1; Alonso, Kiko 3-0; Scales, James 1-2; Lowe, Keanon 2-0; Hill, Troy 2-0; Kamalani, Keloni 2-0; Turner, Terrell 1-1; Remington, Isaac 1-1; Malone, Derrick 1-1; Clay, Michael 1-1; Wallace, Anthony 1-1; Hart, Taylor 0-2; Butterfield, Ben 1-0; Harris, Cliff 1-0; Hawkins, Daryle 1-0; Lokombo, Boseko 1-0; Mathis, Dior 1-0; Hagen, Ryan 1-0; Thompson, Blake 0-1. Colorado-Mahnke, Patrick 7-0; Ahles, Tyler 5-0; Washington, Kyle 4-1; Goodson, D.D. 4-0; Webb, Derrick 4-0; Daigh, Brady 3-1; Moten, Josh 3-1; Smith, Terrel 3-0; Parker, Juda 3-0; Pericak, Will 3-0; Henderson, Greg 3-0; Tu'umalo, K.T. 2-1; Perkins, Anthony 2-0; Kasa, Nick 1-1; Goldberg, David 1-0; Pugh, Makiri 1-0; Obi, Conrad 1-0; Uzo-Diribe, Chi 1-0; Iverson, Ryan 1-0; Hawkins, Jonah 1-0; Cunningham, Curt 0-1.

<b>TEAM STATISTICS</b>	<b>ORE</b>	<b>CU</b>
FIRST DOWNS	25	14
RUSHES-YARDS (NET)	48-371	39-98
PASSING YDS (NET)	156	133
Passes Att-Comp-Int	21-11-0	33-15-1
TOTAL OFFENSE PLAYS-YARDS	69-527	72-231
Fumble Returns-Yards	0-0	0-0
Punt Returns-Yards	5-34	1-12
Kickoff Returns-Yards	0-0	8-152
Interception Returns-Yards	1-32	0-0
Punts (Number-Avg)	4-54.0	12-43.2
Fumbles-Lost	1-0	1-0
Penalties-Yards	4-50	10-86
Possession Time	23:03	36:57
Third-Down Conversions	5 of 11	5 of 19
Fourth-Down Conversions	0 of 1	0 of 1
Red-Zone Scores-Chances	4-5	0-0
Sacks By: Number-Yards	5-33	1-2



## Game 8 - Oct. 29

**WASHINGTON STATE 28**  
**#7 OREGON 43**

**Eugene, Oregon (59,126)**  
**Autzen Stadium**  
**58 degrees, mostly cloudy**

EUGENE -- Oregon stars LaMichael James and Darron Thomas returned from absences but it was true freshman De'Anthony Thomas who

sparked the No. 7 Ducks with two second-half touchdowns in a 43-28 victory over Washington State.

Darron Thomas returned to start against the Cougars but threw two interceptions in the first half and was replaced by backup Bryan Bennett in the second.

Washington State (3-5, 1-4 Pac-12) lost its fourth straight. The Cougars hung tough with Oregon for much of the game and trailed by only 15-10 at the half.

Lavasier Tuinei caught two touchdown passes for Oregon (7-1, 5-0), which has won 21 straight games at Autzen Stadium. The Ducks have also won 17 straight conference games.

De'Anthony Thomas, a running back from Los Angeles, scored his tenth and 11th touchdowns of the season, to establish an Oregon record for most touchdowns by a true freshman. His second score of the game was a 93-yard kickoff return.

James, a 2010 Heisman finalist, returned following a two-game absence to run for 53 yards against the Cougars.

Darron Thomas finished his day completing 8-of-13 passing for 153 yards and a score before giving way to Bennett in the second half, who completed four of seven passes for 88 yards and two touchdowns.

Marshall Lobbestael, who played in place of injured Cougars quarterback Jeff Tuel, completed 28 of 48 passes for 337 yards and a touchdown. He was intercepted twice.

Oregon's special teams set the tone when they blocked Washington State's punt after the game's opening series and Boseko Lokombo returned it 26 yards for the touchdown. Holder Jackson Rice's pass to kicker Alejandro Maldonado was good for two extra points to put the Ducks ahead 8-0.

Andrew Furney kicked a 40-yard field goal to narrow the margin for the Cougars.

Oregon made it 15-3 when Darron Thomas, scrambling away from several defenders, got off a pass moments before he was hit. Tuinei pulled it down and stumbled into the end zone for a 55-yard score.

Furney missed a 25-yarder for the Cougars with just under three minutes left in the first half. But Washington State would quickly recover, with cornerback Damante Horton's 76-yard interception return for a touchdown to narrow it to 15-10 with 1:50 left.

Maldonado's 47-yard field goal attempt for the Ducks went wide right as time ran out in the half.

Bennett set the tone for Oregon in the second half with a pitch to De'Anthony Thomas, who ran the rest of the way for a 45-yard score.

After Furney's 35-yard field goal for the Cougars, Bennett found Tuinei in the end zone for a 19-yard touchdown to give the Ducks a 29-13 advantage.

The Cougars closed the gap again with Lobbestael's 24-yard TD pass to Jared Karstetter, but De'Anthony Thomas answered with a 93-yard kickoff return for a score.

Kenjon Barner ran for a 28-yard touchdown to open the fourth quarter for the Ducks.

Junior linebacker Michael Clay equalled his career best by accumulating 12 tackles.

<b>Washington State</b>	<b>0</b>	<b>10</b>	<b>10</b>	<b>8</b>	<b>28</b>	<b>Record: (3-5, 1-4)</b>
<b>Oregon</b>	<b>8</b>	<b>7</b>	<b>21</b>	<b>7</b>	<b>43</b>	<b>Record: (7-1, 5-0)</b>

1st	13:22	ORE	Lokombo, Boseko 25 blocked punt return (Maldonado, Alejandro pass from Rice, Jackson), WSU 0 - ORE 8
2nd	14:06	WSU	Furney, Andrew 40 field goal, 13-58 5:00, WSU 3 - ORE 8
	07:32	ORE	Tuinei, L.T. 55 pass from Thomas, Darron (Maldonado kick), 3-58 1:04, WSU 3 - ORE 15
	01:27	WSU	Horton, Damante 76 interception return (Furney kick), WSU 10 - ORE 15
3rd	14:16	ORE	Thomas, De'Anthony 45 pass from Bennett, Bryan (Maldonado kick), 3-58 0:44, WSU 10 - ORE 22
	11:59	WSU	Furney 35 field goal, 6-48 2:17, WSU 13 - ORE 22
	07:23	ORE	Tuinei 19 pass from Bennett (Maldonado, A. kick), 14-77 4:36, WSU 13 - ORE 29
	03:52	WSU	Karstetter, Jared 24 pass from Lobbestael, Marshall (Furney kick), 7-70 3:31, WSU 20 - ORE 29
	03:39	ORE	Thomas, De. 93 kickoff return (Maldonado kick), WSU 20 - ORE 36
4th	12:07	ORE	Barner, Kenjon 28 run (Maldonado kick), 7-94 2:45, WSU 20 - ORE 43
	01:50	WSU	Galvin, Rickey 9 run (Karstetter pass from Lobbestael), 13-85 5:13, WSU 28 - ORE 43

**RUSHING:** Washington State-Winston, Carl 14-69; Galvin, Rickey 11-50; Mitz, Logwone 10-23; Lobbestael, M. 4-minus 17. Oregon-Barner, Kenjon 11-107; James, LaMichael 13-53; Thomas, De'Anthony 4-26; Bennett, Bryan 4-25; Carson, Tra 2-12; TEAM 1-minus 2; Thomas, Darron 1-minus 8.

**PASSING:** Washington State-Lobbestael, Marshall 28-48-2-337. Oregon-Thomas, Darron 8-13-2-153; Bennett, Bryan 4-7-0-88.

**RECEIVING:** Washington State-Wilson, Marquess 11-126; Karstetter, Jared 7-114; Galvin, Rickey 4-36; Barton, Isiah 3-18; Lintz, Andrei 2-29; Winston, Carl 1-14. Oregon-Tuinei, Lavasier, Lavasier 4-86; Hoffman, Justin 3-66; Thomas, De'Anthony 2-54; Paulson, David 2-31; Barner, Kenjon 1-4.

**INTERCEPTIONS:** Washington State-Horton, Damante 1-76; Bucannon, Deone 1-1. Oregon-Mitchell, Terrance 1-36; Pleasant, Eddie 1-25.

**FUMBLES:** Washington State-Wilson, Marquess 1-0. Oregon-None.

**SACKS (UA-A):** Washington State-Kaufusi, Sekope 1-0. Oregon-Jordan, Dion 1-0; Pleasant, Eddie 1-0; Turner, Terrell 1-0.

**TACKLES (UA-A):** Washington State-Hoffman-Ellis, A 5-2; Toomer, Tyree 5-1; Mizell, C.J. 5-0; Bucannon, Deone 4-1; Locker, Casey 4-0; Carpenter, Anthony 3-1; Long, Travis 2-2; Horton, Damante 1-2; Bontemps, Bennett 2-0; Clayton, Justin 1-1; Kaufusi, Sekope 1-1; Coen, Cyrus 1-0; Williams, Lenard 1-0; Su'a, Chester 1-0; Lintz, Andrei 1-0; Simmons, Daniel 1-0; McCartney, Kyle 1-0; Bock, Matthew 0-1; Myers, Isiah 0-1; Washington, Nolan 0-1. Oregon-Clay, Michael 7-5; Jordan, Dion 6-1; Ekpre-oloum, Ifo 6-0; Hill, Troy 5-1; Pleasant, Eddie 3-3; Remington, Isaac 3-2; Turner, Terrell 2-3; Hart, Taylor 4-0; Boyett, John 3-1; Mitchell, Terrance 2-2; Lokombo, Boseko 2-1; Patterson, Avery 1-2; Stuckey, Dewitt 1-2; Heimuli, Ricky 1-1; Lowe, Keanon 1-1; Keliikipi, Wade 1-1; Hanna, Brandon 0-2; Kamalani, Keloni 0-2; Lyerla, Colt 1-0; Tuinei, Lavasier 1-0; Thomas, De'Anthony 1-0; Hawkins, Daryle 1-0; Kaddu, Josh 0-1; Alonso, Kiko 0-1.

<b>TEAM STATISTICS</b>	<b>WSU</b>	<b>ORE</b>
FIRST DOWNS	30	20
RUSHES-YARDS (NET)	39-125	36-213
PASSING YDS (NET)	337	241
Passes Att-Comp-Int	48-28-2	20-12-2
TOTAL OFFENSE PLAYS-YARDS	87-462	56-454
Fumble Returns-Yards	0-0	0-0
Punt Returns-Yards	1-5	1-36
Kickoff Returns-Yards	7-176	5-182
Interception Returns-Yards	2-77	2-61
Punts (Number-Avg)	3-38.0	2-48.5
Fumbles-Lost	1-0	0-0
Penalties-Yards	10-95	10-62
Possession Time	40:26	19:34
Third-Down Conversions	8 of 18	5 of 9
Fourth-Down Conversions	1 of 1	0 of 2
Red-Zone Scores-Chances	2-4	1-2
Sacks By: Number-Yards	1-8	3-18



Game 9 - Nov. 5

**#6 OREGON 34**  
**WASHINGTON 17**

Seattle, Washington (69,407)  
Husky Stadium  
45 degrees, overcast

SEATTLE -- For the second straight week it took Oregon a half to get rolling.

Once the sixth-ranked Ducks did, they overwhelmed Washington for the eighth straight time.

Oregon's LaMichael James ran for 156 yards and a touchdown, and the Ducks forced three key turnovers for a 34-17 win over Washington, extending the longest win streak in the rivalry with their interstate foes.

On a night filled with nostalgia as Washington bid farewell to Husky Stadium in its current incarnation, the Ducks (8-1, 6-0) spoiled the party by extending a 17-10 halftime lead with a 17-7 run in the third quarter.

James became the Ducks' first three-time 1,000-yard rusher as he became only the school's second player to surpass 5,000 all-purpose yards.

Eddie Pleasant picked off Washington quarterback Keith Price twice in the first half to earn Pac-12 Defensive Player-of-the-Week honors, and Terrance Mitchell stripped tight end Michael Hartvigson late in the third quarter. The Ducks converted the three turnovers into 14 points.

Oregon quarterback Darron Thomas threw for 169 yards and a 4-yard touchdown to tight end David Paulson. Kenjon Barner and De'Anthony Thomas both added second-half TD runs for the Ducks, who extended their conference winning streak to 18 games.

Darron Thomas' only mistake came in the first half when a pass attempt slipped out of his hand for a fumble and led to a Washington field goal. And while he sometimes was off target, the Oregon quarterback made the key throws when he needed to. He was 13 of 25 passing.

Perhaps no throw was bigger than converting a third-and-9 early in the third quarter immediately after Washington had scored to pull within 24-17. Washington brought a blitz that was picked up and allowed Darron Thomas time to find Paulson over the middle for a 34-yard gain and quiet Washington's largest home crowd of the season.

The pass led to a De'Anthony Thomas touchdown run and the Ducks' lead was comfortably back to two scores.

Washington failed to get star running back Chris Polk untracked. A week after he bulldozed through Arizona for 144 yards rushing, 100 yards receiving and five total touchdowns, Polk was kept out of the end zone and every yard he gained was earned. Polk finished with 80 yards on 24 carries and had six catches for 31 yards.

Price was pressured by the Ducks' defense all evening and threw for only 143 yards despite completing 24 of 35 passes. Price was briefly shaken up on a sack with 7:49 left when he was hit from behind by Oregon's Dion Jordan, the sixth time Price was sacked in the game. He returned one play later after backup Nick Montana hit Williams on a 53-yard pass, only to see Kevin Smith drop a touchdown pass with 7:09 left.

The six sacks and Polk's inability to get going was part of an impressive night for Oregon's defense that was giving up nearly 400 yards per game. They held the Huskies to 278 yards, only the second time this season Washington was held under 400 yards.

Oregon gained 194 yards and ran 28 plays in the third quarter alone. They got a 1-yard TD plunge from Barner on the opening drive of the second half - a 12-play march that took less than three minutes.

Ten different Oregon players were credited with tackles for loss, with linebacker Dewitt Stuckey posting seven of his eight tackles unassisted.

Oregon	10	7	17	0	34	Record: (8-1, 6-0)
Washington	3	7	7	0	17	Record: (6-3, 4-2)

1st	11:46	ORE	James, LaMichael 18 yd run (Maldonado, Alejandro kick), 3-38 0:45, ORE 7 - UW 0
	07:17	UW	Folk, Erik 42 field goal, 5-8 2:13, ORE 7 - UW 3
	06:06	ORE	Maldonado 40 field goal, 4--2 1:01, ORE 10 - UW 3
2nd	10:10	ORE	Paulson, David 4 pass from Thomas, Darron (Maldonado kick), 4-34 1:20, ORE 17 - UW 3
	00:30	UW	Hartvigson, Michael 1 pass from Price, Keith (Folk kick), 12-49 5:50, ORE 17 - UW 10
3rd	12:23	ORE	Barner, Kenjon 1 run (Maldonado kick), 12-90 2:25, ORE 24 - UW 10
	08:33	UW	Williams, Kasen 10 pass from Price (Folk kick), 9-75 3:44, ORE 24 - UW 17
	06:05	ORE	Thomas, De'Anthony 9 run (Maldonado kick), 6-70 2:19, ORE 31 - UW 17
	01:49	ORE	Maldonado 35 field goal, 9-30 1:51, ORE 34 - WASH 17

**RUSHING:** Oregon-James, LaMichael 25-156; Barner, Kenjon 10-41; Thomas, De'Anthony 1-9; Thomas, Darron 3-6. Washington-Polk, Chris 24-80; Sankey, Bishop 2-21; Aguilar, Devin 1-4; Callier, Jesse 1-4; Price, Keith 8-minus 27.

**PASSING:** Oregon-Thomas, Darron 13-25-0-169. Washington-Price, Keith 24-35-2-143; Montana, Nick 1-1-0-53.

**RECEIVING:** Oregon-Huff, Josh 4-60; Tuinei, Lavasier 4-25; Paulson, David 3-65; Hawkins, Daryle 1-13; James, LaMichael 1-6. Washington-Williams, Kasen 6-79; Polk, Chris 6-31; Kearse, Jermaine 3-24; Aguilar, Devin 2-34; Tucker, Tim 2-12; Callier, Jesse 2-7; Hartvigson, M. 2-1; Smith, Kevin 1-14; SeferianJenkins 1-minus 6.

**INTERCEPTIONS:** Oregon-Pleasant, Eddie 2-65. Washington-None.

**FUMBLES:** Oregon-Tuinei, Lavasier 1-0; Thomas, Darron 1-1. Washington-Hartvigson, Michael 1-1.

**SACKS (UA-A):** Oregon-Keliikipi, Wade 1-1; Jordan, Dion 1-1; Hanna, Brandon 1-0; Kaddu, Josh 1-0; Hart, Taylor 1-0. Washington-None.

**TACKLES (UA-A):** Oregon-Stuckey, Dewitt 7-1; Clay, Michael 3-3; Boyett, John 3-3; Patterson, Avery 3-3; Jordan, Dion 3-2; Turner, Terrell 3-2; Pleasant, Eddie 2-3; Kaddu, Josh 3-1; Hill, Troy 3-1; Hart, Taylor 2-2; Mitchell, Terrance 3-0; Lokombo, Boseko 3-0; Hanna, Brandon 2-1; Remington, Isaac 2-1; Keliikipi, Wade 1-2; Jackson, Brian 2-0; Lowe, Keanon 1-1; Ekpre-Oloun, Ifo 1-1; Heimuli, Ricky 1-1; Malone, Derrick 1-0; Kamalani, Keloni 1-0; Wallace, Anthony 1-0. Washington-Dennison, Cort 4-6; Shamburger, Will 6-3; Timu, John 7-1; Trufant, Desmond 6-0; Fuimaono, Princeton 5-1; Parker, Sean 2-2; Richardson, Quinton 3-0; Thompson, Everette 1-2; Hudson, Andrew 1-2; Tokolahi, Semisi 1-0; Price, Keith 1-0; Glenn, Justin 1-0; Folk, Erik 1-0; Polk, Chris 1-0; Kearse, Jamaal 1-0; Kearse, Jer. 1-0; Ta'amu, Alameda 1-0; Gilliland, G. 1-0; Shirley, Josh 0-1.

TEAM STATISTICS	ORE	UW
FIRST DOWNS	20	19
RUSHES-YARDS (NET)	39-212	36-82
PASSING YDS (NET)	169	196
Passes Att-Comp-Int	25-13-0	36-25-2
TOTAL OFFENSE PLAYS-YARDS	64-381	72-278
Fumble Returns-Yards	1-9	0-0
Punt Returns-Yards	0-0	0-0
Kickoff Returns-Yards	4-123	7-116
Interception Returns-Yards	2-65	0-0
Punts (Number-Avg)	4-42.8	4-43.0
Fumbles-Lost	2-1	1-1
Penalties-Yards	9-78	3-20
Possession Time	24:01	35:59
Third-Down Conversions	5 of 12	8 of 16
Fourth-Down Conversions	0 of 0	0 of 2
Red-Zone Scores-Chances	5-5	3-3
Sacks By: Number-Yards	6-30	0-0



## Game 10 - Nov. 12

**#6 OREGON 53**

**#3 STANFORD 30**

Stanford, California (50,360)  
Stanford Stadium  
59 degrees, mostly cloudy

STANFORD, Calif. -- LaMichael James ran for 146 yards and three touchdowns and No. 6 Oregon sprinted past third-ranked Stanford, 53-30, in

what had been anticipated all season as the league's premier matchup all year.

James ran for scores from 1, 4 and 58 yards and had Stanford (9-1, 7-1) defenders slipping all over a slick field. The Ducks (9-1, 7-0) ended the nation's best winning streak at 17 games - which the Cardinal began after a loss in Eugene more than a year ago - and can clinch the league's North Division crown over Stanford with a win in one of their final two games.

Luck threw for 271 yards and three touchdowns, but was hampered by two interceptions and a fumble. Stanford committed five total turnovers.

Oregon's no-huddle, spread offense ended any hopes of Stanford's first national championship. Instead, the Ducks were suddenly back in the BCS title mix after rolling off their ninth straight victory - and first against a top-five team on the road in school history.

Darron Thomas threw for 155 yards and three touchdowns to anchor one big-play burst after another. He tossed scores of 59 yards to Josh Huff and 41 yards to De'Anthony Thomas to leave sold-out Stanford Stadium stunned and silent.

The Cardinal did little with the few mistakes Oregon made.

James muffed a punt and gave Stanford a chance at the Oregon 34. The Ducks quickly stifled Stanford again, and Eric Whitaker missed a 48-yard field goal to the right.

When the Cardinal got the ball back, Terrell Turner smashed Luck and forced the quarterback to fumble. Oregon recovered and James followed with a 4-yard score on fourth-and-2 to give the Ducks a commanding 36-16 lead in the third quarter.

The two offenses traded scores until Boseko Lokombo intercepted a pass by Luck and returned it 40 yards for a touchdown to provide the Ducks with a 53-30 lead, and Lokombo with his third defensive score of the year.

A pair of the nation's highest-scoring offenses showed imperfections, but Oregon pounced on the mistakes and scored points each time.

Dewitt Stuckey also intercepted a pass by Luck that setup the Ducks' first score, a 4-yard touchdown pass from Darron Thomas to Lavasier Tuinei that started an avalanche of Oregon offense.

James ran through the middle untouched for a 58-yard touchdown to extend Oregon's lead to 15-6 early in the second quarter. The Ducks threatened to pad their lead again until Delano Howell, with a cast around his right hand, punched the ball loose from De'Anthony Thomas and Stanford recovered.

Oregon coach Chip Kelly gambled all night and his offense made him look good.

On fourth-and-7 from the Stanford 41, De'Anthony Thomas took a short pass and raced down the sideline for a 41-yard TD that pushed Oregon in front 22-9 late in the first half.

The Ducks' defense sacked Luck three times after the Stanford signal-caller had been taken down behind the line of scrimmage only four times in the its previous nine games. John Boyett and Michael Clay led the way with 11 tackles each as Oregon held the nation's 17th-ranked rushing offense to only 129 yards.

<b>Oregon</b>	<b>8</b>	<b>14</b>	<b>14</b>	<b>17</b>	<b>53</b>	<b>Record: (9-1, 7-0)</b>
<b>Stanford</b>	<b>0</b>	<b>16</b>	<b>7</b>	<b>7</b>	<b>30</b>	<b>Record: (9-1, 7-1)</b>

1st	04:12	ORE	Tuinei 4 pass from Thomas, Da. (Palmer, Jeff pass from Paulson), 5-20 1:41, ORE 8 - STAN 0
2nd	13:51	STAN	Whalen, Giff 16 pass from Luck, Andrew (Whitaker, Eric kick failed), 13-78 5:16, ORE 8 - STAN 6
	11:49	ORE	James, LaMichael 58 run (Maldonado, Alejandro kick), 6-85 1:57, ORE 15 - STAN 6
	04:57	STAN	Whitaker 37 field goal, 7-36 3:16, ORE 15 - STAN 9
	02:52	ORE	Thomas, De'Anthony 41 pass from Thomas, Da. (Maldonado kick), 6-70 1:59, ORE 22 - STAN 9
	00:24	STAN	Whalen 13 pass from Luck (Whitaker kick), 8-84 2:23, ORE 22 - STAN 16
3rd	13:23	ORE	Huff, Josh 59 pass from Thomas, Da. (Maldonado kick), 4-74 1:32, ORE 29 - STAN 16
	07:41	ORE	James 4 run (Maldonado kick), 4-12 1:00, ORE 36 - STAN 16
	02:38	STAN	Stewart, Jeremy 2 pass from Luck (Whitaker kick), 10-71 4:58, ORE 36 - STAN 23
4th	14:02	ORE	James 1 run (Maldonado kick), 10-69 3:29, ORE 43 - STAN 23
	09:37	STAN	Stewart 1 run (Whitaker kick), 11-63 4:16, ORE 43 - STAN 30
	05:09	ORE	Maldonado 40 field goal, 8-47 4:22, ORE 46 - STAN 30
	04:28	ORE	Lokombo, Boseko 40 interception return (Maldonado kick), ORE 53 - STAN 30

**RUSHING:** Oregon-James, LaMichael 20-146; Barner, Kenjon 8-42; Thomas, Darron 7-17; Thomas, De'Anthony 5-17; Carson, Tra 4-11; TEAM 2-minus 1. Stanford-Taylor, Stepfon 23-99; Gaffney, Tyler 4-31; Hewitt, Ryan 1-7; Stewart, Jeremy 2-5; Luck, Andrew 5-minus 13.

**PASSING:** Oregon-Thomas, Darron 11-17-0-155. Stanford-Luck, Andrew 27-41-2-256.

**RECEIVING:** Oregon-Huff, Josh 2-57; Thomas, De'Anthony 2-41; Barner, Kenjon 2-20; Vaughn, Raasaan 2-15; Tuinei, Lavasier 2-12; James, LaMichael 1-10. Stanford-Whalen, Griff 9-107; Toilolo, Levine 6-40; Fleener, Coby 4-56; Taylor, Stepfan 3-6; Terrell, Drew 1-29; Montgomery, Ty 1-8; Hewitt, Ryan 1-8; Stewart, Jeremy 1-2; Gaffney, Tyler 1-0.

**INTERCEPTIONS:** Oregon-Lokombo, Boseko 1-40; Stuckey, Dewitt 1-30. Stanford-None.

**FUMBLES:** Oregon-Thomas, De'Anthony 1-1; James, LaMichael 1-1; Thomas, Darron 1-0. Stanford-Luck, Andrew 1-1; Terrell, Drew 1-1; Gaffney, Tyler 1-1.

**SACKS (UA-A):** Oregon-Kaddu, Josh 0-1; Jordan, Dion 0-1; Turner, Terrell 1-0; Hart, Taylor 0-1; Remington, Isaac 0-1. Stanford-Masifilo, Matthew 2-0.

**TACKLES (UA-A):** Oregon-Clay, Michael 8-3; Boyett, John 6-5; Turner, Terrell 5-2; Stuckey, Dewitt 5-2; Patterson, Avery 5-0; Pleasant, Eddie 4-0; Gildon, Anthony 3-1; Hill, Troy 2-1; Kaddu, Josh 0-3; Hanna, Brandon 2-0; Lowe, Keanon 2-0; Alonso, Kiko 2-0; Mitchell, Terrance 1-1; Hart, Taylor 1-1; Jordan, Dion 0-2; Remington, Isaac 0-2; Kamalani, Keloni 1-0; Heimuli, Ricky 1-0; Beard, Rob 1-0; Thomas, De'Anthony 1-0; Washington, Tony 0-1. Stanford-Murphy, Trent 9-1; Thomas, Chase 3-5; Masifilo, Matthew 2-5; Howell, Delano 5-0; Carrington, Devon 4-0; Brown, Terrence 3-1; Gardner, Ben 2-2; Tarpley, A.J. 2-2; Thomas, Michael 2-0; Hemschoot, Joe 2-0; Bademosi, Johnson 1-1; Lancaster, Jerek 1-1; Richards, Jordan 1-1; Bernard, Harold 1-0; Debnjak, Alex 1-0; Muagututia, Myles 1-0; Bergen, Max 1-0; Gaffney, Tyler 1-0; Luck, Andrew 1-0; Stephens, Terrence 0-1.

TEAM STATISTICS	ORE	STAN
FIRST DOWNS	18	24
RUSHES-YARDS (NET)	46-232	35-129
PASSING YDS (NET)	155	256
Passes Att-Comp-Int	17-11-0	41-27-2
TOTAL OFFENSE PLAYS-YARDS	63-387	76-385
Fumble Returns-Yards	1-5	0-0
Punt Returns-Yards	1-3	2-3
Kickoff Returns-Yards	6-114	9-149
Interception Returns-Yards	2-70	0-0
Punts (Number-Avg)	3-46.3	4-39.2
Fumbles-Lost	3-2	3-3
Penalties-Yards	5-50	5-40
Possession Time	25:35	34:25
Third-Down Conversions	1 of 9	5 of 14
Fourth-Down Conversions	2 of 3	1 of 1
Red-Zone Scores-Chances	3-3	5-5
Sacks By: Number-Yards	3-21	2-28



**Game 11 - Nov. 19**

**#18 USC 38**  
**#4 OREGON 35**

**Eugene, Oregon (59,933)**  
**Autzen Stadium**  
**40 degrees, mostly cloudy**

EUGENE -- Matt Barkley threw for 323 yards and four touchdowns and No. 18 USC held off No. 4 Oregon, 38-35. Alejandro Maldonado misfired on a

37-yard field goal that would have tied the game with five seconds left.

Trailing 24-7 in the third quarter, Oregon mounted a furious comeback and narrowed the deficit to 38-35 with 7:05 left in the fourth quarter. Barkley led his team to the Oregon 15, but Marc Tyler fumbled and the ball was recovered by the Ducks with 2:54 to go.

Oregon marched down the field but Maldonado's kick, which was brought five yards closer because of a USC penalty, went wide left.

The loss snapped a 21-game winning streak for the Ducks (9-2, 7-1 Pac-12) at Autzen Stadium, which was the longest in the nation. It also stopped Oregon's winning streak in conference games at 17.

Robert Woods, who was held out of a few practices this week with ankle and shoulder injuries, caught seven passes for 53 yards and two scores, while Marqise Lee added eight grabs for 187 yards and a third TD.

But against USC, they were playing catch up from the start.

The Trojans scored first on Barkley's 59-yard touchdown pass to Lee in the first quarter, then added Barkley's 12-yard scoring pass to Woods early in the second to go up 14-0.

It took the Ducks until midway through the second quarter to get into sync. Darron Thomas hit true freshman Colt Lyerla with a 35-yard pass before striking fellow frosh De'Anthony Thomas with a 29-yarder for the touchdown.

But USC answered with Barkley's 4-yard touchdown pass to Woods. The TD, Barkley's 73rd, moved him past Carson Palmer for second on Southern California's career touchdown list.

The Ducks had a chance to decrease the deficit before the half, but De'Anthony Thomas was out of bounds when he pulled down a Darron Thomas pass to the end zone. On the next play, LaMichael James fumbled and the ball was recovered by USC.

The Trojans opened the second half with Andre Heidari's 26-yard field goal to make it 24-7, but Oregon again showed a flash of its usual speedy offense with a quick drive capped by Kenjon Barner's 10-yard touchdown run.

The Ducks, known for their second half adjustments, couldn't slow USC's momentum and the Trojans scored on the subsequent series with Marc Tyler's 3-yard run. Barkley added a 5-yard scoring pass to Randall Telfer to make it 38-14.

De'Anthony Thomas narrowed it again for the Ducks with a 96-yard kickoff return for a touchdown, and the Autzen Stadium crowd got back into the game with 3:28 left in the third quarter.

Barner had an 8-yard touchdown run to close the Ducks to within 38-27 with 12:44 left in the game. The Trojans ate a lot of time up with their next series, but Barkley was intercepted by John Boyett, putting the Ducks in business on their own 40. Oregon scored on James' 1-yard run, and the 2-point conversion was ruled good for the final margin.

Darron Thomas threw for 265 yards and a touchdown for the Ducks, while Barner ran for 123 yards and two scores.

Linebacker Michael Clay equalled his personal-best 12 tackles for the third time this season, but USC still claimed its first victory in the state of Oregon since 2005.

<b>USC</b>	<b>7</b>	<b>14</b>	<b>17</b>	<b>0</b>	<b>38</b>	<b>Record: (9-2, 6-2)</b>
<b>Oregon</b>	<b>0</b>	<b>7</b>	<b>13</b>	<b>15</b>	<b>35</b>	<b>Record: (9-2, 7-1)</b>

1st	06:35	USC	Lee, Marqise 59 pass from Barkley, Matt. (Heidari, Andre kick), 1-59 0:10, USC 7 - ORE 0
2nd	14:54	USC	Woods, Robert 12 pass from Barkley (Heidari kick), 9-66 3:48, USC 14 - ORE 0
	05:53	ORE	Thomas, De'Anthony 29 pass from Thomas, Darron (Maldonado, Alejandro kick), 7-88 2:15, USC 14 - ORE 7
	02:27	USC	Woods 4 pass from Barkley (Heidari kick), 7-50 3:26, USC 21 - ORE 7
3rd	12:44	USC	Heidari 26 field goal, 4-3 0:49, USC 24 - ORE 7
	11:34	ORE	Barner, Kenjon 9 yd run (Maldonado kick), 4-43 1:10, USC 24 - ORE 14
	09:27	USC	Tyler, Marc 3 yd run (Heidari kick), 5-76 2:07, USC 31 - ORE 14
	03:28	USC	Telfer, Randall 5 pass from Barkley (Heidari kick), 9-65 4:59, USC 38 - ORE 14
	03:13	ORE	Thomas, De. 96 yd kickoff return (Thomas, Da. pass failed), USC 38 - ORE 20
4th	12:44	ORE	Barner 8 yd run (Maldonado kick), 9-75 2:16, USC 38 - ORE 27
	07:05	ORE	James, LaMichael 1 yd run (Tuinei, L.T. pass from Thomas, Da.), 7-60 1:27, USC 38 - ORE 35

**RUSHING:** USC-McNeal, Curtis 20-94; Tyler, Marc 12-49; Lee, Marqise 1-4; Team 1-minus 1; Barkley, Matt 3-minus 2; Woods, Robert 1-minus 5. Oregon-Barner, Kenjon 15-123; James, LaMichael 20-78; Thomas, Darron 9-5; Thomas, De'Anthony 3-3.

**PASSING:** USC-Barkley, Matt 26-34-1-323. Oregon-Thomas, Darron 23-35-0-265.

**RECEIVING:** Lee, Marqise 8-187; Woods, Robert 7-53; Ellison, Rhett 3-23; Telfer, Randall 2-8; Carswell, B. 2-8; Grumble, Xavier 1-21; Farmer, George 1-14; Tyler, Marc 1-7; Carlisle, Amir 1-2. Oregon-Huff, Josh 5-57; Tuinei, Lavasier 5-34; Vaughn, Rahsaan 4-36; Thomas, De'Anthony 3-49; Paulson, David 3-48; Lyerla, Colt 1-35; James, LaMichael 1-5; Barner, Kenjon 1-1.

**INTERCEPTIONS:** USC-None. Oregon-Boyett, John 1-10.

**FUMBLES:** USC-Tyler, Marc 1-1; Barkley, Matt 1-1. Oregon-Thomas, Darron 2-0; Thomas, De'Anthony 1-1; James, LaMichael 1-1.

**SACKS (UA-A):** USC-Pullard, Hayes 2-0; Perry, Nick 2-0. Oregon-TEAM 1-0

**TACKLES (UA-A):** USC-Pullard, Hayes 12-2; McDonald, T.J. 6-2; Bailey, Dion 6-1; Robey, Nickell 6-0; Starling, J. 5-1; Perry, Nick 3-1; Uko, George 2-1; Dawson, Lamar 2-1; Wiley, Isiah 2-1; McAllister, D. 2-0; Kennard, Devon 2-0; Madden, Tre 2-0; Harris, DaJohn 2-0; Galippo, Chris 1-1; Horton, Wes 1-1; Tupou, C. 1-0; Heidari, Andre 1-0; Ellison, Rhett 1-0; Telfer, Randall 1-0. Oregon-Clay, Michael 5-7; Boyett, John 4-4; Alonso, Kiko 1-5; Patterson, Avery 4-1; Mitchell, Terrance 3-2; Heimuli, Ricky 3-1; Turner, Terrell 3-1; Kaddu, Josh 2-2; Hart, Taylor 2-2; Pleasant, Eddie 0-4; Wallace, Anthony 2-1; Washington, Tony 2-1; Keliikipi, Wade 1-1; Hanna, Brandon 1-1; Remington, Isaac 0-2; Paulson, David 1-0; Kamalani, Keloni 1-0; Hill, Troy 1-0; TEAM 1-0; Ekpre-Oloun, Ifo 1-0; Jackson, Brian 1-0; Lyerla, Colt 1-0; Stuckey, Dewitt 0-1.

<b>TEAM STATISTICS</b>	<b>USC</b>	<b>ORE</b>
FIRST DOWNS	23	26
RUSHES-YARDS (NET)	38-139	47-209
PASSING YDS (NET)	323	265
Passes Att-Comp-Int	34-26-1	35-23-0
TOTAL OFFENSE PLAYS-YARDS	72-462	82-474
Fumble Returns-Yards	0-0	0-0
Punt Returns-Yards	2-22	2-11
Kickoff Returns-Yards	6-134	5-212
Interception Returns-Yards	0-0	1-10
Punts (Number-Avg)	4-41.0	4-35.5
Fumbles-Lost	2-2	4-2
Penalties-Yards	6-25	3-25
Possession Time	36:27	23:33
Third-Down Conversions	7 of 13	9 of 17
Fourth-Down Conversions	0 of 0	0 of 1
Red-Zone Scores-Chances	5-6	3-6
Sacks By: Number-Yards	4-20	1-5



## Game 12 - Nov. 26

**OREGON STATE** 21  
**#9 OREGON** 49

**Eugene, Oregon (59,802)**  
**Autzen Stadium**  
**54 degrees, partly sunny**

EUGENE -- Oregon eliminated any suspense in this one early. A 16-yard Darron Thomas-to-David Paulson touchdown pass midway through the second quarter provided the No. 9 Ducks a lead they would never relinquish as they cruised to a 49-21 victory over Oregon State. The Civil War victory clinched the Pac-12 North title for Oregon, entitling it to host the league's first championship game.

LaMichael James ran for 142 yards and the game's first touchdown before retiring for the day midway through the third quarter with what some described as an arm injury.

Quarterback Darron Thomas, who threw for a season-high 305 yards and four touchdowns, said a victory in the Civil War was one of the goals Oregon set at the start of the season. The Ducks have won the last four in the 115-game history of the rivalry.

The junior running back was already wearing a brace on his right elbow, missing two games because of that injury.

The win represented Oregon's fourth-straight 10-win season - the most over a four-year span in program history.

The Beavers (3-9, 3-6) aren't going to a bowl game for the second straight season.

Oregon looked as if it was making a strong bid for a spot in the BCS championship game until last weekend, when the Ducks' hopes were derailed by Southern California, 38-35. But they bounced back easily against Oregon State.

Versatile freshman De'Anthony Thomas rushed for 71 yards and had a career-high 10 catches for 86 yards and a score. Barner ran for 64 yards and a touchdown, and also caught a scoring pass.

Redshirt freshman Sean Mannion threw for 299 yards and three touchdowns for the Beavers. But Oregon State struggled on the ground with just 16 yards rushing, compared to Oregon's 365.

James scored early on a 1-yard run, becoming Oregon's all-time leading scorer with 324 points.

The Beavers tied it at 7 when Jovan Stevenson grabbed a swing pass from Mannion and weaved his way downfield for a touchdown early in the second quarter.

Before the half Oregon scored on Darron Thomas' 16-yard pass to Paulson and his 8-yard pass to De'Anthony Thomas.

Paulson finished the game with a career-high eight catches for 105 yards, while DAT led all players with a personal-best 10 receptions. Thomas also extended his freshman touchdown record to 16.

The Ducks' quarterback hit Barner with another 16-yard TD just before halftime to make it 28-7. Barner ran a yard for another score in the third quarter, and Darron Thomas connected with freshman Colt Lyerla for a 39-yard touchdown early in the fourth.

Mannion threw two TDs in the fourth quarter to Kevin Cummings (19 yards) and Brandin Cooks (23 yards).

In the 2007 Civil War, Rodgers scored on a fly sweep in overtime to give the Beavers a 38-31 victory at Autzen Stadium. Oregon State has not defeated their in-state rival since then.

Michael Clay accumulated 12 tackles for the second time in as many weeks, as well as the fourth time this season. He also intercepted Mannion's second pass of the season, which led to the Ducks' opening score of the game.

<b>Oregon State</b>	<b>0</b>	<b>7</b>	<b>0</b>	<b>14</b>	<b>21</b>	<b>Record: (3-9, 3-6)</b>
<b>Oregon</b>	<b>7</b>	<b>21</b>	<b>7</b>	<b>14</b>	<b>49</b>	<b>Record: (10-2, 8-1)</b>

1st	12:36	ORE	James, LaMichael 1 run (Maldonado, Alejandro kick), 7-38 1:30, OSU 0 - ORE 7
2nd	11:08	OSU	Stevenson, Jovan 58 pass from Mannion, Sean (Romaine, Trevor kick), 2-60 0:50, OSU 7 - ORE 7
	08:05	ORE	Paulson, David 16 pass from Thomas, Darron (Maldonado kick), 9-79 3:03, OSU 7 - ORE 14
	03:59	ORE	Thomas, De'Anthony 8 pass from Thomas, Da. (Maldonado kick), 9-80 2:55, OSU 7 - ORE 21
	00:26	ORE	Barner, Kenjon 16 pass from Thomas, Da. (Maldonado kick), 6-75 1:18, OSU 7 - ORE 28
3rd	12:54	ORE	Barner 1 run (Maldonado kick), 7-69 2:06, OSU 7 - ORE 35
4th	13:43	ORE	Lyerla, Colt 39 pass from Thomas, Da. (Maldonado kick), 9-80 2:39, OSU 7 - ORE 42
	06:55	OSU	Cummings, Kevin 19 pass from Mannion (Romaine kick), 7-60 2:36, OSU 14 - ORE 42
	04:43	ORE	Forde, Ayele 8 run (Maldonado kick), 5-48 1:19, OSU 14 - ORE 49
	02:46	OSU	Cooks, Brandin 23 pass from Mannion (Romaine kick), 6-85 1:57, OSU 21 - ORE 49

**RUSHING:** Oregon State-Ward, Terron 6-31; Wheaton, Markus 3-11; Stevenson, J. 5-8; Cooks, Brandin 1-7; Mannion, Sean 6-minus 41. Oregon-James, LaMichael 24-142; Thomas, De'Anthony 4-71; Barner, Kenjon 16-64; Forde, Ayele 10-56; Carson, Tra 3-13; Bennett, Bryan 2-10; Thomas, Darron 3-9.

**PASSING:** Oregon State-Mannion, Sean 27-44-2-299. Oregon-Thomas, Darron 27-40-0-305; Bennett, Bryan 0-0-0-0.

**RECEIVING:** Oregon State-Cooks, Brandin 5-56; Halahun, Joe 5-39; Cummings, Kevin 4-63; Stevenson, J. 4-58; Wheaton, Markus 2-39; Prince, Colby 2-14; Jenkins, Jordan 2-14; Gwacham, Obum 2-12; Ward, Terron 1-4. Oregon-Thomas, De'Anthony 10-86; Paulson, David 8-105; Barner, Kenjon 3-33; Lyerla, Colt 2-52; Tuinei, Lavasier 2-15; Huff, Josh 1-8; James, LaMichael 1-6.

**INTERCEPTIONS:** Oregon State-None. Oregon-Alonso, Kiko 1-6; Clay, Michael 1-0.

**FUMBLES:** Oregon State-Mannion, Sean 1-1. Oregon-Barner, Kenjon 1-1; Hill, Troy 1-1.

**SACKS (UA-A):** Oregon State-Fifita, Rudolf 1-0. Oregon-Jordan, Dion 2-0; Turner, Terrell 2-0; Hagen, Ryan 1-0; Lokombo, Boseko 1-0.

**TACKLES (UA-A):** Oregon State-Unga, Feti 8-5; Crichton, Scott 10-2; Watkins, A. 8-2; Reynolds, R. 7-3; Mitchell, Lance 7-2; Poyer, Jordan 5-1; Frahm, Kevin 2-4; Doctor, Michael 4-1; Welch, D.J. 3-1; Wynn, Dylan 3-1; Murphy, Ryan 1-3; Fifita, Rudolf 3-0; Collins, C. 2-1; Wilson, Tony 1-1; Williams, Josh 1-1; Kell, Devon 0-2; Seumalo, Andrew 0-2; Jenkins, Jordan 1-0; Romaine, Trevor 1-0; Hatfield, Micah 1-0; Parker, Keynan 1-0. Oregon-Clay, Michael 7-5; Boyett, John 5-1; Turner, Terrell 3-3; Mitchell, Terrance 2-3; Kamalani, Keloni 1-3; Ekpre-Oloun, Ifo 3-0; Mathis, Dior 3-0; Pleasant, Eddie 2-1; Jordan, Dion 2-1; Patterson, Avery 1-1; Heimuli, Ricky 1-1; Hill, Troy 1-1; Malone, Derrick 1-1; Thompson, Blake 1-1; Hart, Taylor 0-2; Hawkins, Daryle 1-0; Hagen, Ryan 1-0; Lokombo, Boseko 1-0; Beard, Rob 1-0; Remington, Isaac 1-0; Wallace, Anthony 0-1; Kaddu, Josh 0-1; Washington, Tony 0-1; Dargan, Erick 0-1; Alonso, Kiko 0-1; Jackson, Brian 0-1.

<b>TEAM STATISTICS</b>	<b>OSU</b>	<b>ORE</b>
FIRST DOWNS	15	38
RUSHES-YARDS (NET)	21-16	62-365
PASSING YDS (NET)	299	305
Passes Att-Comp-Int	44-27-2	40-27-0
TOTAL OFFENSE PLAYS-YARDS	65-315	102-670
Fumble Returns-Yards	0-0	0-0
Punt Returns-Yards	2-16	2-5
Kickoff Returns-Yards	8-199	3-76
Interception Returns-Yards	0-0	2-6
Punts (Number-Avg)	8-45.1	3-46.3
Fumbles-Lost	1-1	2-2
Penalties-Yards	8-60	6-60
Possession Time	26:53	33:07
Third-Down Conversions	3 of 13	7 of 14
Fourth-Down Conversions	0 of 1	0 of 4
Red-Zone Scores-Chances	1-1	6-7
Sacks By: Number-Yards	1-9	6-41



**Game 13 - Dec. 2**

**UCLA 31**  
**#8 OREGON 49**

**Pac-12 Championship Game**  
**Eugene, Oregon (59,802)**  
**Autzen Stadium**  
**54 degrees, partly sunny**

EUGENE -- LaMichael James ran for 219 yards and three touchdowns and No. 8 Oregon beat UCLA 49-31 in the inaugural Pac-12 championship game. The win clinched the Ducks' third consecutive conference title and a second berth in the Rose Bowl in three years.

While the Bruins (6-7) played with passion for their outgoing head coach, Rick Neuheisel, it was not enough to overcome the Ducks (11-2), who head to a BCS bowl for the third straight season.

Darron Thomas threw for 219 yards and three touchdowns, becoming Oregon's all-time leader with 63 career TD passes. He also becomes the first player in school history to throw for 30 or more scoring passes in a single season on two separate occasions.

Thomas also rushed for a season-high 60 yards and one score.

James became the first rusher in Pac-12 history with three straight 1,500-yard seasons. He moved into a tie with USC's LenDale White (2003-05) for second on the league's career rushing TD list with 52, and passed former USC Heisman Trophy winner Marcus Allen for third on the conference's career rushing list with 4,923 yards.

The heavily favored Ducks scored on their first series when James ran 30 yards for a touchdown. James went into the game as the nation's top running back with an average of 142.7 yards per game.

UCLA tied it when linebacker Patrick Larimore intercepted Thomas and ran 35 yards for a touchdown. Neuheisel pumped his first in celebration.

Thomas scored on a 10-yard keeper and then found true freshman tight end Colt Lyerla alone in the end zone with a 7-yard scoring pass to increase the margin to 21-7.

It marked the Oregon quarterback's first rushing touchdown since the Sept. 24 win at Arizona.

UCLA narrowed it with Prince's flea-flicker to Nelson Rosario for a 37-yard touchdown.

Oregon was stung early in the game when conference co-Offensive Freshman of the Year De'Anthony Thomas fumbled after a hit by Tevin McDonald. Shaken up on the play, the versatile running back would not return.

James added a 3-yard touchdown run to make it 28-14 before Darron Thomas connected with Daryle Hawkins for a 25-yard TD reception.

UCLA's Tyler Gonzalez kicked a 44-yard field goal to make it 37-17 at halftime.

Prince scored on a 1-yard run early in the third quarter to pull UCLA closer to the Ducks, but James answered with a 5-yard TD dash to make it 42-24.

David Paulson caught a 22-yard touchdown pass midway through the third, which put Darron Thomas in front of Danny O'Neil (1991-94) for most passing TDs at Oregon.

Rosario pulled down a one-handed, 19-yard touchdown pass from Prince with less than two minutes to play. Prince completed 13 of 26 passes for 164 yards and two touchdowns.

Oregon eclipsed 500 yards of total offense for the eighth time in 13 games this season while limiting UCLA to 160 yards on the ground. Yet the Bruins' four turnovers didn't make their task easier.

Junior free safety John Boyett led all players with 12 tackles, while Michael Clay's numbers included a pair of quarterback sacks, one forced fumble and a recovered fumble.

<b>UCLA</b>	<b>7</b>	<b>10</b>	<b>7</b>	<b>7</b>	<b>31</b>	<b>Record: (6-7, 3-6)</b>
<b>Oregon</b>	<b>21</b>	<b>14</b>	<b>14</b>	<b>0</b>	<b>49</b>	<b>Record: (11-2, 8-1)</b>

1st	13:13	ORE	James, LaMichael 30 run (Maldonado, Alejandro kick), 4-39 1:04, UCLA 0 - UO 7
	07:55	UCLA	Larimore, Patrick 35 interception return (Gonzalez, Tyler kick), UCLA 7 - UO 7
	06:29	ORE	Thomas, Darron 10 run (Maldonado kick), 5-58 1:26, UCLA 7 - UO 14
	00:59	ORE	Lyerla, Colt 7 pass from Thomas, Da. (Maldonado kick), 8-52 2:01, UCLA 7 - UO 21
2nd	12:22	UCLA	Rosario, Nelson 37 pass from Prince, Kevin (Gonzalez kick), 7-74 3:37, UCLA 14 - UO 21
	08:27	ORE	James 3 run (Maldonado kick), 10-73 3:55, UCLA 14 - UO 28
	04:25	ORE	Hawkins, Daryle 25 pass from Thomas, Da. (Maldonado kick), 4-32 1:00, UCLA 14 - UO 35
	00:00	UCLA	Gonzalez 44 field goal, 2-30 0:11, UCLA 17 - UO 35
3rd	12:10	UCLA	Prince, Kevin 1 run (Gonzalez kick), 4-43 1:28, UCLA 24 - UO 35
	09:57	ORE	James 5 run (Maldonado kick), 6-46 2:13, UCLA 24 - UO 42
	04:45	ORE	Paulson, David 22 pass from Thomas (Maldonado kick), 5-86 2:20, UCLA 24 - UO 49
4th	01:51	UCLA	Rosario 19 pass from Prince (Gonzalez kick), 15-94 5:22, UCLA 31 - UO 49

**RUSHING:** UCLA-Coleman, Derrick 16-83; Franklin, Johnathan 9-35; Prince, Kevin 15-31; Jones, Malcolm 2-9; Barr, Anthony 1-2. Oregon-James, LaMichael 25-219; Barner, Kenjon 17-79; Thomas, Darron 5-60; TEAM 3-minus 6.

**PASSING:** UCLA-Prince, Kevin 13-26-0-164; Brehaut, Richard 1-2-1-13. Oregon-Thomas, Darron 20-36-1-219.

**RECEIVING:** UCLA-Rosario, Nelson 6-98; Fauria, Joseph 4-50; Embree, Taylor 1-18; Coleman, Derrick 1-6; Marvray, Ricky 1-3; Barr, Anthony 1-2. Oregon-Huff, Josh 4-57; Hawkins, Daryle 3-38; Tuinei, Lavasier 3-20; Paulson, David 2-42; James, LaMichael 2-24; Thomas, De'Anthony 2-13; Barner, Kenjon 2-9; Vaughn, Rahsaan 1-9; Lyerla, Colt 1-7.

**INTERCEPTIONS:** UCLA-Larimore, Patrick 1-35. Oregon-Mitchell, Terrance 1-0.

**FUMBLES:** UCLA-Franklin, Johnathan 2-2; Coleman, Derrick 1-1; Prince, Kevin 1-0. Oregon-Thomas, De'Anthony 1-1.

**SACKS (UA-A):** UCLA-None. Oregon-Clay, Michael 2-0; Jordan, Dion 1-0; Hart, Taylor 1-0.

**TACKLES (UA-A):** UCLA-McDonald, Tevin 7-2; Zumwalt, Jordan 5-3; McKay, Stan 6-0; Larimore, Patrick 4-2; Love, Glenn 3-3; Jones, Datone 3-3; Kendrick, Eric 4-1; Price, Sheldon 4-0; Abbott, Andrew 3-0; Carter, Donovan 2-1; Marsh, Cassius 0-3; Tepa, Iuta 2-0; Holmes, Damien 2-0; Carroll, Randall 1-0; Odighizuwa, Owamagbe 1-0; Franklin, Johnathan 1-0; Graham, Keenan 0-1; Bowens, Isaiah 0-1. Oregon-Boyett, John 7-5; Pleasant, Eddie 4-3; Hart, Taylor 2-5; Clay, Michael 4-2; Kaddu, Josh 3-3; Alonso, Kiko 4-1; Hanna, Brandon 2-3; Mitchell, Terrance 3-1; Stuckey, Dewitt 1-2; Hill, Troy 1-1; Lokombo, Boseko 1-1; Heimuli, Ricky 0-2; Remington, Isaac 0-2; Keliikipi, Wade 0-2; Jordan, Dion 1-0; Lyerla, Colt 1-0; Rice, Jackson 1-0; Washington, Tony 1-0; Malone, Derrick 1-0; Jackson, Brian 0-1; Ekpre-Olomu, Ife 0-1; Kamalani, Keloni 0-1.

<b>TEAM STATISTICS</b>	<b>UCLA</b>	<b>ORE</b>
FIRST DOWNS	20	21
RUSHES-YARDS (NET)	43-160	50-352
PASSING YDS (NET)	177	219
Passes Att-Comp-Int	28-14-1	36-20-1
TOTAL OFFENSE PLAYS-YARDS	71-337	86-571
Fumble Returns-Yards	0-0	0-0
Punt Returns-Yards	1-20	2-6
Kickoff Returns-Yards	7-124	3-94
Interception Returns-Yards	1-35	1-0
Punts (Number-Avg)	4-48.2	2-50.0
Fumbles-Lost	4-3	1-1
Penalties-Yards	3-20	10-120
Possession Time	31:27	28:33
Third-Down Conversions	7 of 15	6 of 17
Fourth-Down Conversions	1 of 3	4 of 7
Red-Zone Scores-Chances	2-2	4-5
Sacks By: Number-Yards	0-0	4-17



## Game 14 - Jan. 2

**#9 WISCONSIN 38**  
**#6 OREGON 45**

**Rose Bowl Game**  
**Pasadena, California (91,245)**  
**Rose Bowl Stadium**  
**82 degrees, sunny**

PASADENA, Calif. (AP) -- Oregon's incredible offense busted up Wisconsin and the record books on the way to the Ducks' first Rose Bowl victory in 95 years.

Darron Thomas passed for three touchdowns, De'Anthony Thomas scored on runs of 91 and 64 yards, and the No. 6 Ducks earned their first bowl victory under coach Chip Kelly, holding off Wisconsin 45-38 Monday night in the highest-scoring Rose Bowl ever played.

And it wasn't over until a video review confirmed the Badgers (11-3) ran out of time at the Oregon 25, out of timeouts and unable to spike the ball in time to stop the clock for a last-gasp fling.

Lavasier Tuinei caught eight passes for 158 yards and two TDs for the Ducks (12-2), who had no postseason success to show for Kelly's otherwise wildly successful three-year tenure until this landmark offensive performance in the 98th Rose Bowl. Oregon hadn't won the West Coast's biggest game since 1917.

"It's been 95 years since you could say: Oregon Ducks, Rose Bowl champions," Kelly said after the Ducks held Wisconsin scoreless in the fourth quarter.

The Granddaddy of Them All had never seen this many points, beating the record 80 scored by Washington and Iowa in 1991.

With the Ducks wearing mirrored helmets and playing at their usual frantic pace, Oregon racked up 621 total yards, just shy of the Rose Bowl record.

Montee Ball rushed for 122 of his 164 yards in the first half for the Badgers (11-3), who lost the Rose Bowl for the second straight year despite managing 508 yards of their own. Ball tied Barry Sanders' FS record with his 39th touchdown of the season, while Russell Wilson passed for 296 yards and two scores.

Wisconsin had two drives to tie it after Oregon kicked a field goal with 6:50 to play, but Jared Abbrederis fumbled near the Oregon sideline after making a long catch. The ball plopped onto the turf without even bouncing, and Oregon's Michael Clay jumped on it with 4:06 left.

The Badgers had burned two timeouts early in the second half, so Oregon was able to run the clock down to 23 seconds before punting.

Wilson connected on two long passes, but the officials went to video review after the clock went to zeros as Wilson rushed his team to the Oregon 25 with 2 seconds left, waited for the ball to be set, then took the snap and spiked the ball.

But the Badgers took too long. The officials ruled time had indeed expired, and the Ducks sprinted onto the field to the frenzied cheers of their outnumbered fans.

The Ducks and Badgers produced the highest-scoring first quarter (14-14) and first half (28-28) in Rose Bowl history, eventually surpassing the 80 scored in Washington's 46-34 win over Iowa in 1991. Oregon's yardage fell just short of USC's 633 yards against Illinois in 2008.

Tuinei was named the offensive player of the game, but their flashiest star in those futuristic helmets was De'Anthony Thomas, the freshman from Los Angeles who showed off his electrifying athleticism on the longest scoring run in Rose Bowl history in the second quarter, going 91 yards up the middle. He added a mere 64-yard scoring run in the opening minute of the second half as Oregon won the matchup of the last two losers of the Rose Bowl.

LaMichael James rushed for 159 yards and an early TD in his college finale for the Ducks, while De'Anthony Thomas finished with 155 yards.

<b>Wisconsin</b>	<b>14</b>	<b>14</b>	<b>10</b>	<b>0</b>	<b>38</b>	<b>Record: (11-3,6-2)</b>
<b>Oregon Ducks</b>	<b>14</b>	<b>14</b>	<b>7</b>	<b>10</b>	<b>45</b>	<b>Record: (12-2,8-1)</b>

1st	11:48	WIS	Abbrederis 38 yd pass from Wilson (Welch, Philip kick), 7-77 3:12, WIS 7 - ORE 0
	09:41	ORE	James, LaMichael 1 yd run (Maldonado, Alejandro kick), 7-80 2:07, WIS 7 - ORE 7
	05:55	WIS	Wilson, Russell 4 yd run (Welch, Philip kick), 7-79 3:41, WIS 14 - ORE 7
	00:00	ORE	Thomas, De. 91 yd run (Maldonado, Alejandro kick), 2-95 0:32, WIS 14 - ORE 14
2nd	10:52	WIS	Ball, Montee 3 yd run (Welch, Philip kick), 8-64 4:08, WIS 21 - ORE 14
	10:36	ORE	Barner, K. 54 yd pass from Thomas, Da. (Maldonado kick), 1-54 0:08, WIS 21 - ORE 21
	03:26	WIS	Nzegwu, Louis 33 yd fumble recovery (Welch, Philip kick), , WIS 28 - ORE 21
	00:30	ORE	Tuinei, L. 3 yd pass from Thomas, Da. (Maldonado kick), 10-87 2:51, WIS 28 - ORE 28
3rd	14:11	ORE	Thomas, De. 64 yd run (Maldonado, Alejandro kick), 3-78 0:43, WIS 28 - ORE 35
	10:50	WIS	Welch, Philip 29 yd field goal, 7-24 3:10, WIS 31 - ORE 35
	04:44	WIS	Toon, N. 18 yd pass from Wilson, R. (Welch, P. kick), 9-62 4:16, WIS 38 - ORE 35
4th	14:35	ORE	Tuinei, L. 11 yd pass from Thomas, Da. (Maldonado kick), 6-39 1:11, WIS 38 - ORE 42
	06:50	ORE	Maldonado, Alejandro 30 yd field goal, 13-76 5:54, WIS 38 - ORE 45

**RUSHING:** Wisconsin-Ball, Montee 32-164; White, James 8-30; Wilson, Russell 6-18. Oregon Ducks-James, LaMichael 25-159; Thomas, De'Anthony 2-155; Barner, Kenjon 7-30; Thomas, Darron 6-1.

**PASSING:** Wisconsin-Wilson, Russell 19-25-1-296; TEAM 0-1-0-0. Oregon Ducks-Thomas, Darron 17-23-1-268; Bennett, Bryan 1-1-0-8.

**RECEIVING:** Wisconsin-Toon, Nick 9-104; Abbrederis, Jar 4-119; Ball, Montee 4-51; Pedersen, Jacob 1-17; Ewing, Bradie 1-5. Oregon Ducks-Tuinei, Lavasier 8-158; Thomas, De'Anthony 4-34; Barner, Kenjon 2-52; Huff, Josh 2-14; Paulson, David 1-10; Thomas, Darron 1-8.

**INTERCEPTIONS:** Wisconsin-Henry, Aaron 1-18. Oregon Ducks-Alonso, Kiko 1-0.

**FUMBLES:** Wisconsin-Abbrederis, Jar 1-1. Oregon Ducks-Thomas, Darron 1-1; James, LaMichael 1-0.

**SACKS (UA-A):** Wisconsin-Borland, Chris 1-0; Taylor, Mike 1-0. Oregon Ducks-Alonso, Kiko 1-1; Boyett, John 0-1.

**TACKLES (UA-A):** Wisconsin-Taylor, Mike 7-6; Borland, Chris 8-4; Cromartie, Marc 5-1; Fenelus, Antoni 4-1; Henry, Aaron 4-1; Southward, Dez 4-1; Nzegwu, Louis 4-0; Johnson, Shelto 1-2; Kelly, Brendan 0-3; Muldoon, Pat 2-0; Allen, Beau 2-0; Kohout, Jordan 1-1; Hemer, Ethan 1-1; O'Neill, Conor 1-0; Lukasko, Andrew 1-0; Butrym, Patrick 0-1. Oregon Ducks-Boyett, John 13-4; Clay, Michael 6-7; Hill, Troy 8-1; Lokombo, Boseko 5-0; Alonso, Kiko 4-1; Mitchell, Terrance 4-1; Keliikipi, Wade 2-3; Stuckey, Dewitt 3-0; Jackson, Brian 2-0; Hart, Taylor 2-0; Ekpre-Olomou, Ifo 1-1; Jordan, Dion 1-1; Turner, Terrell 0-2; Patterson, Avery 1-0; York, Carson 1-0; Rice, Jackson 1-0; Beard, Rob 1-0; Wallace, Anthony 1-0; Pleasant, Eddie 0-1; Kaddu, Josh 0-1; Malone, Derrick 0-1; Washington, Tony 0-1; Remington, Isaac 0-1.

<b>TEAM STATISTICS</b>	<b>WIS</b>	<b>ORE</b>
FIRST DOWNS	23	22
RUSHES-YARDS (NET)	46-212	40-345
PASSING YDS (NET)	296	276
Passes Att-Comp-Int	26-19-1	24-18-1
TOTAL OFFENSE PLAYS-YARDS	72-508	64-621
Fumble Returns-Yards	1-33	0-0
Punt Returns-Yards	2-26	1-4
Kickoff Returns-Yards	8-201	5-125
Interception Returns-Yards	1-18	1-0
Punts (Number-Avg)	2-44.5	3-46.0
Fumbles-Lost	1-1	2-1
Penalties-Yards	3-20	7-56
Possession Time	35:42	24:18
Third-Down Conversions	8 of 13	6 of 13
Fourth-Down Conversions	0 of 1	1 of 1
Red-Zone Scores-Chances	4-5	4-4
Sacks By: Number-Yards	2-9	2-10

## 2011 FINAL PAC-12 CONFERENCE FOOTBALL STANDINGS

	Conference Games					All Games				
	W	L	Pts	Opp	Pct	W	L	Pts	Opp	Pct
<b>NORTH</b>										
1. Oregon\$%	8	1	399	209	.889	12	2	645	345	.857
Stanford	8	1	394	213	.889	11	2	561	285	.846
3. Washington	5	4	270	290	.556	7	6	434	467	.538
4. California	4	5	223	227	.444	7	6	368	314	.538
5. Oregon State	3	6	213	227	.333	3	9	262	370	.250
6. Washington State	2	7	211	311	.222	4	8	358	381	.333
<b>SOUTH</b>										
1. USC*	7	2	341	232	.778	10	2	403	347	.833
2. UCLA^	5	4	197	266	.556	6	8	323	439	.429
3. Utah	4	5	188	202	.444	8	5	325	263	.615
Arizona State	4	5	298	255	.444	6	7	431	372	.462
5. Arizona	2	7	269	341	.222	4	8	369	425	.333
Colorado	2	7	162	354	.222	3	10	257	475	.231

\$Pac-12 Champion

%North Division Pac-12 Championship Representative based on tie-breaking procedure (Oregon defeated Stanford head-to-head)

\*Ineligible for post-season

^South Division Pac-12 Championship Representative

## 2011 All-Pac-12 Team

## OFFENSE

## First Team

QB Andrew Luck, Jr., Stanford  
**RB LaMichael James, Jr., Oregon**  
 RB Chris Polk, Jr., Washington  
 WR Keenan Allen, So., California  
 WR Robert Woods, So., USC  
 TE Colby Fleener, Sr., Stanford  
 OL Tony Bergstrom, Sr., Utah  
 OL David DeCastro, Jr., Stanford  
 OL Matt Kalil, Jr., USC  
 OL Jonathan Martin, Jr., Stanford  
 OL Mitchell Schwartz, Sr., California

## Second Team

QB Matt Barkley, Jr., USC  
 RB Stephen Taylor, Jr., Stanford  
 RB John White IV, Jr., Utah  
 WR Marqise Lee, Fr., USC  
 WR Marquess Wilson, So., Wash. State  
**TE David Paulson, Sr., Oregon**  
 OL David Bakhtiari, So., Colorado  
 OL John Cullen, Sr., Utah  
 OL Garth Gerhart, Sr., Arizona State  
 OL Khaled Holmes, Jr., USC  
 OL Senio Kelemele, Sr., Washington

## DEFENSE

## First Team

**DL Dion Jordan, Jr., Oregon**  
 DL Star Lotulelei, Jr., Utah  
 DL Nick Perry, Jr., USC  
 DL Derrick Shelby, Sr., Utah  
**LB Josh Kaddu, Sr., Oregon**  
 LB Mychal Kendricks, Sr., California  
 LB Chase Thomas, Jr., Stanford  
 DB Delano Howell, Sr., Stanford  
 DB T.J. McDonald, Jr., USC  
**DB Eddie Pleasant, Sr., Oregon**  
 DB Nickell Robey, So., USC

## Second Team

DL Ben Gardner, So., Stanford  
 DL Trevor Guyton, Sr., California  
 DL Wes Horton, Jr., USC  
 DL Travis Long, Jr., Washington State  
 LB Dion Bailey, Fr., USC  
 LB Cort Dennison, Sr., Washington  
 LB Alex Hoffman-Ellis, Sr., Wash. State  
**DB John Boyett, Jr., Oregon**  
 DB Clint Floyd, Sr., Arizona State  
 DB Jordan Poyer, Jr., Oregon State  
 DB Trevin Wade, Sr., Arizona

## SPECIALISTS

## First Team

PK Andre Heidari, Fr., USC  
 P Bryan Anger, Sr., California  
**RS De'Anthony Thomas, Fr., Oregon**  
 ST Rhett Ellison, Sr., USC

## Second Team

PK Jordan Williamson, Fr., Stanford  
**P Jackson Rice, Jr., Oregon**  
 RS Jamal Miles, Jr., Arizona State  
 ST Derrick Coleman, Sr., UCLA  
 ST=special teams player (not a kicker or returner)

**OREGON HONORABLE MENTION:** OL Mark Asper, Sr.; DT Taylor Hart, So.; LB Dewitt Stuckey, Sr.; DE Terrell Turner, Sr.

## 2011 All-Academic Team

## OFFENSE

## First Team

QB Andrew Luck, Stanford Jr. 3.48 Architectural Design  
 RB Malcolm Jones, UCLA So. 3.20 Undeclared  
 RB John Tyndall, California Sr. 3.17 Int. Studies/Peace, Conflict  
 WR Jared Karstetter, Washington St. Sr. 3.61 Zoology  
 WR Luke Matthews, Utah Jr. 3.66 Mass Communications  
**TE David Paulson, Oregon Sr. 3.67 Business**  
**OL Mark Asper, Oregon Sr. 3.77 Educational Leadership**  
 OL Mark Brazinski, California So. 3.68 Bus. Admin./Media Studies  
 OL Mitchell Schwartz, California Sr. 3.24 American Studies  
 OL Tevita Stevens, Utah Jr. 3.52 Spanish  
**OL Carson York, Oregon Jr. 3.75 Journalism & Comm.**

## DEFENSE

## First Team

DL Ernest Owusu, California Sr. 3.31 Political Economy  
 DL Kevin Frahm, Oregon State Sr. 3.30 Political Science  
 DL Will Pericak, Colorado Jr. 3.43 Business-Finance  
 DL Derrick Shelby, Utah Sr. 3.25 Sociology  
 LB Brent Etiz, Stanford So. 3.52 Economics  
 LB Paul Vassallo, Arizona Sr. 3.48 Pre-Public Health  
 LB J.J. Williams, Utah Sr. 3.42 Economics  
 DB Kyle McCartney, Wash. St. Jr. 3.80 Entrepreneurship  
 DB Cameron Collins, Oregon St. Sr. 3.48 Business-Finance  
 DB Travis Sandersfeld, Colorado Sr. 3.38 Business-Finance  
 DB Greg Walker, Washington Jr. 3.41 Biology  
 PK John Bonano, Arizona Sr. 3.90 Physiology  
 P Sean Sellwood, Utah Jr. 3.78 Exercise & Sport Science  
 ST Brendan Lopez, Washington Sr. 3.64 Neurobiology

**OREGON SECOND TEAM:** DL Taylor Hart, So.; WR Justin Hoffman, Jr.

**OREGON HONORABLE MENTION:** LB Michael Clay, Jr.; WR Daryle Hawkins, So.; LB Keloni Kamalani, So.; PK Alejandro Maldonado, So.; LB Derrick Malone, RFr.; DL Nick Musgrove, Sr.; LS Jeff Palmer, Jr.; P Jackson Rice, Jr.; DL Tony Washington, RFr.

## PAC-12 BOWL SELECTION PROCEDURE

### DETERMINATION OF DIVISION CHAMPIONS AND CONFERENCE CHAMPIONSHIP GAME HOST

If a Conference team is not ranked No. 1 or No. 2 in the Bowl Championship Series (BCS) ranking system, the following procedures will determine the Pac-12's Rose Bowl Representative. The Pac-12 Rose Bowl representative shall be the winner of the Conference Championship Game between the divisional winners from the North and South Divisions. The host of the Pac-12 Championship Game will be determined by the team with the best regular-season record in all conference games. In the event of a tie, the host team shall be determined by the following: criteria -

#### Two-Team Tie.

- Head-to-head competition between the two tied teams.
  - If no game is played between the two tied teams or that game ends in a tie, the following tie-breaking procedures would be applied:
- Record in games played within the division
- Record against the next highest placed team in the division (Based on record in all games played within the conference), proceeding through the division.
- Record in common conference games.
- Highest BCS Ranking following the last weekend of regular-season games.
- Total number of wins in a 12-game season. The following conditions will apply to the calculation of the total number of wins:
  - Only one win against a team from the NCAA Football Championship Subdivision or lower division will be counted annually.
- Coin toss.

#### Multiple-Team Ties.

The following procedures will only be used to eliminate all but two teams, at which point the two-team tie-breaking procedure will be applied.

- Head-to-head (Best record in games among the tied teams).
- Record in games played within the division.
- Record vs. the next highest placed team in the division (based on record in all games played within the conference), proceeding through the division.
- Record in common conference games.
- Highest BCS ranking following the last weekend of regular-season games.

### 2012-13 BOWL SCHEDULE

Date	Bowl	Location	TV	Time (ET)	Matchup
Dec. 15	<b>Gildan New Mexico</b> Famous Idaho Potato	<b>Albuquerque, N.M.</b> Boise, Idaho	<b>ESPN</b> ESPN	<b>1:00 p.m.</b> 4:30 p.m.	<b>MWC #4 vs. Pac-12 #7</b> MAC #3 vs. WAC #1 or 2
Dec. 20	San Diego Co. Credit Union Poinsettia	San Diego, Calif.	ESPN	8:00 p.m.	MWC #2 vs. BYU
Dec. 21	Beef O'Brady's St. Petersburg	St. Petersburg, Fla.	ESPN	8:00 p.m.	Big East #6 vs. C-USA #4
Dec. 22	R&L Carriers New Orleans <b>MAACO Las Vegas</b>	New Orleans <b>Las Vegas, Nev.</b>	ESPN <b>ESPN</b>	12:00 p.m. <b>3:30 p.m.</b>	Sun Belt #1 vs. C-USA #6 <b>MWC #1 vs. Pac-12 #5</b>
Dec. 24	Sheraton Hawai'i	Honolulu	ESPN	8:00 p.m.	C-USA #2 vs. MWC #5
Dec. 26	Little Caesars Pizza	Detroit, Mich.	ESPN	6:30 p.m.	MAC #2 vs. Big Ten #8
Dec. 27	Military pres. by Northrop Grumman Belk <b>Bridgeport Educ. Holiday</b>	Washington D.C. Charlotte, N.C. <b>San Diego, Calif.</b>	ESPN ESPN <b>ESPN</b>	3:00 p.m. 6:30 p.m. <b>9:45 p.m.</b>	ACC #8 vs. Army ACC #5 vs. Big East #3 <b>Big 12 #5 vs. Pac-12 #3</b>
Dec. 28	AdvoCare V100 Independence Russell Athletic Meineke Car Care of Texas	Shreveport, La. Orlando, Fla. Houston	ESPN ESPN ESPN	2:00 p.m. 5:30 p.m. 9:00 p.m.	ACC #7 vs. SEC ACC #3 vs. Big East #2 Big 10 #6 vs. Big 12 #6
Dec. 29	Bell Helicopter Armed Forces <b>Kraft Fight Hunger</b> New Era Pinstripe <b>Valero Alamo</b>	Fort Worth, Tex. <b>San Francisco</b> New York City <b>San Antonio</b>	ESPN <b>ESPN2</b> ESPN <b>ESPN</b>	11:45 a.m. <b>3:15 p.m.</b> 3:15 p.m. <b>6:45 p.m.</b>	C-USA #3 vs. MWC #4 or 5 <b>Navy vs. Pac-12 #6</b> Big East #4 vs. Big 12 #7 <b>Big 12 #3 vs. Pac-12 #2</b>
Dec. 31	Insight Franklin American Mort. Music City <b>Hyundai Sun Bowl</b>	Tempe, Ariz. Nashville, Tenn. <b>El Paso, Tex.</b>	ESPN ESPN <b>CBS</b>	10:15 p.m. 12:00 p.m. <b>2:00 p.m.</b>	Big Ten #4 or 5 vs. Big 12 #4 ACC #6 vs. SEC #7 <b>ACC #4 vs. Pac-12 #4</b>
Jan. 1	AutoZone Liberty Chick-fil-A TicketCity Capital One TaxSlayer.com Gator <b>Rose Bowl Game pres. by VIZIO</b>	Memphis, Tenn. Atlanta Dallas Orlando, Fla. Jacksonville, Fla. <b>Pasadena, Calif.</b>	ESPN ESPN ESPNU ESPN ESPN2 <b>ESPN</b>	3:30 p.m. 7:30 p.m. 12:00 p.m. 1:00 p.m. TBA <b>5:00 p.m.</b>	C-USA #1 vs. BE #5/SEC #8-9 ACC #2 vs. SEC #5 Big Ten #7 vs. C-USA #5 Big Ten #2 vs. SEC #2 Big Ten #4 or 5 vs. SEC #6 <b>Pac-12 #1 vs. Big Ten #1</b>
Jan. 2	Discover Orange Outback Allstate Sugar	Miami, Fla. Tampa, Fla. New Orleans, La.	ESPN ABC ESPN	8:30 p.m. 1:00 p.m. 8:30 p.m.	ACC #1 vs. BCS At-Large Big Ten #3 vs. SEC #3 or 4 SEC #1 vs. BCS At-Large
Jan. 3	Tostitos Fiesta	Glendale, Ariz.	ESPN	8:30 p.m.	Big 12 #1 vs. BCS At-Large
Jan. 4	AT&T Cotton	Arlington, Texas	FOX	8:00 p.m.	Big 12 #2 vs. SEC #3 or 4
Jan. 5	BBVA Compass	Birmingham, Ala.	ESPN	1:00 p.m.	BE #5/CUSA vs. SEC #8-9
Jan. 6	GoDaddy.com	Mobile, Ala.	ESPN	9:00 p.m.	MAC #1 vs. Sun Belt #2
Jan. 7	Discover BCS National Champ.	New Orleans, La.	ESPN	8:30 p.m.	BCS #1 vs. BCS #2

# HISTORY



## ALL-TIME SINGLE-GAME RECORDS

## MOST YARDS RUSHING

Name	Yds.	Att.	Date	Opponent
1. LaMichael James	288	23	11-24-2011	@Arizona
2. Onterrio Smith	285	26	10-27-2001	@Washington State
3. LaMichael James	257	31	10-02-2010	Stanford
4. Jonathan Stewart	253	23	12-31-2007	vs. South Florida
5. Jonathan Stewart	251	32	10-20-2007	@Washington
6. Bobby Moore	249	27	9-18-1971	Utah
7. LaMichael James	239	36	10-30-2010	@USC
8. LaMichael James	227	14	9-18-2010	Portland State
Tony Cherry	227	27	9-21-1985	Stanford
10. Saladin McCullough	223	25	11-09-1996	Arizona

## MOST YARDS PASSING

Name	Yds.	Date	Opponent
1. Bill Musgrave	489	11-04-1989	@Brigham Young
2. Ryan Perry-Smith	468	9-28-1996	@Arizona State
3. Akili Smith	456	12-25-1998	Colorado
Danny O'Neil	456	1-02-1995	Penn State
5. Bill Musgrave	443	9-08-1990	San Diego State
6. Akili Smith	442	11-07-1998	Washington
7. Kellen Clemens	437	10-09-2004	@Washington State
8. Joey Harrington	434	10-28-2000	@Arizona State
9. Akili Smith	430	11-21-1998	@Oregon State
10. Kellen Clemens	425	10-15-2005	Washington

## MOST PASS RECEPTIONS

Name	Rec.	Date	Opponent
1. Samie Parker	16	12-31-2003	Minnesota
2. Jeff Maehl	12	11-21-2009	@Arizona
Demetrius Williams	12	10-09-2004	@Washington State
4. Marshaun Tucker	11	10-28-2000	@Arizona State
Cristin McLemore	11	9-23-1995	Stanford
Josh Wilcox	11	1-02-1995	Penn State
Cristin McLemore	11	11-13-1993	Stanford
Derrick Deadwiler	11	10-02-1993	@California
Greg Bauer	11	11-13-1976	Stanford
Bob Newland	11	11-07-1970	Air Force

## MOST YARDS RECEIVING

Name	Yds.	Date	Opponent
1. Tony Hartley	242	11-07-1998	Washington
2. Derrick Deadwiler	234	10-02-1993	@California
3. Cristin McLemore	230	11-13-1993	Stanford
4. Bob Newland	225	9-19-1970	@Illinois
5. Blake Spence	214	10-18-1997	Utah
6. Tony Hargain	206	9-08-1990	San Diego State
7. Samie Parker	200	12-31-2003	Minnesota
8. Pat Johnson	199	11-22-1997	Oregon State
9. Marshaun Tucker	196	9-09-2000	@Wisconsin
10. Lew Barnes	183	10-26-1985	@San Diego State

## MOST YARDS TOTAL OFFENSE

Name	Yds.	Pass	Rush	Date	Opponent
1. Bill Musgrave	498	489	9	11-04-1989	@Brigham Young
2. Kellen Clemens	473	437	36	10-09-2004	@Washington St.
3. Bill Musgrave	468	443	25	9-08-1990	San Diego State
4. Akili Smith	457	456	1	12-25-1998	Colorado
5. Akili Smith	456	442	14	11-07-1998	Washington
6. Kellen Clemens	447	425	22	10-15-2005	Washington
7. Ryan Perry-Smith	446	468	-22	9-28-1996	@Arizona State
8. Danny O'Neil	445	465	-20	1-02-1995	Penn State
9. Joey Harrington	433	434	-1	10-28-2000	@Arizona State
10. Akili Smith	421	430	-9	11-21-1998	@Oregon State

## MOST ALL-PURPOSE YARDS


Name	Yds.	Rush	Rec.	Ret.	Date	Opponent
1. LaMichael James	363	288	15	60	11-24-2011	@Arizona
2. Onterrio Smith	342	285	0	57	10-27-2001	@WSU
3. Keenan Howry	338	0	152	186	10-20-2001	Stanford
Bobby Moore	338	249	89	0	9-18-1971	Utah
5. Pat Johnson	337	-6	199	144	11-22-1997	OSU
6. Tony Cherry	323	83	0	240	10-27-1984	WSU
7. Tony Cherry	320	227	33	60	9-21-1985	Stanford
<b>8. De. Thomas</b>	<b>314</b>	<b>266</b>	<b>34</b>	<b>125</b>	<b>1-02-2012</b>	<b>Wisconsin</b>
9. Ricky Whittle	312	161	72	79	10-14-1995	@California
10. Jonathan Stewart	310	160	0	150	9-22-2007	@Stanford

## MOST INTERCEPTIONS

Name	Int.	Date	Opponent
1. Steve Smith	3	1-01-2002	Colorado
Steve Smith	3	9-22-2001	USC
Herman O'Berry	3	11-07-1992	California
Daryle Smith	3	9-29-1990	Brigham Young
Anthony Newman	3	11-22-1986	Oregon State
Ed Hulbert	3	11-01-1986	California
Dick James	3	10-22-1955	Arizona
George Shaw	3	11-03-1951	Idaho
George Shaw	3	9-29-1951	Arizona
Woodley Lewis	3	9-24-1949	Idaho
Jake Leicht	3	11-17-1945	California
Jake Leicht	3	10-20-1945	Washington State
Shy Huntington	3	1-01-1917	Pennsylvania

## LONGEST RUN

Name	Yds.	Date	Opponent
1. Bob Smith	92*	11-05-1938	Idaho
<b>2. De'Anthony Thomas</b>	<b>91*</b>	<b>1-02-12</b>	<b>Wisconsin</b>
3. LaMichael James	90	9-17-2011	Missouri State
4. Jonathan Stewart	88*	9-15-2007	Fresno State
<b>5. Josh Huff</b>	<b>85*</b>	<b>11-26-2010</b>	<b>Arizona</b>
Don Reynolds	85*	10-21-1972	Stanford
Louie Anderson	85*	10-18-1924	Stanford
John Zacharias	85*	10-19-1907	Pacific
<b>9. Kenjon Barner</b>	<b>84*</b>	<b>10-22-2011</b>	<b>@Colorado</b>
10. Jeremiah Johnson	83*	11-29-2008	@Oregon State



**Shy Huntington (1914-16) had a Rose Bowl record 3 interceptions in UO's 1917 victory vs. Pennsylvania**

**LONGEST PASS PLAY**

Receiver/Passer	Yds.	Date	Opponent
1. Newland/Blanchard	95*	9-19-1970	@Illinois
2. Johnson/Maas	90*	11-22-1997	Oregon State
3. Obee/Nelson	89*	11-14-1987	@Washington State
4. Johnson/Graziani	88*	8-31-1996	@Fresno State
5. Tate/O'Neil	87*	9-25-1993	@Illinois
6. Williams/Clemens	86*	8-30-2003	@Mississippi State
DeBisschop/Miller	86*	11-16-1985	@Arizona
8. B. Paysinger/Dixon	85*	9-08-2007	@Michigan
Williams/Clemens	85*	11-01-2003	@Washington
Moore/Fouts	85*	11-06-1971	@Air Force

**LONGEST KICKOFF RETURN**

Name	Yds.	Date	Opponent
1. Woodley Lewis	102*	10-15-1949	Colorado
<b>2. Kenjon Barner</b>	<b>100*</b>	<b>10-10-2009</b>	<b>@UCLA</b>
3. Jason Cooper	99*	9-18-1999	Nevada
Chris Oldham	99*	10-08-1988	@USC
5. Jonathan Stewart	97*	11-19-2005	Oregon State
Kenny Washington	97*	11-15-2003	@UCLA
<b>7. De'Anthony Thomas</b>	<b>96</b>	<b>11-19-11</b>	<b>USC</b>
Onterio Smith	96*	10-20-2001	Stanford
9. Pat Johnson	95*	10-12-1996	@Stanford
10. Mel Renfro	94*	11-04-1961	@Stanford

**LONGEST PUNT RETURN**

Name	Yds.	Date	Opponent
1. Woodley Lewis	92*	11-14-1949	Oregon State
2. Jay Graybeal	90*	12-04-1937	@Arizona
3. Jairus Byrd	87*	9-13-2008	@Purdue
Ronnie Harris	87*	9-26-1992	UNLV
Bill Bowerman	87*	10-10-1931	@Washington
6. Brian Brown	86*	10-20-1990	Arizona State
7. Keenan Howry	81	10-20-2001	Stanford
<b>8. Kenjon Barner</b>	<b>80*</b>	<b>9-11-2010</b>	<b>@Tennessee</b>
John Kitzmiller	80*	10-19-1929	Idaho
E.C. Latourette	80*	11-13-1909	@Idaho

**LONGEST INTERCEPTION RETURN**

Name	Yds.	Date	Opponent
1. Ken Klein	99*	10-15-1966	@Air Force
2. Kenny Wheaton	97*	10-22-1994	Washington
Kenny Bryant	97*	9-17-1977	@Texas Christian
4. John Kitzmiller	96*	11-29-1928	UCLA
5. Daryle Smith	94*	10-05-1991	New Mexico State
6. Robert Robinson	92	10-26-1929	@Washington
7. Justin Phinisee	86	10-01-2005	@Stanford
8. Isaac Walker	82*	10-21-1995	Washington State
9. Matt Smith	81*	10-09-1999	@UCLA
10. Steve Kemp	81*	12-20-1990	Arizona State

**LONGEST FIELD GOAL** (All FG Over 50 Yards)

Name	Yds.	Date	Opponent
1. Jared Siegel	59	10-12-2002	@UCLA
2. Roy Geiger	57	10-29-1977	@Washington State
3. Tommy Thompson	56	10-17-1992	Washington
Steve Buettner	56	11-06-1971	@Air Force
5. Tommy Thompson	54	11-06-1993	@Arizona
6. Jared Siegel	53	10-05-2002	@Arizona
Kirk Dennis	53	10-03-1987	Washington
Dean Otto	53	9-21-1985	Stanford
Fred Moulten	53	10-13-1908	Idaho
10. Matt Evensen	52	10-25-2008	@Arizona State
Jared Siegel	52	9-21-2002	Portland State
Tommy Thompson	52	10-30-1993	Washington State
Tim Wise	52	11-20-1982	Arizona



Kenny Wheaton's (1994-96) 97-yard interception return against Washington isn't the longest in school history, but it's easily the most famous

14. Matt Evensen	51	10-08-2005	@Arizona State
Paul Martinez	51	9-01-2005	@Houston
Jared Siegel	51	10-23-2004	@Stanford
Jared Siegel	51	11-15-2003	@UCLA
Tommy Thompson	51	10-03-1992	Arizona State
Gregg McCallum	51	9-28-1991	USC
Gregg McCallum	51	9-22-1990	@Arizona
Paul Schwabe	51	11-12-1983	@Stanford
Roy Geiger	51	10-22-1977	@Louisiana State
Roy Geiger	51	10-09-1976	@California

## ALL-TIME SEASON RECORDS

## RUSHING (All 1,000-yard Seasons)

Name	Year	TC	YG	Net	Avg.	TD	Yds/G
1. LaMichael James	2011	247	1870	1805	7.31	18	150.4
2. LaMichael James	2010	294	1840	1731	5.89	21	144.2
3. Jonathan Stewart	2007	280	1798	1722	6.15	11	132.5
4. LaMichael James	2009	230	1608	1546	6.72	14	118.9
5. Saladin McCullough	1997	267	1411	1343	5.03	9	111.9
6. Reuben Droughns	1999	277	1307	1234	4.45	9	112.2
7. Bobby Moore	1971	249	1295	1211	4.86	7	121.1
8. Derek Loville	1988	265	1256	1202	4.53	13	100.2
9. Jeremiah Johnson	2008	168	1252	1201	7.15	13	92.4
10. Maurice Morris	2000	286	1313	1188	4.20	8	99.0
11. Terrence Whitehead	2004	200	1164	1144	5.70	6	104.0
12. Onterrio Smith	2002	244	1169	1141	4.68	12	114.1
13. Onterrio Smith	2001	175	1088	1058	6.05	7	88.2
14. Maurice Morris	2001	180	1102	1049	5.83	9	95.4
15. Ricky Whittle	1995	260	1134	1021	3.93	12	85.1
16. Tony Cherry	1985	211	1048	1006	4.77	9	100.6
17. LeGarrette Blount	2008	137	1038	1002	7.31	17	77.1
Don Reynolds	1973	226	1045	1002	4.43	6	91.1

## PASSING

Name	Year	PA	PC	PI	Pct.	TD	Yards
1. Akili Smith	1998	371	215	8	.580	32	3763
2. Danny O'Neil	1993	360	223	15	.619	22	3224
3. Bill Musgrave	1989	401	231	16	.576	22	3081
4. Joey Harrington	2000	405	214	14	.528	22	2967
5. Darron Thomas	2010	361	222	9	.615	30	2881
6. Joey Harrington	2001	364	214	6	.588	27	2764
7. Darron Thomas	2011	339	211	7	.622	33	2761
8. Jason Fife	2002	367	190	10	.518	24	2752
9. Bill Musgrave	1990	348	202	12	.575	17	2611
10. Tony Graziani	1995	426	231	10	.542	13	2604

## TOTAL OFFENSE

Name	Year	Plays	Rush	Pass	TD	Total
1. Akili Smith	1998	453	184	3763	36	3947
2. Darron Thomas	2010	454	486	2881	35	3367
3. Joey Harrington	2000	471	124	2967	29	3091
4. Danny O'Neil	1993	457	-137	3224	23	3087
5. Bill Musgrave	1989	446	-79	3081	23	3002
6. Darron Thomas	2011	395	206	2761	36	2967
7. Tony Graziani	1995	507	236	2604	17	2840
8. Joey Harrington	2001	419	56	2764	33	2820
9. Jason Fife	2002	443	67	2752	27	2819
10. Jeremiah Masoli	2009	426	668	2147	28	2815

## PASS RECEPTIONS

Name	Year	PC	YG	Avg.	TD
1. Jeff Maehl	2010	77	1076	14.0	12
Samie Parker	2003	77	1088	14.1	7
3. Jaison Williams	2006	68	984	14.5	6
4. Bob Newland	1970	67	1123	16.6	7
5. Cristin McLemore	1995	64	1036	16.2	4
Demetrius Williams	2005	59	1059	17.9	10
7. Damon Griffin	1998	58	1038	17.9	7
8. Tony Hartley	1999	56	881	15.7	3
9. Jaison Williams	2007	55	844	15.3	8
Pat Johnson	1997	55	1072	19.5	8
Ricky Whittle	1995	55	437	7.9	1

## RECEIVING YARDAGE

Name	Year	PC	YG	Avg.	TD
1. Bob Newland	1970	67	1123	16.6	7
2. Samie Parker	2003	77	1088	14.1	7
3. Jeff Maehl	2010	77	1076	14.0	12
4. Pat Johnson	1997	55	1072	19.5	8
5. Demetrius Williams	2005	55	1059	17.9	10
6. Damon Griffin	1998	58	1038	17.9	7
7. Cristin McLemore	1995	64	1036	16.2	4
8. Tony Hartley	1998	48	1015	21.1	10
9. Jaison Williams	2006	68	984	14.5	6
10. Demetrius Williams	2003	51	935	18.3	8

## ALL-PURPOSE YARDS

Name	Year	Rush	Rec	KR	PR	Total
1. Jonathan Stewart	2007	1722	145	614	0	2481
<b>2. De'Anthony Thomas</b>	<b>2011</b>	<b>595</b>	<b>605</b>	<b>983</b>	<b>52</b>	<b>2235</b>
3. LaMichael James	2011	1805	210	21	139	2175
4. Saladin McCullough	1997	1343	160	441	0	1944
5. LaMichael James	2010	1731	208	0	-2	1937
6. Ricky Whittle	1995	1021	437	477	0	1935
7. Pat Johnson	1997	-6	1072	516	249	1831
8. Jonathan Stewart	2006	981	144	646	0	1771
9. LaMichael James	2009	1546	168	43	0	1757
10. Sean Burwell	1990	969	340	304	0	1613

## SCORING

Name	Year	TD	1-PT	2-PT	FG	PTS
1. LaMichael James	2010	24	0-0	0	0-0	144
2. LaMichael James	2011	20	0-0	0	0-0	120
3. Nathan Villegas	1998	0	57-57	0	20-22	117
<b>4. De'Anthony Thomas</b>	<b>2011</b>	<b>18</b>	<b>0-0</b>	<b>1</b>	<b>0-0</b>	<b>110</b>
5. Jared Siegel	2002	0	49-50	0	20-24	109
Gregg McCallum	1989	0	37-37	0	24-32	109
7. Morgan Flint	2009	0	54-54	1	16-19	104
LeGarrette Blount	2008	17	0-0	1	0-0	104
9. Matt Evensen	2006	0	52-52	1	16-20	102
<b>10. Alej. Maldonado</b>	<b>2011</b>	<b>0</b>	<b>77-78</b>	<b>1</b>	<b>7-12</b>	<b>100</b>

## FIELD GOALS

Name	Year	FG	Att.
1. Gregg McCallum	1989	24	32
2. Tommy Thompson	1992	21	34
3. Jared Siegel	2002	20	24
Nathan Villegas	1998	20	22
5. Paul Martinez	2005	19	24
6. Kirk Dennis	1988	17	32
7. Morgan Flint	2009	16	19
Matt Evensen	2007	16	20
Joshua Smith	1995	16	24
Tommy Thompson	1993	16	21

## FIELD GOAL PERCENTAGE

Name	Year	Pct	FG-FGA
1. Matt MacLeod	1985	1.000	8-8
2. Nathan Villegas	1998	.909	20-22
3. Morgan Flint	2009	.842	16-19
4. Jared Siegel	2002	.833	20-24
Gregg McCallum	1990	.833	15-18
6. Matt Evensen	2007	.800	16-20
7. Paul Martinez	2005	.792	19-24
8. Josh Frankel	1999	.786	11-14
9. Morgan Flint	2008	.778	7-9
<b>10. Rob Beard</b>	<b>2010</b>	<b>.769</b>	<b>10-13</b>

**PUNTING AVERAGE**

Name	Year	Avg.	No.
1. Josh Bidwell	1998	46.0	51
<b>2. Jackson Rice</b>	<b>2011</b>	<b>45.9</b>	<b>48</b>
3. Mike Preacher	1986	43.7	49
4. Mike Preacher	1984	43.0	57
5. Len Isberg	1940	42.8	39
6. Josh Syria	2008	42.5	53
<b>7. Jackson Rice</b>	<b>2010</b>	<b>42.3</b>	<b>40</b>
8. Jose Arroyo	2002	42.2	77
Alan Pitcaithley	1969	42.2	28
10. Josh Syria	2007	41.7	71
Kurtis Doerr	1999	41.7	59

**PUNT RETURN YARDS**

Name	Year	Yards	Avg.	No.
1. Cliff Harris	2010	546	18.8	29
2. Michael Fletcher	1998	532	11.6	46
3. Ronnie Harris	1992	517	11.2	46
4. Jake Leicht	1947	480	13.7	35
5. Keenan Howry	2001	469	13.4	35
6. Keenan Howry	2002	458	14.3	32
7. Tommy Roblin	1941	429	14.3	30
8. Terry Obee	1987	410	12.1	34
9. Terry Obee	1988	409	9.7	42
10. Michael Fletcher	1999	390	9.8	40

**PUNT RETURN AVERAGE** (Minimum 9 Returns)

Name	Years	Avg.	Ret.-Yds.
1. Cliff Harris	2010	18.8	29-546
2. Jim Shanley	1956	17.6	10-176
3. Leroy Phelps	1956	17.0	12-204
4. Justin Phinisee	2004	15.4	17-261
5. Walter Thurmond III	2009	15.0	11-165
6. Keenan Howry	2002	14.3	32-458
Tommy Roblin	1941	14.3	30-429
8. Jake Leicht	1945	14.0	23-322
9. Jake Leicht	1947	13.7	35-480
10. Cliff Hicks	1986	13.6	16-217

**KICKOFF RETURN YARDS**

Name	Year	Yards	Avg.	No.
<b>1. Kenjon Barner</b>	<b>2009</b>	<b>1020</b>	<b>24.9</b>	<b>41</b>
<b>2. De'Anthony Thomas</b>	<b>2011</b>	<b>983</b>	<b>27.3</b>	<b>36</b>
3. Chris Oldham	1988	765	29.4	26
4. Tony Cherry	1984	751	25.9	29
5. Steve Brown	1981	694	26.6	26
6. Derek Loville	1986	686	20.8	33
7. Steve Brown	1982	672	23.2	29
8. Jonathan Stewart	2006	646	28.1	23
9. Dwight Robertson	1979	632	25.2	25
10. Allan Amundson	2000	615	23.6	23

**KICKOFF RETURN AVERAGE** (Minimum 9 Returns)

Name	Year	Avg.	Ret.-Yds.
1. Woodley Lewis	1949	43.2	9-389
2. Jonathan Stewart	2005	33.7	12-404
3. Ricky Whittle	1994	33.4	9-301
4. Sean Burwell	1993	31.1	9-280
5. Jim Shanley	1957	30.9	10-309
6. Pat Johnson	1996	30.7	12-368
7. Chris Oldham	1988	29.4	26-764
8. Pat Johnson	1997	28.9	16-462
9. Jonathan Stewart	2006	28.1	23-646
10. Michael McClellan	1990	28.1	14-393

**INTERCEPTIONS**

Name	Year	Int.	Yards
1. George Shaw	1951	13	136
2. Jake Leicht	1945	10	202
3. Steve Smith	2001	9	139
4. Chris Oldham	1989	8	35
Woodley Lewis	1949	8	127
6. Jairus Byrd	2007	7	31
Aaron Gipson	2005	7	117
Herman O'Berry	1992	7	21
Ed Hulbert	1986	7	48
Bill Drake	1971	7	112

**TACKLES** (Since 1969)

Name	Year	Total	UT-AT
1. Tom Graham	1969	206	105-101
2. Bruce Beekley	1978	190	100-90
3. Steve Rennie	1971	184	103-81
4. Bruce Beekley	1977	170	123-47
5. Tom Graham	1970	154	103-51
6. Willie Blasher	1978	147	98-49
7. Chris Cosgrove	1979	140	89-51
8. Mark Kearns	1989	131	100-31
Darrell Mehl	1974	131	85-46
10. Willie Blasher	1977	129	91-38
Steve Donnelly	1974	129	84-45

**QUARTERBACK SACKS** (Since 1980)

Name	Year	No.
1. Nick Reed	2008	13.0
Ernest Jones	1993	13.0
3. Nick Reed	2007	12.0
Mike Walter	1982	12.0
5. Kenny Rowe	2009	11.5
Devan Long	2003	11.5
7. Anthony Trucks	2005	11.0
Saul Patu	2000	11.0
Ernest Jones	1992	11.0
10. Peter Brantley	1989	10.5

**TACKLES FOR LOSS** (Since 1971)

Name	Year	No.
1. Kevin Mitchell	2001	23.0
2. Nick Reed	2007	22.5
3. Andy Vorbora	1980	22.0
4. Nick Reed	2008	20.0
Saul Patu	2000	20.0
Reggie Jordan	1996	20.0
Ernest Jones	1993	20.0
8. Jeff Cummins	1992	18.0
Mike Walter	1982	18.0
10. Will Tukuafu	2008	17.5

**PASSES BROKEN UP** (Since 1971)

Name	Year	No.
1. Steve Smith	2001	28
2. Steve Smith	2000	22
Rashad Bauman	2000	22
4. Alex Molden	1992	19
Alex Molden	1994	19
Steve Brown	1982	19
7. Walter Thurmond III	2007	18
8. Cliff Harris	2010	17
9. Rashad Bauman	2001	16
Jairus Byrd	2007	15
Kenny Wheaton	1996	15
Steven Moore	2002	15

## ALL-TIME CAREER RECORDS

## RUSHING

Name	Years	TC	YG	Net	Avg.	TD	Yds/G
1. LaMichael James	2009-11	771	5318	5082	6.6	53	137.4
2. Derek Loville	1986-89	811	3444	3296	4.0	41	73.2
3. Jonathan Stewart	2005-07	516	3037	2891	5.6	27	80.3
4. Terrence Whitehead	2002-05	612	2981	2832	4.6	18	62.9
5. Sean Burwell	1990-93	668	2940	2758	4.1	21	67.3
6. Ricky Whittle	1992-95	590	2747	2545	4.3	22	57.8
7. Jeremiah Johnson	2005-08	349	2433	2336	6.7	30	58.4
8. Bobby Moore	1969-71	474	2492	2306	4.0	22	74.4
9. Maurice Morris	2000-01	466	2415	2237	4.8	17	97.3
10. Don Reynolds	1972-74	443	2299	2210	5.0	12	66.9

## PASSING

Name	Years	PA	PC	PI	Pct.	TD	Yards
1. Bill Musgrave	1987-90	1104	634	40	.574	60	8343
2. Danny O'Neil	1991-94	1132	636	37	.562	62	8301
3. Kellen Clemens	2002-05	1005	613	24	.609	61	7555
4. Joey Harrington	1998-01	928	512	23	.552	59	6911
5. Chris Miller	1983-86	1015	560	39	.552	42	6681
6. Dan Fouts	1970-72	956	482	54	.504	37	5995
7. Darron Thomas	2008-11	733	449	17	.613	66	5910
8. Akili Smith	1997-98	571	323	15	.566	45	5148
9. Dennis Dixon	2004-07	695	444	21	.639	38	5129
10. Tony Graziani	1993-96	670	362	18	.540	25	4498

## TOTAL OFFENSE

Name	Years	Plays	Rush	Pass	Total	TD
1. Bill Musgrave	1987-90	1275	-203	8343	8140	64
2. Danny O'Neil	1991-94	1449	-177	8301	8124	67
3. Kellen Clemens	2002-05	1278	535	7555	8090	67
4. Joey Harrington	1998-01	1073	210	6911	7121	77
5. Chris Miller	1983-86	1195	160	6681	6841	49
6. Darron Thomas	2008-11	895	719	5910	6629	75
7. Dennis Dixon	2004-07	953	1208	5129	6337	50
8. Dan Fouts	1970-72	1123	-124	5995	5871	41
9. Akili Smith	1997-98	742	367	5148	5515	51
10. Jeremiah Masoli	2008-09	792	1386	3891	5277	51

## PASS RECEPTIONS

Name	Years	PC	YG	Avg.	TD
1. Jeff Maehl	2007-10	178	2311	13.0	24
Samie Parker	2000-03	178	2761	15.5	19
3. Jaison Williams	2005-08	174	2546	14.6	21
4. Keenan Howry	1999-02	173	2698	15.6	24
5. Demetrius Williams	2002-05	162	2660	16.4	20
Cristin McLemore	1992-95	162	2498	15.4	24
7. Tony Hartley	1996-99	160	2744	17.2	22
8. Bobby Moore	1969-71	131	1565	11.9	18
9. Bob Newland	1968-70	125	1941	13.5	13
10. Ed Dickson	2006-09	124	1557	12.6	12

## RECEIVING YARDAGE

Name	Years	PC	YG	Avg.	TD
1. Samie Parker	2000-03	178	2761	15.5	19
2. Tony Hartley	1996-99	160	2744	17.2	22
3. Keenan Howry	1999-02	173	2698	15.6	24
4. Demetrius Williams	2002-05	162	2660	16.4	20
5. Jaison Williams	2005-08	174	2546	14.6	21
6. Cristin McLemore	1992-95	162	2498	15.4	24
7. Jeff Maehl	2007-10	178	2311	13.0	24
8. Terry Obee	1986-89	122	2233	18.3	16
9. Lew Barnes	1983-85	117	2048	17.5	18
10. Bob Newland	1968-70	125	1941	13.5	13

## ALL-PURPOSE YARDS

Name	Years	Rush	Rec	KR	PR	Total
1. LaMichael James	2009-11	5082	586	64	137	5869
2. Derek Loville	1986-89	3296	744	1183	0	5223
3. Sean Burwell	1990-93	2758	1033	1181	0	4972
4. Jonathan Stewart	2005-07	2891	334	1664	0	4889
5. Ricky Whittle	1992-95	2545	838	1105	0	4488
6. Terrence Whitehead	2002-05	2832	1239	211	53	4335
7. Keenan Howry	1999-02	150	2698	45	1221	4114
8. Bobby Moore	1969-71	2306	1565	27	0	3898
<b>9. Kenjon Barner</b>	<b>2009-</b>	<b>1856</b>	<b>335</b>	<b>1371</b>	<b>263</b>	<b>3825</b>
10. Pat Johnson	1994-97	32	1919	1095	798	3812

## SCORING

Name	Years	TD	1-PAT	2-PAT	FG	Pts.
1. LaMichael James	2009-11	58	0-0	0	0-0	348
2. Jared Siegel	2001-04	0	176-180	0	49-69	323
3. Derek Loville	1986-89	45	0-0	1	0-0	272
4. Gregg McCallum	1988-91	0	91-92	0	45-62	226
Bobby Moore	1969-71	36	0-0	5	0-0	226
6. Joshua Smith	1995-97	0	98-105	0	36-54	206
Matt Evensen	2005-08	0	106-108	1	32-50	204
8. Jonathan Stewart	2005-07	33	0-0	0	0-0	198
9. Jeremiah Johnson	2005-08	31	0-0	1	0-0	188
10. Nathan Villegas	1998-99	0	81-82	0	33-40	180
Matt MacLeod	1984-86	0	84-85	0	32-43	180

## FIELD GOALS

Name	Years	FG	Att.
1. Jared Siegel	2001-04	49	69
2. Gregg McCallum	1989-91	45	62
3. Tommy Thompson	1990-93	37	55
4. Joshua Smith	1995-97	36	54
5. Paul Martinez	2003-06	34	46
6. Nathan Villegas	1998-99	33	40
7. Matt Evensen	2005-08	32	50
Kirk Dennis	1987-88	32	54
Matt MacLeod	1984-86	32	43
10. Josh Frankel	1996-00	26	41

## FIELD GOAL PERCENTAGE (Minimum 10 attempts)

Name	Years	Pct.	FG-FGA
1. Nathan Villegas	1998-99	.825	33-40
2. Morgan Flint	2006-09	.821	23-28
<b>3. Rob Beard</b>	<b>2009-</b>	<b>.750</b>	<b>12-16</b>
4. Matt MacLeod	1984-86	.744	32-43
5. Paul Martinez	2003-06	.739	34-46
6. Gregg McCallum	1989-91	.726	45-62
7. Jared Siegel	2001-04	.710	49-69
8. Roy Geiger	1976-77	.676	23-34
9. Tommy Thompson	1990-93	.672	37-55
10. Joshua Smith	1995-97	.667	36-54

## PUNTING AVERAGE

Name	Years	Avg.	No.-Yds.
1. Mike Preacher	1984-86	42.95	166-7129
2. Len Isberg	1940	42.82	39-1670
<b>3. Jackson Rice</b>	<b>2009-</b>	<b>42.71</b>	<b>149-6364</b>
4. Josh Syria	2007-08	42.05	124-5214
5. Kurtis Doerr	1999-00	41.17	127-5228
6. Josh Bidwell	1995-98	40.83	229-9350
7. Jose Arroyo	2001-02	40.65	139-5650
8. Kevin Hicks	1982-83	40.43	153-6186
9. Curt Mecham	1941	40.41	61-2465
10. Tom Blanchard	1967-70	40.33	94-3791

**PUNT RETURN YARDAGE**

Name	Years	Yards	Avg.	No.
1. Keenan Howry	1999-02	1221	11.7	104
2. Terry Obee	1986-89	1182	9.5	124
3. Michael Fletcher	1996-99	1084	10.5	105
4. Jake Leicht	1945-47	980	14.1	69
5. Eugene Young	1980-82	802	9.8	82
6. Pat Johnson	1994-97	798	8.9	89
7. Brian Brown	1990-93	698	7.6	92
8. Cliff Harris	2009-11	614	16.2	38
9. Justin Phinisee	2002-05	609	12.2	50
10. Lew Barnes	1983-85	605	9.9	61

**PUNT RETURN AVERAGE**

Name	Years	Avg.	Ret.-Yds.
1. Cliff Harris	2009-11	16.2	38-614
2. Walter Thurmond III	2006-09	15.0	11-165
3. Cliff Hicks	1985-87	14.7	18-265
4. Jake Leicht	1945-47	14.2	69-980
5. Jim Shanley	1955-57	14.0	25-350
6. Leroy Phelps	1955-57	13.4	19-255
7. Mel Renfro	1961-63	12.9	10-129
8. Willie West	1957-59	12.6	19-240
9. Justin Phinisee	2002-05	12.2	50-609
10. Keenan Howry	1999-02	11.7	104-1221

**KICKOFF RETURN YARDAGE**

Name	Year	Yards	Avg.	No.
1. Steve Brown	1979-82	1868	23.9	78
2. Allan Amundson	1999-02	1680	23.3	72
3. Jonathan Stewart	2005-07	1664	28.7	58
<b>4. Kenjon Barner</b>	<b>2009-</b>	<b>1371</b>	<b>22.5</b>	<b>61</b>
5. Chris Oldham	1987-89	1284	27.9	45
6. Dwight Robertson	1978-80	1262	25.2	50
7. Derek Loville	1986-89	1183	20.4	58
8. Sean Burwell	1990-93	1181	24.6	48
9. Kenny Washington	2000-04	1131	22.2	51
10. Ricky Whittle	1992-95	1104	26.3	42

**KICKOFF RETURN AVERAGE**

Name	Years	Avg.	Ret.-Yds.
1. Woodley Lewis	1948-49	34.1	16-546
2. Jonathan Stewart	2005-07	28.7	53-1664
3. Michael McClellan	1988-90	28.1	16-449
4. Chris Oldham	1987-89	27.9	46-1284
5. Pat Johnson	1994-97	27.4	40-1095
Doug Judge	1983-84	27.4	12-329
<b>7. De'Anthony Thomas</b>	<b>2011-</b>	<b>27.3</b>	<b>36-983</b>
8. Onterrio Smith	2001-02	26.7	20-534
Mel Renfro	1961-63	26.7	23-613
10. Ricky Whittle	1992-95	26.3	42-1104

**INTERCEPTIONS**

Name	Years	Int.	Yds.
1. George Shaw	1951-54	18	227
2. Jake Leicht	1945-47	17	298
3. Jairus Byrd	2006-08	17	113
4. Chris Oldham	1987-89	15	178
5. Bill Drake	1969-71	14	217
6. Aaron Gipson	2002-05	13	156
Steve Smith	1998-01	13	178
Mario Clark	1972-75	13	64
9. Walter Thurmond III	2006-09	12	169
Rashad Bauman	1997-01	12	293
Eric Castle	1989-92	12	165
Steve Donnelly	1972-74	12	153

**TACKLES (Since 1969)**

Name	Years	Total	UT-AT
1. Tom Graham	1969-71	433	242-191
2. Bruce Beekley	1976-78	429	273-156
3. Joe Farwell	1989-92	393	215-178
4. Patrick Chung	2005-08	384	236-148
5. Darrell Mehl	1973-76	373	243-130
6. Kevin Mitchell	2000-03	366	202-164
7. Chris Cosgrove	1978-82	354	247-107
8. Chad Cota	1991-94	336	224-112
Steve Rennie	1969-71	336	190-146
10. Mark Kearns	1986-89	334	236-98

**QUARTERBACK SACKS (Since 1980)**

Name	Years	Total	By Season
1. Nick Reed	2005-08	29.5	(1-3.5-12-13)
2. Ernest Jones	1990-93	29.0	(1-4-11-13)
3. Saul Patu	1997-00	26.5	(3-5-7.5-11)
4. Devan Long	2002-05	24.5	(.5-11.5-7.5-5)
5. Kenny Rowe	2007-10	23.5	(5-0-11.5-7)
Matt LaBounty	1988-91	23.5	(4-6.5-10-3)
7. Reggie Jordan	1993-96	19.0	(0-7-7-5)
Matt Brock	1985-88	19.0	(3-2-6-8)
Steve Baack	1981-83	19.0	(5-8-6)
10. Anthony Trucks	2002-05	18.0	(0-5-6.5-11)

**TACKLES FOR LOSS (Since 1971)**

Name	Years	Total	By Season
1. Saul Patu	1997-00	53.0	(5-12-16-20)
2. Nick Reed	2005-08	51.5	(3-6-22.5-20)
3. Devan Long	2002-05	48.0	(1.5-16.5-15-15)
4. Kevin Mitchell	2000-03	44.0	(4-23-10.5-6.5)
5. Ernest Jones	1990-93	43.0	(2-5-16-20)
6. Matt LaBounty	1988-91	41.0	(6-13-17-5)
7. Reggie Jordan	1993-96	40.0	(1-10-9-20)
8. Kenny Rowe	2007-10	37.5	(6-0-15-16.5)
9. Romeo Bandison	1990-93	35.0	(2-9-14-10)
10. Will Tukuafu	2007-09	32.5	(8.5-17.5-6.5)

**PASSES BROKEN UP (Since 1971)**

Name	Years	Total	By Season
1. Alex Molden	1992-95	60	(19-11-19-11)
2. Steve Smith	1998-01	56	(3-3-22-28)
3. Rashad Bauman	1997-01	55	(6-11-0-22-16)
4. Walter Thurmond III	2006-09	37	(9-18-8-2)
5. Jairus Byrd	2006-08	36	(7-15-14)
6. Cliff Harris	2009-11	30	(8-17-5)
7. Kenny Wheaton	1994-96	28	(7-6-15)
8. Keith Lewis	2000-03	26	(1-9-6-10)
9. Steven Moore	2001-03	25	(3-15-7)
Steve Brown	1979-82	25	(1-4-1-19)

## INDIVIDUAL RECORDS SUMMARY

## SCORING

## Most Points Scored

**Game:** 60, Charles Taylor vs. Puget Sound, 10-22-1910  
**Modern:** 30, **Kenjon Barner vs. New Mexico, 9-4-2010**; Saladin McCullough vs. Arizona, 11-9-1996  
**Season:** 144, LaMichael James, 2010  
**Career:** 348, LaMichael James, 2009-11

## Most Touchdowns

**Game:** 10, Charles Taylor vs. Puget Sound, 10-22-1910  
**Modern:** 5, **Kenjon Barner vs. New Mexico, 9-4-2010**; Saladin McCullough vs. Arizona, 11-9-1996  
**Season:** 24, LaMichael James, 2010  
**Career:** 58, LaMichael James, 2009-11

## Most Total Points Accounted For

**Game:** 60, Charles Taylor vs. Puget Sound, 10-22-1910  
**Modern:** 36, Darron Thomas vs. Nevada, 9-10-11  
 Jeremiah Masoli at Arizona, 11-21-2009  
 Kellen Clemens at Washington State, 10-9-2004  
 Joey Harrington vs. Arizona State, 11-3-2001  
 Joey Harrington at Arizona State, 10-28-2000  
 Danny O'Neil at Stanford, 11-12-1994  
**Season:** 216, Darron Thomas, 2011 (196 pass, 18 rush)  
 Akili Smith, 1998 (192 pass, 24 rush)  
**Career:** 472, Joey Harrington, 1998-2001 (354 pass, 108 rush, 6 rec., 4 PAT)

## RUSHING

## Attempts

**Game:** 45, Reuben Droughns vs. Arizona, 10-23-1999  
**Season:** 294, LaMichael James, 2010  
**Career:** 811, Derek Loville, 1986-89

## Net Yards

**Game:** 288, LaMichael James at Arizona, 9-24-2011  
**Season:** 1805, LaMichael James, 2011  
**Career:** 5082, LaMichael James, 2009-11

## Average Per Carry

**Game:** 77.5, **De'Anthony Thomas (2-155) vs. Wisconsin, 1-2-2011**  
**Season:** 8.1, Don Reynolds, 1972  
**Career:** 6.8, LeGarrette Blount, 2008-09

## Most Touchdowns

**Game:** 10, Charles Taylor vs. Puget Sound, 10-22-1910  
**Modern:** 5, Saladin McCullough vs. Arizona, 11-9-1996  
**Season:** 21, LaMichael James, 2010  
**Career:** 53, LaMichael James, 2009-11

## Most 100-Yard Games

**Season:** 9, LaMichael James, 2010  
 LaMichael James, 2009  
 Jonathan Stewart, 2007  
 Saladin McCullough, 1997  
**Career:** 26, LaMichael James, 2009-11

## Most Consecutive 100-Yard Games

**Season:** 7, LaMichael James, 2009  
 Onterrio Smith, 2002

## RECEIVING

## Receptions

**Game:** 16, Samie Parker vs. Minnesota, 12-31-2003  
**Season:** 77, Jeff Maehl, 2010  
 Samie Parker, 2003  
**Career:** 178, Jeff Maehl, 2007-10  
 Samie Parker, 2000-03

## Receiving Yards

**Game:** 242, Tony Hartley vs. Washington, 11-7-1998  
**Season:** 1123, Bob Newland, 1970  
**Career:** 2761, Samie Parker, 2000-03

## Touchdown Receptions

**Game:** 4, Keenan Howry vs. Arizona State, 11-3-2001  
**Season:** 12, Jeff Maehl, 2010  
**Career:** 24, Jeff Maehl, 2007-10  
 Keenan Howry, 1999-02  
 Cristin McLemore, 1992-95

## Most 100-Yard Games

**Season:** 5, Jaison Williams, 2006  
 Damon Griffin, 1998  
 Pat Johnson, 1997  
**Career:** 11, Demetrius Williams, 2002-05

## TOTAL OFFENSE

## Most Plays

**Game:** 74, Danny O'Neil vs. Penn State, 1-2-1995  
**Season:** 507, Tony Graziani, 1995  
**Career:** 1449, Danny O'Neil, 1991-94

## Most Yards

**Game:** 498, Bill Musgrave vs. Brigham Young, 11-4-1989  
**Season:** 3947, Akili Smith, 1998  
**Career:** 8140, Bill Musgrave, 1987-90

## Average Yards Per Play

**Season:** 8.71, Akili Smith, 1998  
**Career:** 7.43, Akili Smith, 1997-98

## Most Touchdowns

**Game:** 10, Charles Taylor vs. Puget Sound, 10-22-1910  
**Modern:** 6, Darron Thomas vs. Nevada, 9-10-2011 (6 pass)  
 Jeremiah Masoli at Arizona, 11-21-2009 (3 pass, 3 rush)  
 Kellen Clemens at Washington St., 10-9-2004 (3 pass, 3 rush)  
 Joey Harrington vs. Arizona State, 11-3-2001 (6 pass)  
 Joey Harrington at Arizona State, 10-28-2000 (6 pass)  
 Danny O'Neil at Stanford, 11-12-1994 (6 pass)  
**Season:** 36, Darron Thomas, 2011 (33 pass, 3 rush)  
 Akili Smith, 1998 (32 pass, 4 rush)  
**Career:** 77, Joey Harrington, 1998-01 (59 pass, 18 rush)

## PASSING

## Attempts

**Game:** 61, Danny O'Neil vs. Penn State, 1-2-1995  
**Season:** 426, Tony Graziani, 1995  
**Career:** 1132, Danny O'Neil, 1991-94

## Completions

**Game:** 41, Danny O'Neil vs. Penn State, 1-2-1995  
**Season:** 231, Bill Musgrave, 1989  
**Career:** 636, Danny O'Neil, 1991-94

## Highest Completion Percentage

**Game:** .882 (15-17), Kellen Clemens vs. Stanford, 10-25-2003  
**Season:** .758 (25-33) Nate Costa, 2010  
 .677 (172-254), Dennis Dixon, 2007  
**Career:** .639 (444-695), Dennis Dixon, 2004-07

## Yards

**Game:** 489, Bill Musgrave vs. Brigham Young, 11-4-1989  
**Season:** 3763, Akili Smith, 1998  
**Career:** 8343, Bill Musgrave, 1987-90

**Yards Per Completion**

**Season:** 17.5 (3763-215), Akili Smith, 1998  
**Career:** 16.5 (1783-108), Eric Olson, 1966-68

**Yards Per Attempt**

**Season:** 10.1 (3763-371), Akili Smith, 1998  
**Career:** 9.0 (5148-571), Akili Smith, 1997-98

**Most Touchdown Passes**

**Game:** 6, Darron Thonmas vs. Nevada, 9-10-2011;  
 Joey Harrington vs. Arizona State, 11-3-2001;  
 Joey Harrington at Arizona State, 10-28-2000 (ot);  
 Danny O'Neil vs. Stanford, 11-12-1994  
**Season:** 33, Darron Thomas, 2011  
**Career:** 66, Darron Thomas, 2008-11

**Passing Efficiency**

**Season:** 167.3, Akili Smith, 1998  
**Career:** 154.1, Darron Thomas, 2008-11

**Most Passes Intercepted**

**Game:** 6, Danny O'Neil vs. Washington, 10-23-1993  
 George Shaw vs. Washington, 10-18-1952  
**Season:** 24, Dan Fouts, 1970  
**Career:** 54, Dan Fouts, 1970-72

**Most Consecutive Passes Without An Interception**

**Season:** 178, Kellen Clemens, 2004  
**Career:** 178, Kellen Clemens, 2002-05

**PUNTING****Most Punts**

**Game:** 12, Josh Syria at UCLA, 11-24-2007  
**Season:** 81, Kevin Hicks, 1982  
**Career:** 229, Josh Bidwell, 1995-98

**Highest Punting Average**

**Game:** **54.0 (4 punts), Jackson Rice at Colorado, 10-22-2011**  
**Season:** 46.0 (51 punts), Josh Bidwell, 1998  
**Career:** 42.8 (39 punts), Len Isberg, 1940

**PUNT RETURNS****Most Returns**

**Game:** 9, Harvey Winn vs. Arizona, 9-16-1972  
**Season:** 46, Michael Fletcher, 1998  
 Ronnie Harris, 1992  
**Career:** 124, Terry Obee, 1986-89

**Most Yards**

**Game:** 186, Keenan Howry vs. Stanford, 10-20-2001  
**Season:** 546, Cliff Harris, 2010  
**Career:** 1221, Keenan Howry, 1999-02

**Highest Average**

**Season:** 18.8 (29 att.), Cliff Harris, 2010  
**Career:** 16.2 (38 att.), Cliff Harris, 2009-11

**Most Touchdowns**

**Game:** 2, Cliff Harris, 2010  
**Season:** 4, Cliff Harris, 2010  
**Career:** 4, Cliff Harris, 2009-11  
 Keenan Howry, 1999-02

**KICKOFF RETURNS****Most Returns**

**Game:** **9, Kenjon Barner at Stanford, 11-7-2009**  
**Season:** **41, Kenjon Barner, 2009**  
**Career:** 78, Steve Brown, 1979-82

**Most Yards**

**Game:** 240, Tony Cherry vs. Washington State, 10-27-1984  
**Season:** **1020, Kenjon Barner, 2009**  
**Career:** 1868, Steve Brown, 1979-82

**Highest Average**

**Season:** 43.2 (9 att.), Woodley Lewis, 1949  
**Career:** 34.1 (16 att.), Woodley Lewis, 1948-49

**Most Touchdowns**

**Season:** **2, De'Anthony Thomas, 2011**  
 Jonathan Stewart, 2005  
**Career:** **2, De'Anthony Thomas, 2011-**  
 Jonathan Stewart, 2005-07  
 Pat Johnson, 1994-97

**ALL-PURPOSE****Attempts**

**Game:** 45, Reuben Droughns at Arizona, 10-23-1999  
**Season:** 334, Ricky Whittle, 1995  
**Career:** 964, Derek Loville, 1986-89

**Most Yards**

**Game:** 363, LaMichael James at Arizona, 9-24-2011  
**Season:** 2481, Jonathan Stewart, 2007  
**Career:** 5869, LaMichael James, 2009-11

**INTERCEPTIONS****Most Interceptions**

**Game:** 3, several (last by Steve Smith vs. Colorado, 1-1-2002)  
**Season:** 13, George Shaw, 1951  
**Career:** 18, George Shaw, 1951-54

**Most Yards Returned**

**Game:** 126, Ken Klein at Air Force, 10-15-1966  
**Season:** 206, Justin Phinisee, 2005  
**Career:** 380, Kenny Wheaton, 1994-96

**Most Touchdowns**

**Season:** **2, Boseko Lokombo, 2011**  
 Chris Solomona, 2004  
 Eric Castle, 1991  
 Dave Piper, 1971  
**Career:** 3, Walter Thurmond III, 2006-09  
 Rashad Bauman, 1997-01  
 Kenny Wheaton, 1994-96

**KICKING****Most Consecutive Kicks Made (PATs & FG)**

**Game:** **11, Rob Beard vs. Portland State, 9-18-2010; Eric Solis vs. New Mexico, 9-4-2010; Morgan Flint at Oregon State, 11-29-2008**  
**Season:** 54, Jared Siegel, 2002; Nathan Villegas, 1998  
**Career:** 54, Jared Siegel, 2002; Nathan Villegas, 1998

**Most PATs Made**

**Game:** 14, Charles Taylor vs. Puget Sound, 10-22-1910  
**Modern:** 9, **Alejandro Maldonado vs. Nevada, 9-10-11**  
**Rob Beard vs. Portland State, 9-18-2010**  
**Eric Solis vs. New Mexico, 9-4-2010**  
 Matt Evensen vs. Utah State, 9-6-2008  
 Jared Siegel at Arizona, 10-6-2001  
 Nathan Villegas vs. Stanford, 9-26-1998

**Season:** 77, **Alejandro Maldonado, 2011**

**Career:** 176, Jared Siegel, 2001-04

**Most PAT Attempts**

**Season:** 78, **Alejandro Maldonado, 2011**

**Career:** 180, Jared Siegel, 2001-04

**Best PAT Percentage**

**Season:** 1.000 (57-57), Nathan Villegas, 1998  
 (54-54), Morgan Flint, 2009  
 (52-52), Matt Evensen, 2007  
 (45-45), Jared Siegel, 2003  
 (28-28), Morgan Flint, 2008

**Career:** 1.000 (82-82), Morgan Flint, 2006-09

**Most Consecutive PATs**

**Season:** 59, **Rob Beard, 2010**

**Career:** 98, Jared Siegel, 2002-04

**Most Field Goals Made**

**Game:** 6, Paul Martinez vs. Montana, 9-10-2005  
**Season:** 24, Gregg McCallum, 1989  
**Career:** 49, Jared Siegel, 2001-04

**Most Field Goals Attempted**

**Game:** 6, Paul Martinez vs. Houston, 9-1-05; Montana, 9-10-2005  
 Tommy Thompson vs. Arizona State, 10-3-1992  
**Season:** 34, Tommy Thompson, 1992  
**Career:** 69, Jared Siegel, 2001-04

**Best Field Goal Percentage**

**Season:** 1.000 (8-8), Matt MacLeod, 1985  
**Career:** .825 (33-40), Nathan Villegas, 1998-99

**Most Consecutive Field Goals**

**Season:** 15, Jared Siegel, 2002  
**Career:** 15, Jared Siegel, 2002

**TEAM RECORDS SUMMARY****GAME**

**Most Net Yards Rushing** — 528 vs. Portland State, 9-18-2010  
**Most Net Yards Passing** — 489 vs. Brigham Young, 11-4-1989  
**Most Offensive Plays** — 102 vs. Oregon State, 11-26-11; vs.  
 Washington State, 10-9-2004  
**Most Yards Total Offense** — 720 vs. New Mexico, 9-4-2010  
**Most Passes Attempted** — 63 vs. Washington State, 9-21-1996  
**Most Passes Completed** — 41 vs. Penn State, 1-2-1995 (Rose Bowl)  
**Most Touchdown Passes** — 7 vs. Stanford, 11-12-1994  
**Most Pass Interceptions Thrown** — 9 vs. Washington, 10-18-1952  
**Most First Downs** — 39 at Washington, 10-20-2007  
**Most First Downs Rushing** — 25 at Washington, 10-20-2007  
**Most First Downs Passing** — 24 vs. Arizona State, 9-28-1996  
**Most Points** — 115 vs. Puget Sound, 11-22-1910  
**Most Points (Modern Record)** — 72 vs. New Mexico, 9-4-2010; vs.  
 Nevada, 9-18-1999  
**Most Conference Points Scored** — 65 at Oregon State, 11-29-2008  
**Most Points Allowed** — 71 vs. Texas, 12-6-1941  
**Most Conference Points Allowed** — 66 vs. Washington, 10-26-1974  
**Fewest Yards Rushing Allowed** — (-47) vs. Brigham Young, 9-29-1990  
**Fewest Yards Passing Allowed** — (-1) vs. Air Force, 10-20-1979  
**Most Pass Interceptions** — 7 vs. Idaho, 9-24-1949

**SEASON**

**Most Yards Rushing** — 4,189, 2011  
**Most Yards Passing** — 3,856, 1998  
**Most Yards Total Offense** — 7,319 (4,189 rush, 3,130 pass), 2011  
**Most Passes Attempted** — 487, 1995  
**Most Passes Completed** — 303, 2005  
**Most Touchdown Passes** — 39, 2011  
**Most Interceptions Thrown** — 32, 1952  
**Most First Downs** — 345, 2010  
**Most First Downs Rushing** — 188, 2011  
**Most First Downs Passing** — 164, 2005  
**Most Points** — 645, 2011  
**Fewest Points Allowed (since 1916)** — 34, 1936 (9 games); 50, 1958  
 (10 games); 97, 1957 (11 games); 221, 1990 (12 games); 243, 2010  
 (13 games)  
**Most Touchdowns** — 88, 2011  
**Most Touchdowns Rushing** — 47, 2008  
**Most Pass Interceptions** — 25, 1947, 1949 and 1968  
**Most Turnovers Gained** — 37, 2010 (21 INT, 16 FR)  
**Most 1-Point PATs** — 80, 2011  
**Most 2-Point PATs** — 7, 2010  
**Most PATs Total** — 85, 2011  
**Most Consecutive PATs** — 69, 2010  
**Most Field Goals** — 24, 1989, 1999  
**Most Field Goals Attempted** — 34, 1992  
**Fewest Rushing Yards Allowed** — 834, 1938  
**Fewest Passes Attempted** — 97, 1936  
**Fewest Passes Completed** — 36, 1936  
**Fewest Passing Yards Allowed** — 458, 1936  
**Undefeated Season** — 1895 (4-0-0); 1906 (5-0-1); 1916 (7-0-1)  
**Most Victories** — 12, 2010 (12-1); 2011 (12-2))  
**Longest Winning Streak** — 12 (first 12 games of 2010)  
**Longest Unbeaten Streak** — 16 (15 wins, one tie; last 7 games, 1915,  
 all 8 games, 1916, and first game, 1917)

YEAR-BY-YEAR LEADERS

RUSHING

Year	Name	TC	YG	YL	NET	AVG.	TD
1937	Jay Graybeal	317					
1938	Ted Gebhardt				416		2
1939	Bob Smith				325		
1940	Curt Mecham				330		
1941	Curt Mecham*	97			458	4.7	
1942	Thomas Roblin				348		
1945	Jake Leicht				411		
1946	James Newquist	90	376	87	289	3.2	4
1947	Jake Leicht*	119	659	29	630	5.3	7
1948	George Bell	139	673	25	648	4.7	2
1949	Robert Sanders*	153	770	44	726	4.7	10
1950	James Edwards				264		
1951	Tom Novikoff	80	348	26	322	4.0	3
1952	Tom Novikoff	123	506	20	486	3.9	3
1953	Dick James	106	502	23	479	4.5	6
1954	Jasper McGee	88	392	12	380	4.3	5
1955	Jim Shanley	100	736	25	711	7.1	9
1956	Jack Morris	137	536	17	519	3.8	1
1957	Jim Shanley	168	693	29	664	4.0	5
1958	Willie West	101	493	23	470	4.7	1
1959	Dave Powell	126	495	0	495	3.9	5
1960	Dave Grayson	117	648	17	631	5.4	
1961	Mel Renfro	61	364	29	335	5.5	
1962	Mel Renfro	126	783	30	753	6.0	10
1963	Mel Renfro	82	480	28	452	5.5	6
1964	Dick Winn	103	353	8	345	3.3	2
1965	Dick Winn	96	426	3	423	4.4	1
1966	Steve Jones	158	556	14	542	3.4	2
1967	Claxton Welch	130	510	36	474	3.7	3
1968	Claxton Welch	141	527	22	505	3.6	0
1969	Pat Verutti	151	703	21	682	4.5	1
1970	Bobby Moore	203	1008	84	924	4.6	11
1971	Bobby Moore*	249	1295	84	1211	4.9	7
1972	Don Reynolds	52	436	15	421	8.1	4
1973	Don Reynolds	226	1045	43	1002	4.4	6
1974	Don Reynolds	165	818	31	787	4.8	2
1975	George Bennett	175	829	24	805	4.6	7
1976	Jim Johnson	89			356	4.0	1
1977	Kim Nutting	101	359	2	359	3.5	4
1978	Vince Williams	183	853	11	842	4.6	1
1979	Reggie Ogburn	156	831	187	644	4.1	5
1980	Reggie Brown	171	797	22	775	4.5	2
1981	Reggie Brown	177	723	33	690	3.9	2
1982	Terrance Jones	165	747	32	715	4.3	2
1983	Ladaria Johnson	85	408	14	294	4.6	1
1984	Tony Cherry	87	592	23	569	6.5	5
1985	Tony Cherry	211	1048	42	1006	4.8	9
1986	Derek Loville	140	569	25	544	3.9	7
1987	Derek Loville	165	612	21	591	3.6	8
1988	Derek Loville	265	1256	54	1202	4.5	13
1989	Derek Loville	244	1007	48	959	3.9	13
1990	Sean Burwell	223	1022	53	969	4.3	9
1991	Sean Burwell	139	555	45	510	3.7	2
1992	Sean Burwell	193	864	42	822	4.3	7
1993	Sean Burwell	113	499	42	457	4.0	3
1994	Dino Philyaw	181	774	58	716	3.9	7
1995	Ricky Whittle	260	1134	113	1021	3.9	12
1996	Saladin McCullough	122	708	23	685	5.6	15
1997	Saladin McCullough*	267	1411	68	1343	5.0	9
1998	Reuben Droughns	112	844	20	824	7.4	9
1999	Reuben Droughns	277	1307	73	1234	4.5	9
2000	Maurice Morris	260	1217	111	1106	4.3	8
2001	Onterrio Smith	175	1088	30	1058	6.0	7
2002	Onterrio Smith	244	1169	28	1141	4.7	12
2003	Terrence Whitehead	192	796	59	737	3.8	6
2004	Terrence Whitehead	200	1164	20	1144	5.7	6
2005	Terrence Whitehead	156	742	63	679	4.4	4
2006	Jonathan Stewart	183	1029	48	981	5.4	10
2007	Jonathan Stewart*	280	1798	76	1722	6.2	11
2008	Jeremiah Johnson	168	1252	51	1201	7.1	13
2009	LaMichael James	230	1608	62	1546	6.7	14
2010	LaMichael James*	294	1840	109	1731	5.9	21
2011	LaMichael James*	247	1870	65	1805	7.3	18

\*Indicates Conference Leader

PASSING

Year	Name	PA	PC	PI	YG	PCT.	TD
1936	Robert Braddock				393		
1937	Bob Smith				613		
1938	Ted Gebhardt				115		
1939	Bob Smith				405		
1940	Leonard Isberg				122		
1945	Jake Leicht				376		
1946	James Newquist				281		
1947	Norm Van Brocklin*	168	76	11	939	.452	9
1948	Norm Van Brocklin*	139	68	7	1010	.489	7
1949	Earl Stelle	119	59	9	687	.496	10
1950	Earl Stelle				506		
1951	Hal Dunham	189	82	4	918	.435	13
1952	George Shaw	116	55		666	.474	2
1953	George Shaw	119	49	12	652	.412	3
1954	George Shaw	196	91	11	1358	.463	10
1955	Tom Crabtree	63	24	4	335	.381	2
1956	Tom Crabtree	65	28	3	366	.431	2
1957	Jack Crabtree	99	55	5	624	.555	4
1958	Dave Grosz	91	42	11	468	.462	2
1959	Dave Grosz	139	67	8	865	.482	8
1960	Dave Grosz	141	57	13	910	.404	7
1961	Doug Post				662		
1962	Bob Berry	115	62	7	995	.539	6
1963	Bob Berry	171	101	7	1675	.591	16
1964	Bob Berry	208	108	10	1478	.519	15
1965	Mike Brundage	180	85	13	1127	.472	9
1966	Mike Barnes	128	49	8	710	.383	4
1967	Eric Olson	123	51	16	840	.415	7
1968	Eric Olson	90	48	7	796	.533	6
1969	Tom Blanchard	184	106	7	1488	.576	12
1970	Dan Fouts	361	188	24	2390	.521	16
1971	Dan Fouts	247	123	11	1564	.498	9
1972	Dan Fouts	348	171	19	2041	.491	12
1973	Herb Singleton	234	109	19	1333	.466	10
1974	Norval Turner	202	99	15	1261	.490	5
1975	Jack Henderson	151	321	16	1492	.470	6
1976	Jack Henderson	298	157	16	1582	.527	6
1977	Jack Henderson	223	108	7	1286	.484	5
1978	Michael Kennedy	136	58	8	683	.426	4
1979	Reggie Ogburn	139	71	11	905	.511	6
1980	Reggie Ogburn	183	99	6	1257	.541	8
1981	Kevin Lusk	174	86	8	864	.494	4
1982	Mike Jorgensen	74	33	3	393	.446	2
1983	Mike Jorgensen	174	72	11	938	.414	5
1984	Chris Miller	289	145	10	1712	.502	10
1985	Chris Miller	329	182	13	2237	.553	18
1986	Chris Miller	356	216	13	2503	.607	12
1987	Bill Musgrave	234	139	8	1936	.594	13
1988	Pete Nelson	140	66	12	897	.471	4
1989	Bill Musgrave	401	231	16	3081	.576	22
1990	Bill Musgrave	348	202	12	2611	.575	17
1991	Danny O'Neil	115	55	3	713	.478	7
1992	Danny O'Neil	316	176	10	2152	.557	11
1993	Danny O'Neil	360	223	15	3224	.619	22
1994	Danny O'Neil	341	182	9	2212	.534	22
1995	Tony Graziani*	426	231	10	2604	.542	13
1996	Ryan Perry-Smith	241	125	5	1874	.519	12
1997	Jason Maas	187	104	8	1631	.556	18
1998	Akili Smith*	371	215	8	3763	.580	32
1999	A.J. Feeley	259	136	6	1951	.525	14
2000	Joey Harrington*	405	214	14	2967	.528	22
2001	Joey Harrington	364	214	6	2764	.588	27
2002	Jason Fife	367	190	10	2752	.518	24
2003	Kellen Clemens	304	182	9	2400	.599	18
2004	Kellen Clemens	372	223	10	2548	.599	22
2005	Kellen Clemens	289	185	4	2406	.640	19
2006	Dennis Dixon	322	197	14	2143	.612	12
2007	Dennis Dixon	254	172	4	2136	.677	20
2008	Jeremiah Masoli	239	136	5	1744	.569	13
2009	Jeremiah Masoli	305	177	6	2147	.580	15
2010	Darron Thomas	361	222	9	2881	.615	30
2011	Darron Thomas	339	211	7	2761	.622	33

\*Indicates Conference Leader

## YEAR-BY-YEAR LEADERS

## RECEIVING

Year	Name	PC	YG	AVG.	TD
1947	Dan Garza	21	365	17.4	3
1948	Dick Wilkins*	27	520	19.3	5
1949	Darrell Robinson*	31	404	13.0	7
1950	Monte Brethauer	33	279	8.5	
1951	Monte Brethauer	33	292	8.8	0
1952	Monte Brethauer	41	486	11.9	2
1953	John Reed	15	152	10.2	1
1954	Dick James	24	394	16.4	4
1955	Jim Shanley	8	139	17.4	0
1956	Phil McHugh	11	139	12.6	0
1957	Ron Stover	24	247	10.3	2
1958	Willie West	18	140	7.8	0
1959	Cleveland Jones	17	205	12.1	2
1960	Cleveland Jones	25	402	16.1	4
1961	Kent Petersen	18	209	11.6	
1962	Greg Willener	19	263	13.8	3
1963	Dick Imwalle	23	401	17.4	3
1964	Ray Palm	42	570	13.6	4
1965	Steve Bunker*	51	838	16.4	9
1966	Scott Cress	28	402	14.4	3
1967	Roger Smith	26	402	15.5	2
1968	Denny Schuler	30	351	11.7	3
1969	Bobby Moore*	54	786	14.6	10
1970	Bob Newland*	67	1123	16.8	7
1971	Leland Glass	46	584	12.7	6
1972	Greg Specht	52	710	13.7	4
1973	Russ Francis	31	495	15.9	4
1974	Bob Palm	31	466	15.0	3
1975	Greg Bauer	52	616	11.8	4
1976	Greg Bauer	53	632	11.9	2
1977	Ken Page	40	591	14.8	3
1978	Curt Jackson	21	237	11.3	1
1979	Ricky Ward	16	217	13.6	2
1980	Greg Moser	32	611	19.1	2
1981	Greg Moser	29	605	15.5	2
1982	Osborn Thomas	30	369	12.3	3
1983	Lew Barnes	30	625	20.8	5
1984	Kevin McCall	39	317	8.1	1
1985	Lew Barnes	50	789	15.8	6
1986	Bobby DeBisschop	40	500	12.5	1
1987	Terry Obee	33	640	19.4	4
1988	Terry Obee	33	596	18.1	6
1989	Terry Obee	46	741	16.1	5
1990	Joe Reitzug	40	639	15.9	2
1991	Anthony Jones	34	435	12.8	5
1992	Sean Burwell	35	293	8.4	2
1993	Derrick Deadwiler	52	811	15.6	5
1994	Cristin McLemore	42	564	13.4	9
	Dameron Ricketts	42	534	12.7	1
1995	Cristin McLemore	64	1036	16.2	4
1996	Damon Griffin	43	711	16.5	7
1997	Pat Johnson	55	1072	19.5	8
1998	Damon Griffin	58	1038	17.9	7
1999	Tony Hartley	56	881	15.7	3
2000	Keenan Howry	52	780	15.0	5
2001	Keenan Howry	52	682	13.1	9
2002	Samie Parker	49	724	14.8	8
2003	Samie Parker	77	1088	14.1	7
2004	Demetrius Williams	47	593	12.6	2
2005	Demetrius Williams	59	1059	17.9	10
2006	Jaison Williams	68	984	14.5	6
2007	Jaison Williams	55	844	15.3	8
2008	Terence Scott	50	751	15.0	5
2009	Jeff Maehl	53	696	13.1	6
2010	Jeff Maehl	77	1076	14.0	12
2011	Lavasier Tuinei	48	599	12.5	10

\*Indicates Conference Leader

## SCORING

Year	Name	TD	1-PT	2-PT	FG	PTS
1947	Jake Leicht*	7	14-18	0-0	0-0	56
1948	Johnny McKay	8	0-0	0-0	0-0	48
1949	Bob Sanders	10	0-0	0-0	0-0	60
1950	James Edwards					24
1951	Tom Novikoff	3	4	0-0	0-0	22
1952	Tom Novikoff	3	0-0	0-0	0-0	18
1953	Dick James	6	0-0	0-0	0-0	36
1954	Dick James	11	0-0	0-0	0-0	66
1955	Jack Morris	8	20-25	0-0	0-0	68
1956	Jim Shanley	5	0-0	0-0	0-0	30
1957	Jim Shanley	9	0-0	0-0	0-0	54
1958	Dave Grosz	2	0-3	0-0	0-0	12
	Dave Powell	2	0-0	0-0	0-0	12
1959	Willie West	8	0-0	0-0	0-0	48
1960	Cleveland Jones	5	12-20	2-2	4	46
1961	Mel Renfro	4	0-0	0-0	0-0	24
	Lu Bain	4	0-0	0-0	0-0	24
1962	Mel Renfro	13	0-0	0-0	0-0	78
1963	Mel Renfro	6	1-2	1-1	0-0	39
1964	Dennis Keller	6	0-0	0-0	0-0	36
1965	Steve Bunker	9	0-0	1-1	0-0	56
1966	Scott Cress	3	0-0	0-0	0-0	18
1967	Claxton Welch	3	0-0	0-0	0-0	18
	Marc Scholl	0	9-9	0-0	3-9	18
1968	Greg Lindsey	4	0-0	0-0	0-0	24
1969	Bobby Moore*	15	0-0	1-1	0-0	92
1970	Bobby Moore*	11	0-0	4-5	0-0	74
1971	Bobby Moore	10	0-0	0-0	0-0	60
1972	Don Reynolds	4	0-0	1-3	0-0	26
	Greg Specht	4	0-0	1-4	0-0	26
	Maurice Anderson	4	0-0	1-1	0-0	26
1973	Bob Palm	5	14-14	0-0	1-4	47
1974	Stan Woodfill	0	11-11	0-0	9-19	38
1975	Stan Woodfill	0	15-16	0-0	11-16	48
1976	Roy Geiger	0	9-11	0-0	11-16	42
1977	Roy Geiger	0	16-17	0-0	12-18	52
1978	Pat English	0	16-19	0-0	7-18	37
1979	Dwight Robertson	9	0-0	0-0	0-0	54
1980	Reggie Ogburn	7	0-0	0-0	0-0	42
1981	Doug Jollymour	0	11-13	0-0	12-21	47
1982	Todd Lee	0	8-8	0-0	5-7	23
1983	Paul Schwabe	0	7-11	0-0	12-18	43
1984	Matt MacLeod	0	24-24	0-0	13-19	63
1985	Tony Cherry	10	0-0	0-0	0-0	60
1986	Derek Loville	10	0-0	0-0	0-0	60
1987	Kirk Dennis	0	21-22	0-0	15-22	66
1988	Derek Loville	13	0-0	1-1	0-0	80
	Kirk Dennis	0	29-30	0-0	17-32	80
1989	Gregg McCallum	0	37-37	0-0	24-32	109
1990	Gregg McCallum	0	36-36	0-0	15-18	81
1991	Gregg McCallum	0	18-19	0-0	6-12	36
1992	Tommy Thompson	0	22-24	0-0	21-24	85
1993	Tommy Thompson	0	24-26	0-0	16-21	72
1994	Matt Belden	0	37-38	0-0	13-23	76
1995	Matt Belden	0	37-38	0-0	13-23	76
1996	Saladin McCullough	15	0-0	0-0	0-0	90
1997	Saladin McCullough	12	0-0	0-0	0-0	72
1998	Nathan Villegas*	0	57-57	0-0	20-22	117
1999	Nathan Villegas	0	24-25	0-0	13-18	63
2000	Josh Frankel	0	37-39	0-0	13-25	76
2001	Keenan Howry	12	0-0	0-0	0-0	72
	Jared Siegel	0	51-52	0-0	7-12	72
2002	Jared Siegel	0	49-50	0-0	20-24	109
2003	Jared Siegel	0	45-45	0-0	13-19	84
2004	Jared Siegel	0	31-33	0-0	9-14	58
2005	Paul Martinez	0	26-30	0-0	19-24	83
2006	Paul Martinez	0	37-39	0-0	15-22	88
2007	Matt Evensen	0	52-52	1-1	16-20	102
2008	LeGarrette Blount*	17	0-0	1-1	0-0	104
2009	Morgan Flint	0	54-54	1-1	16-19	104
2010	LaMichael James*	24	0-0	0-0	0-0	144
2011	LaMichael James*	20	0-0	0-0	0-0	120

\*Indicates Conference Leader

YEAR-BY-YEAR LEADERS

TACKLES

Year	Name	Tot	UT	Ast	Avg
1970	Tom Graham	154	103	51	15.4
1971	Steve Rennie	184	103	81	16.7
1972	Dave Pieper	125	67	58	11.4
1973	Bill Meyer	109	74	35	9.9
1974	Darrell Mehl	131	85	46	11.9
1975	Rod Rickert	123	59	64	11.2
1976	Darrell Mehl	119	83	36	10.8
1977	Bruce Beekley	170	123	47	15.5
1978	Bruce Beekley	190	100	90	17.3
1979	Chris Cosgrove	140	89	51	12.7
1980	Scott Setterlund	97	68	29	8.8
1981	Chris Cosgrove	70	45	25	6.5
1982	Chris Cosgrove	122	97	25	11.1
1983	Jerry Mikels	112	83	29	10.2
1984	Bob Hudetz	117	74	43	10.6
1985	Jerry Mikels	114	79	35	11.4
1986	Ed Hulbert	123	69	54	11.2
1987	Tom Talbot	102	74	28	9.3
1988	Thom Kaumeyer	101	62	39	8.4
1989	Mark Kearns	131	100	31	10.9
1990	Joe Farwell	112	64	48	9.3
1991	Joe Farwell	100	40	60	10.0
1992	Joe Farwell	110	67	43	10.0
1993	Chad Cota	86	60	26	7.8
1994	Jeff Sherman	112	85	27	8.6
1995	Jeremy Asher	111	67	44	9.3
1996	Kenny Wheaton	73	46	27	6.6
1997	Peter Sirmon*	115	83	32	9.6
1998	Chris Vandiver	102	61	41	8.5
1999	Peter Sirmon	109	68	41	9.1
2000	Matt Smith	90	56	34	7.5
2001	Wesly Mallard	111	59	52	9.3
2002	David Moretti	121	63	58	9.3
2003	Kevin Mitchell	112	69	43	8.5
2004	Jerry Matson	78	50	28	7.1
2005	Anthony Trucks	99	62	37	8.3
2006	Blair Phillips	105	56	49	9.0
2007	Patrick Chung	117	71	46	9.0
2008	T.J. Ward	101	64	37	7.8
2009	<b>John Boyett</b>	<b>90</b>	<b>62</b>	<b>28</b>	<b>6.9</b>
2010	Casey Matthews	79	37	42	6.1
2011	<b>John Boyett</b>	<b>108</b>	<b>67</b>	<b>41</b>	<b>8.3</b>

INTERCEPTIONS

Year	Name	No	Yds	Avg	TD	LG
1951	George Shaw*	13	136	10.6	0	
1952	Cece Hodges	3	15	5.0		
1953	George Shaw	2	16	8.0		
1954	Hal Reeve	4	67	16.8	1	
1955	Dick James	6	68	11.3	0	
1956	Jack Brown	4	52	13.0	0	
1957	Jack Morris	2	39	19.5	0	
	Chuck Osborne	2	12	6.0	0	
1958	Willie West	3	34	11.3	0	
1959	Alden Kimbrough	3	14	4.7	0	
	Willie West	3	8	2.7	0	
1960	Not available					
1961	Lu Bain	2	26	13.0	0	
	Larry Hill	2	17	8.5	0	
1962	Ron Martin	3	0	0.0	0	
1963	H.D. Murphy	4	81	20.3	0	
1964	Les Palm	6	51	8.5		
1965	Les Palm	4	0	0.0	0	
1966	Jim Smith	3	129	43.0	1	
1967	Jack Gleason	3	36	12.0	0	38
1968	Steve Hilbert	6	103	17.2	0	26
1969	Jack Gleason	4	10	2.5	0	10
1970	Lionel Coleman	5	46	9.2	0	20
1971	Bill Drake*	7	112	16.0	1	31
1972	Steve Donnelly	5	47	9.4	0	21
1973	Steve Donnelly	5	94	18.8	0	44
1974	Mario Clark	3	11	3.7	0	11
1975	Chuck Wills*	6	62	10.3	1	20
1976	Darrell Mellum	4	54	13.5		
1977	Kenny Bryant	4	122	30.5	1	97
1978	Rick Hudnell	5				
1979	Steve Brown	4	52	13.0	0	29
1980	Mike Nolan	4	4	1.0	0	4
1981	Ross Gibbs	3	58	19.3	0	31
1982	Dennis Clay	4	2	0.5	0	2
1983	Danny McCalister	4	37	9.2	0	19
1984	Dan Wilken	4	26	6.5	0	26
	Doug Judge	4	9	2.2	0	9
1985	Ed Hulbert	3	28	9.3	0	24
	Anthony Newman	3	17	5.7	0	17
1986	Ed Hulbert	7	48	6.9	0	23
1987	Brett Young	5	44	8.8	0	37
1988	Chris Oldham*	5	112	22.4	0	53
1989	Chris Oldham	8	35	4.4	0	30
1990	Daryle Smith	6	13	2.2	0	7
1991	Daryle Smith	4	119	29.7	1	94
	Eric Castle	4	114	28.5	2	39
1992	Herman O'Berry*	7	21	3.0	0	18
1993	Chad Cota	4	3	0.7	0	3
1994	Kenny Wheaton	4	157	39.3	1	97
1995	Kenny Wheaton*	5	128	25.6	1	71
1996	Kenny Wheaton	2	95	47.5	1	70
1997	Jaiya Figueras	3	0	0.0	0	0
1998	Rashad Bauman	3	115	38.3	1	80
1999	Michael Fletcher	4	59	14.8	0	34
2000	Rashad Bauman	5	78	15.6	0	42
2001	Steve Smith	9	139	15.4	1	38
2002	Keith Lewis	5	16	3.2	0	6
	Steven Moore	5	0	0.0	0	0
	Steven Moore	4	11	2.8	0	5
2004	Aaron Gipson	4	39	9.8	0	38
2005	Aaron Gipson*	7	117	16.7	1	60
2006	Jairus Byrd	5	30	6.0	0	30
2007	Jairus Byrd*	7	31	4.4	0	22
2008	Walter Thurmond III*	5	67	13.4	1	40
	Jairus Byrd*	5	52	10.4	0	39
2009	Talmadge Jackson III	4	73	18.2	1	32
2010	Cliff Harris*	6	92	15.3	1	76
2011	Eddie Pleasant	3	90	30.0	0	49



Joe Farwell (1989-92)

\*Indicates Conference Leader

YEAR-BY-YEAR TEAM STATISTICS

OFFENSIVE STATISTICS

OREGON FOOTBALL HISTORY

Year	G	Rush Att.	Rush Yds	Avg.	Rsh TD	Pass Cmp	Pass Att	Pass Yds	Avg.	Pct.	TD	Int.	Total Off	Avg.	Total Pts	Avg.
1952	10	386	977	97.7	8	126	285	1720	172.0	44.2	9	32	2697	269.7	112	11.2
1953	10	420	1455	145.5	8	81	178	1000	100.0	45.5	5	18	2455	245.5	90	9.0
1954	10	426	1546	154.6	18	107	229	1601	160.1	46.7	13	13	3147	314.7	218	21.8
1955	10	513	2527	252.7	19	48	115	641	64.1	41.7	4	7	3168	316.8	202	20.2
1956	10	560	2143	214.3	15	45	99	655	65.5	45.5	5	7	2798	279.8	133	13.3
1957	11	568	2218	201.6	13	80	148	1030	93.6	54.1	8	11	3248	295.3	160	14.5
1958	10	530	2015	201.5	9	80	166	964	96.4	48.2	3	18	2979	297.9	86	8.6
1959	10	504	2106	210.6	20	85	168	1031	103.1	50.6	10	10	3137	313.7	179	17.9
1960	11	522	2468	224.4	18	76	179	1203	109.4	42.5	17	15	3671	333.7	206	18.7
1961	10	429	1610	161.0	14	76	185	1104	110.4	41.1	8	14	2714	271.4	120	12.0
1962	10	497	2251	225.1	13	81	156	1279	127.9	51.9	12	11	3530	353.0	229	22.9
1963	11	464	1917	174.3	18	130	240	2017	183.4	54.2	19	11	3934	357.6	274	24.9
1964	10	395	880	88.0	6	132	259	1793	179.3	51.0	17	13	2673	267.3	170	17.0
1965	10	410	975	97.5	6	139	301	2021	202.1	46.2	16	20	2996	299.6	165	16.5
1966	10	435	1206	120.6	6	95	229	1320	132.0	41.5	7	15	2526	252.6	113	11.3
1967	10	411	950	95.0	5	82	207	1211	121.1	39.6	9	21	2161	216.1	104	10.4
1968	10	477	1383	138.3	6	86	195	1221	122.1	44.1	10	15	2604	260.4	132	13.2
1969	11	499	1692	153.8	20	154	291	2282	207.5	52.9	17	13	3974	361.3	271	24.6
1970	11	433	1530	139.1	16	230	441	3100	281.8	52.2	22	28	4630	420.9	285	25.9
1971	11	515	2059	187.2	14	159	318	2016	183.3	50.0	14	15	4075	370.5	235	21.4
1972	11	439	1193	108.5	9	184	379	2223	202.1	48.5	15	23	3416	310.5	194	17.6
1973	11	494	1753	159.4	13	145	315	1754	159.5	46.0	13	25	3507	318.8	205	18.6
1974	11	545	1460	132.7	8	100	203	1273	115.7	49.3	5	15	2733	248.5	116	10.5
1975	11	404	1206	109.6	9	154	325	1494	135.8	47.4	6	13	2700	245.5	146	13.3
1976	11	421	1045	95.0	10	138	229	1773	161.2	60.2	6	22	2818	255.9	144	13.1
1977	11	501	1532	139.3	9	141	296	1635	148.6	47.6	6	14	3167	287.9	164	14.9
1978	11	577	2001	181.9	15	115	280	1318	119.8	41.1	6	16	3319	301.7	173	15.7
1979	11	559	2493	226.6	16	91	187	1148	104.4	48.7	7	13	3641	331.0	200	18.2
1980	11	547	2346	213.3	21	145	255	1830	166.4	56.9	12	9	4176	379.8	263	23.9
1981	11	492	1284	116.7	10	152	278	1561	141.9	54.7	6	15	2845	258.6	155	14.1
1982	11	538	1654	150.4	3	92	217	1036	94.2	42.4	5	12	2690	244.5	103	9.4
1983	11	437	1463	133.0	6	131	300	1658	150.7	43.7	10	15	3121	283.7	152	13.8
1984	11	421	1666	151.5	15	173	351	2030	184.5	49.3	14	12	3696	336.0	241	21.9
1985	11	433	1655	150.4	16	189	357	2294	208.5	52.9	18	15	3949	359.0	273	24.8
1986	11	400	1231	111.9	14	240	403	2753	250.3	59.6	13	16	3984	362.2	235	21.4
1987	11	456	1302	118.4	11	170	295	2327	211.5	57.6	15	15	3629	329.9	226	20.5
1988	12	524	1928	160.7	20	147	326	1917	159.8	45.1	13	26	3845	320.4	296	24.7
1989	12	501	1926	160.5	23	236	413	3132	261.0	57.1	22	16	5058	421.5	379	31.6
1990	12	500	1674	139.5	20	236	421	2914	242.8	56.0	18	17	4588	382.3	341	28.4
1991	11	414	1243	113.0	7	154	330	1860	169.1	46.7	12	16	3103	282.1	186	16.9
1992	12	511	1738	144.8	13	186	335	2264	188.7	55.5	12	11	4002	333.5	265	22.1
1993	11	386	965	87.7	9	228	369	3270	297.3	61.8	25	15	4235	385.0	278	25.3
1994	13	521	1707	131.3	18	222	415	2774	213.4	53.5	25	13	4481	344.7	349	26.8
1995	12	465	1672	139.3	20	260	487	3064	255.3	53.4	14	12	4736	394.7	326	27.2
1996	11	407	1618	147.1	26	226	432	3321	301.9	52.3	21	9	4939	449.0	378	34.4
1997	12	466	1849	154.1	14	222	401	3200	266.7	55.4	32	15	5049	420.8	380	31.7
1998	12	474	1939	161.6	23	223	392	3856	321.3	56.9	32	10	5795	482.9	473	39.4
1999	12	479	1883	156.9	20	221	422	3162	263.5	52.4	24	10	5045	420.4	410	34.2
2000	12	476	1792	149.3	20	222	424	3126	260.5	52.4	23	14	4918	409.8	351	29.3
2001	12	446	2312	192.7	24	222	377	2920	243.3	58.9	28	6	5232	436.0	412	34.3
2002	13	476	1893	145.6	21	214	412	2959	227.6	51.9	26	11	4852	373.2	417	32.1
2003	13	489	1715	131.9	15	247	427	3288	252.9	57.8	24	13	5003	384.8	356	27.4
2004	11	429	1746	158.7	12	229	388	2621	238.3	59.0	22	10	4367	397.0	282	25.6
2005	12	427	1612	134.3	16	303	482	3654	304.5	62.9	28	10	5266	438.8	414	34.5
2006	13	471	2369	182.2	26	288	486	3133	241.0	59.0	18	18	5502	423.2	383	29.5
2007	13	615	3272	251.7	32	244	413	2806	215.7	59.1	26	10	6078	467.5	496	38.2
2008	13	585	3641	280.1	47	204	373	2662	204.8	54.7	20	12	6303	484.8	545	41.9
2009	13	547	3012	231.7	38	197	338	2344	180.3	58.3	16	7	5356	412.0	469	36.1
2010	13	629	3721	286.2	42	248	395	3178	244.5	62.8	31	9	6899	530.7	611	47.0
2011	14	629	4189	299.2	42	236	386	3130	223.6	61.1	39	7	7319	522.8	645	46.1

### YEAR-BY-YEAR TEAM STATISTICS

#### DEFENSIVE STATISTICS

Year	G	Rush Att.	Rush Yds	Avg.	Rsh TD	Pass Cmp	Pass Att	Pass Yds	Avg.	Pct.	TD	Int.	Total Off	Avg.	Total Pts	Avg.
1952	10	554	1962	196.2	8	85	160	1280	128.0	53.1	13	11	3242	324.2	234	23.4
1953	10	510	1670	167.0	9	41	104	578	57.8	39.4	2	8	2248	224.8	85	8.5
1954	10	432	1521	152.1	20	70	147	932	93.2	47.6	5	16	2453	245.3	159	15.9
1955	10	444	1686	168.6	22	72	151	946	94.6	47.7	4	17	2632	263.2	158	15.8
1956	10	456	1590	159.0	15	59	150	769	76.9	39.3	3	13	2359	235.9	102	10.2
1957	11	544	1860	169.1	13	87	163	1073	97.5	53.4	5	10	2933	266.6	97	8.8
1958	10	438	1440	144.0	7	56	122	656	65.6	46.0	2	7	2096	209.6	96	9.6
1959	10	457	1556	155.6	12	87	184	800	80.0	47.3	5	18	2356	235.6	113	11.3
1960	11	491	1534	139.5	11	85	195	1089	99.0	43.6	7	22	2623	238.5	130	11.8
1961	10	525	1836	183.6	13	50	112	675	67.5	44.6	1	8	2511	251.1	112	11.2
1962	10	453	1507	150.7	13	77	198	929	92.9	38.9	3	9	2436	243.6	136	13.6
1963	11	482	1392	126.5	9	110	246	1459	132.6	44.7	10	20	2851	259.2	153	13.9
1964	10	437	1700	170.0	12	87	202	1233	123.3	43.1	3	22	2933	293.3	94	9.4
1965	10	509	1526	152.6	14	94	201	1219	121.9	46.8	14	9	2745	274.5	186	18.6
1966	10	511	1600	160.0	10	86	167	1070	107.0	51.5	4	12	2670	267.0	129	12.9
1967	10	596	1840	184.0	19	65	143	918	91.8	45.4	6	7	2758	275.8	193	19.3
1968	10	497	1512	151.2	16	139	273	1715	171.5	51.0	8	25	3227	322.7	201	20.1
1969	11	548	1962	178.3	14	145	315	1861	169.2	46.0	16	19	3823	347.5	242	22.0
1970	11	541	2198	199.9	17	169	374	2152	195.6	45.2	13	20	4350	395.5	256	23.3
1971	11	578	2953	268.5	28	113	232	1321	120.1	48.7	9	21	4274	388.5	286	26.0
1972	11	609	2382	216.5	23	102	243	1308	118.9	42.0	12	16	3690	335.5	285	25.9
1973	11	529	1890	171.8	17	104	224	1603	145.7	46.4	11	18	3493	317.5	230	20.9
1974	11	596	2478	225.3	26	102	214	1397	127.0	47.7	15	12	3875	352.3	118	10.7
1975	11	676	2815	255.9	25	77	177	1002	91.2	43.5	5	13	3817	347.0	266	24.2
1976	11	572	2263	205.7	25	138	229	1382	125.6	60.3	10	14	3645	331.4	271	24.6
1977	11	644	3071	279.2	35	128	251	1819	165.4	51.0	10	11	4890	444.5	367	33.4
1978	11	554	2087	189.7	16	113	249	1577	143.4	45.4	9	18	3664	333.1	212	19.3
1979	11	535	2130	193.6	15	126	222	1422	129.3	56.8	9	15	3552	322.9	212	19.3
1980	11	474	1545	140.5	14	173	312	1831	166.5	55.4	9	13	3376	306.9	193	17.5
1981	11	529	1993	181.2	22	156	262	1684	153.1	59.5	7	10	3677	334.3	247	22.5
1982	11	481	1632	148.4	13	182	353	2049	186.2	51.5	8	12	3681	334.6	223	20.3
1983	11	519	1810	164.5	15	178	308	2055	186.8	57.8	11	15	3865	351.4	224	20.4
1984	11	491	1926	175.1	17	172	319	2130	193.6	53.9	9	12	4056	368.7	247	22.4
1985	11	510	2249	204.5	20	187	334	2560	232.7	56.0	16	14	4809	437.2	300	27.3
1986	11	492	2356	214.2	26	166	300	2179	198.1	55.3	17	16	4535	412.3	338	30.7
1987	11	450	1596	145.1	12	196	366	2146	195.1	53.5	15	16	3742	340.2	228	20.7
1988	12	518	1711	142.6	19	154	302	2092	174.3	51.0	12	21	3803	316.9	247	20.6
1989	12	436	1221	101.8	17	217	401	2738	228.2	54.1	12	21	3959	329.9	251	20.9
1990	12	428	1364	113.7	13	201	382	2591	215.9	52.6	14	20	3955	329.6	221	18.4
1991	11	509	1796	163.3	11	155	295	1887	171.5	52.5	14	15	3683	334.8	248	22.5
1992	12	481	1543	128.6	11	157	307	2224	185.3	51.1	15	14	3767	313.9	222	18.5
1993	11	451	1659	150.8	17	195	352	2464	224.0	55.4	16	8	4123	374.8	276	25.1
1994	13	511	1577	121.3	20	215	419	2667	205.2	51.3	8	20	4244	326.5	250	19.2
1995	12	457	1343	111.9	18	167	346	2202	183.5	48.3	13	15	3545	295.4	272	22.7
1996	11	487	2030	184.5	20	197	351	2777	252.5	56.1	20	7	4807	437.0	356	32.4
1997	12	466	2229	185.8	23	223	400	2827	235.6	55.8	18	10	5056	421.3	350	29.2
1998	12	441	1870	155.8	19	196	372	2815	234.6	52.7	19	10	4685	390.4	328	27.3
1999	12	428	1478	123.2	18	231	434	3098	258.2	53.2	18	21	4576	381.3	284	23.7
2000	12	417	1418	118.2	15	167	383	2523	210.3	43.6	14	17	3941	328.4	249	20.8
2001	12	413	1383	115.3	17	241	478	3416	284.7	50.4	15	21	4799	399.9	256	21.3
2002	13	507	1536	118.2	13	272	475	3785	291.2	57.3	35	18	5321	409.3	362	27.8
2003	13	453	1392	107.1	18	253	485	3379	259.9	52.2	22	12	4771	367.0	348	26.8
2004	11	406	1343	122.1	11	182	344	2385	216.8	52.9	19	13	3728	338.9	282	25.6
2005	12	407	1607	133.9	12	252	443	2685	223.8	56.9	22	23	4292	357.7	278	23.2
2006	13	452	1932	148.6	21	199	362	2255	173.5	55.0	17	15	4187	322.1	345	26.5
2007	13	486	1726	132.8	13	258	487	3240	249.2	53.0	20	20	4966	382.0	307	23.6
2008	13	503	1552	119.4	18	307	531	3513	270.2	57.8	25	16	5065	389.6	367	28.2
2009	13	497	1673	128.7	15	254	456	2699	207.6	55.7	18	14	4372	336.3	309	23.8
2010	13	474	1665	128.1	11	263	489	2833	217.9	53.8	15	21	4498	346.0	243	18.7
2011	14	548	1999	142.8	14	313	529	3462	247.3	59.1	25	17	5461	390.1	345	24.6

## OREGON'S 1,000-YARD RUSHERS



BOBBY MOORE		1971		
Date	Opponent	ATT	YDS	TD
S11	@Nebraska	15	53	1
S18	Utah	27	249	0
S25	@Stanford	29	150	0
O2	@Texas	25	110	0
O9	@USC	27	145	1
O16	Washington	21	191	1
O23	San Jose State	25	69	1
O30	@Washington State	36	161	2
N6	@Air Force	22	94	1
N13	California	22	79	0
N20	Oregon State		DNP	
<b>TOTAL</b>		<b>249</b>	<b>1,211</b>	<b>7</b>



RICKY WHITTLE		1995		
Date	Opponent	ATT	YDS	TD
S2	@Utah	30	160	1
S9	Illinois	24	89	3
S16	@UCLA	22	70	1
S23	Stanford	21	72	1
O7	Pacific	19	130	1
O14	@California	27	161	2
O21	Washington State	17	13	0
O28	Arizona State	23	57	1
N4	@Washington	15	62	1
N11	@Arizona	28	107	1
N18	Oregon State	22	50	0
J1	Colorado*	12	50	0
<b>TOTAL</b>		<b>260</b>	<b>1,021</b>	<b>12</b>



DON REYNOLDS		1973		
Date	Opponent	ATT	YDS	TD
S15	Arizona State	27	128	0
S22	@Air Force	17	84	1
S29	Utah	31	179	1
O6	@Michigan	23	61	0
O13	California	29	178	2
O20	@USC	18	74	0
O27	Washington	16	59	2
N3	@Washington State	13	39	0
N10	UCLA	15	51	0
N17	@Stanford	13	43	0
N24	Oregon State	24	106	0
<b>TOTAL</b>		<b>226</b>	<b>1,002</b>	<b>6</b>



SALADIN MCCULLOUGH		1997		
Date	Opponent	ATT	YDS	TD
S4	Arizona	21	63	0
S13	@Nevada	22	88	1
S20	Fresno State	26	145	1
S27	@Stanford	12	123	0
O4	Washington State	21	74	0
O11	UCLA	20	133	1
O18	Utah	23	114	1
O25	@USC	18	113	1
N8	@Washington	28	115	1
N15	@Arizona State	23	69	1
N22	Oregon State	36	156	1
D20	Air Force^	17	150	1
<b>TOTAL</b>		<b>267</b>	<b>1,343</b>	<b>9</b>



TONY CHERRY		1985		
Date	Opponent	ATT	YDS	TD
A31	@Washington State	34	143	1
S14	@Colorado	20	60	1
S21	Stanford	27	227	3
S28	@Nebraska	12	55	0
O5	Washington	29	119	0
O19	California	22	137	2
O26	@San Diego State	13	36	1
N2	San Jose State		DNP	
N16	@Arizona	13	40	0
N23	Oregon State	28	143	1
N29	vs. USC (@Tokyo)	13	46	0
<b>TOTAL</b>		<b>211</b>	<b>1,006</b>	<b>9</b>



REUBEN DROUGHNS		1999		
Date	Opponent	ATT	YDS	TD
S2	@Michigan State	23	59	0
S11	Texas-El Paso	21	108	1
S18	Nevada	18	110	3
S25	USC	8	23	0
O2	@Washington		DNP	
O9	@UCLA	11	43	1
O23	@Arizona	45	202	2
O30	Arizona State	37	188	0
N6	Washington State	23	123	1
N13	@California	32	86	0
N20	Oregon State	38	197	1
D31	Minnesota#	21	95	0
<b>TOTAL</b>		<b>277</b>	<b>1,234</b>	<b>9</b>



DEREK LOVILLE		1988		
Date	Opponent	ATT	YDS	TD
S10	Long Beach State	22	154	2
S17	@Washington State	29	131	0
S24	Stanford	28	96	0
O1	@San Diego State	23	129	3
O8	@USC	16	26	1
O15	Idaho State	23	215	4
O22	Washington	17	65	1
O29	Arizona State	25	83	1
N5	UCLA	16	44	0
N12	@Arizona	11	8	0
N19	@Oregon State	31	117	1
D3	@Hawaii	24	134	0
<b>TOTAL</b>		<b>265</b>	<b>1,202</b>	<b>13</b>



MAURICE MORRIS		2000		
Date	Opponent	ATT	YDS	TD
S2	Nevada	20	166	1
S9	@Wisconsin	20	92	1
S16	Idaho	14	76	2
S23	UCLA	37	139	2
S30	Washington	31	152	0
O14	@USC	32	85	0
O21	Arizona	34	114	0
O28	@Arizona State	20	91	1
N4	@Washington State	11	48	1
N11	California	22	46	0
N18	@Oregon State	19	97	1
D29	Texas%	26	82	0
<b>TOTAL</b>		<b>286</b>	<b>1,188</b>	<b>8</b>

OREGON'S 1,000-YARD RUSHERS




MAURICE MORRIS		2001		
Date	Opponent	ATT	YDS	TD
S1	Wisconsin	14	17	0
S8	Utah	12	59	1
S22	USC	15	86	0
S29	@Utah State	22	175	1
O6	@Arizona	21	110	1
O13	@California	22	81	2
O20	Stanford	15	63	1
O27	@Washington State	19	138	0
N3	Arizona State		DNP	
N10	@UCLA	14	129	1
D1	Oregon State	15	102	1
J1	Colorado\$	11	89	1
<b>TOTAL</b>		<b>180</b>	<b>1,049</b>	<b>9</b>



JONATHAN STEWART		2007		
Date	Opponent	ATT	YDS	TD
S1	Houston	14	67	0
S8	@Michigan	15	111	1
S15	Fresno State	17	165	2
S22	@Stanford	19	160	1
S29	California	21	120	1
O13	Washington State	13	66	0
O20	@Washington	32	251	2
O27	USC	25	103	2
N3	Arizona State	21	99	1
N15	@Arizona	28	131	1
N24	@UCLA	13	33	0
D1	Oregon State	39	163	0
D31	South Florida#	23	253	1
<b>TOTAL</b>		<b>280</b>	<b>1,722</b>	<b>11</b>



ONTERRIO SMITH		2001		
Date	Opponent	ATT	YDS	TD
S1	Wisconsin	8	88	0
S8	Utah	11	45	0
S22	USC	3	-6	0
S29	@Utah State	15	98	1
O6	@Arizona	15	131	2
O13	@California	17	78	1
O20	Stanford	7	62	0
O27	@Washington State	26	285	3
N3	Arizona State	36	152	0
N10	@UCLA	12	44	0
D1	Oregon State	11	30	0
J1	Colorado\$	14	51	0
<b>TOTAL</b>		<b>175</b>	<b>1,058</b>	<b>7</b>



JEREMIAH JOHNSON		2008		
Date	Opponent	ATT	YDS	TD
A30	Washington	15	124	2
S6	Utah State	1	37	0
S13	@Purdue	17	96	0
S20	Boise State	22	94	1
S27	@Washington State	10	89	3
O4	@USC	13	45	1
O11	UCLA	11	30	0
O25	@Arizona State	9	58	2
N1	@California	20	117	1
N8	Stanford	15	135	1
N15	Arizona	6	38	0
N29	@Oregon State	17	219	1
D30	Oklahoma State%	12	119	1
<b>TOTAL</b>		<b>168</b>	<b>1,201</b>	<b>13</b>




ONTERRIO SMITH		2002		
Date	Opponent	ATT	YDS	TD
A31	Mississippi State	28	124	0
S7	Fresno State	35	124	2
S14	Idaho	18	104	3
S21	Portland State	21	115	2
O5	@Arizona	28	145	2
O12	@UCLA	25	152	0
O19	Arizona State	27	172	3
O26	USC	19	79	0
N2	Stanford		DNP	
N9	@Washington State	25	64	0
N16	Washington		DNP	
N23	@Oregon State		DNP	
D30	Wake Forest&	18	62	0
<b>TOTAL</b>		<b>244</b>	<b>1,141</b>	<b>12</b>



LeGARRETTE BLOUNT		2008		
Date	Opponent	ATT	YDS	TD
A30	Washington	4	21	0
S6	Utah State	18	132	2
S13	@Purdue	11	131	2
S20	Boise State	18	99	1
S27	@Washington State	15	98	3
O4	@USC	9	0	0
O11	UCLA	7	111	2
O25	@Arizona State	8	58	2
N1	@California	4	1	0
N8	Stanford	10	90	2
N15	Arizona	9	75	1
N29	@Oregon State	17	112	1
D30	Oklahoma State%	7	74	1
<b>TOTAL</b>		<b>137</b>	<b>1,002</b>	<b>17</b>



TERRENCE WHITEHEAD		2004		
Date	Opponent	ATT	YDS	TD
S11	Indiana	9	41	0
S18	@Oklahoma	13	66	0
S25	Idaho	18	115	1
O2	Arizona State	23	98	0
O9	@Washington State	22	166	0
O16	Arizona	15	74	3
O23	@Stanford	28	131	1
O30	Washington	25	122	1
N6	@California	15	91	0
N13	UCLA	14	124	0
N20	@Oregon State	18	110	0
<b>TOTAL</b>		<b>200</b>	<b>1,144</b>	<b>6</b>



LaMICHAEL JAMES		2009		
Date	Opponent	ATT	YDS	TD
S3	@Boise State	2	22	0
S12	Purdue	9	56	0
S19	Utah	27	152	1
S26	California	21	118	1
O3	Washington State	13	81	2
O10	@UCLA	20	152	0
O24	@Washington	15	154	2
O31	USC	24	183	1
N7	@Stanford	18	125	1
N14	Arizona State	22	150	3
N21	@Arizona	19	117	0
D3	Oregon State	25	166	3
J1	Ohio State\$\$	15	70	0
<b>TOTAL</b>		<b>230</b>	<b>1,546</b>	<b>14</b>

### OREGON'S 1,000-YARD RUSHERS

OREGON FOOTBALL HISTORY



LaMICHAEL JAMES		2010		
Date	Opponent	ATT	YDS	TD
S4	New Mexico		DNP	
S11	@Tennessee	16	134	1
S18	Portland State	14	227	2
S25	@Arizona State	28	94	1
O2	Stanford	31	257	3
O9	@Washington State	25	136	2
O21	UCLA	20	123	2
O30	@USC	36	239	3
N6	Washington	26	121	3
N13	@California	29	91	0
N26	Arizona	28	126	2
D4	@Oregon State	28	134	2
J10	Auburn**	13	49	0
<b>TOTAL</b>		<b>294</b>	<b>1,731</b>	<b>21</b>



LaMICHAEL JAMES		2011		
Date	Opponent	ATT	YDS	TD
S3	vs. LSU	18	54	1
S10	Nevada	12	67	1
S17	Missouri State	12	204	3
S24	@Arizona	23	288	2
O6	California	30	239	1
O15	Arizona State		DNP	
O22	@Colorado		DNP	
O29	Washington State	13	53	0
N5	@Washington	25	156	1
N12	@Stanford	20	146	3
N19	USC	20	78	1
N26	Oregon State	24	142	1
D2	UCLA##	25	219	3
J2	Wisconsin\$\$	25	159	1
<b>TOTAL</b>		<b>247</b>	<b>1,805</b>	<b>18</b>

### 100-YARD RUSHING GAMES BY YARDAGE (218)

Yds	Att	Player	Opponent	Date
288	23	LaMichael James	@Arizona	9-24-2011
285	26	Onterio Smith	@Washington State	10-27-2001
257	31	LaMichael James	Stanford	10-2-2010
253	23	Jonathan Stewart	South Florida#	12-31-2007
251	32	Jonathan Stewart	@Washington	10-20-2007
249	27	Bobby Moore	Utah	9-18-1971
239	30	LaMichael James	California	10-6-2011
	36	LaMichael James	@USC	10-30-2010
227	14	LaMichael James	Portland State	9-18-2010
	27	Tony Cherry	Stanford	9-21-1985
223	25	Saladin McCullough	Arizona	11-9-1996
219	25	LaMichael James	UCLA##	12-2-2011
	17	Jeremiah Johnson	@Oregon State	11-29-2008
217	39	Reuben Droughns	@Washington State	10-10-1998
215	23	Derek Loville	Idaho State	10-15-1988
214	22	Reuben Droughns	Stanford	9-26-1998
212	15	Jack Morris	@USC	11-16-1957
204	12	LaMichael James	Missouri State	9-17-2011
203	30	Derek Loville	@Arizona State	10-21-1989
202	45	Reuben Droughns	@Arizona	10-23-1999
	17	Reuben Droughns	Michigan State	9-5-1998
197	38	Reuben Droughns	Oregon State	11-20-1999
196	23	Don Reynolds	@Northwestern	10-5-1974
191	21	Bobby Moore	Washington	10-16-1971
189	30	Sean Burwell	Washington State	9-7-1991
188	37	Reuben Droughns	Arizona State	10-30-1999
183	24	LaMichael James	USC	10-31-2009
	25	Bobby Moore	Washington State	10-3-1970
179	31	Don Reynolds	Utah	9-29-1973
178	29	Don Reynolds	California	10-13-1973
177	24	LaMichael James	California	10-15-1994
175	22	Maurice Morris	@Utah State	9-29-2001
173	14	Reggie Ogburn	@Oregon State	11-15-1980
172	23	Terrence Whitehead	Stanford	10-25-2003
	27	Onterio Smith	Arizona State	10-19-2002
	25	Reuben Droughns	@UCLA	10-17-1998
<b>171</b>	<b>31</b>	<b>Kenjon Barner</b>	<b>Arizona State</b>	<b>10-15-2011</b>
170	24	Jeremiah Masoli	UCLA	10-11-2008
168	22	Jonathan Stewart	Stanford	9-2-2006
	38	Bobby Moore	USC	10-24-1970
166	25	LaMichael James	Oregon State	12-3-2009
	22	Terrence Whitehead	@Washington State	10-9-2004
	20	Maurice Morris	Nevada	9-2-2000
165	17	Jonathan Stewart	Fresno State	9-15-2007
	20	Dave Grayson	@Utah	10-1-1960
164	13	Jeremiah Masoli	USC	10-31-2009
163	39	Jonathan Stewart	Oregon State	12-1-2007
161	27	Ricky Whittle	@California	10-14-1995
	36	Bobby Moore	@Washington State	10-30-1971
160	19	Jonathan Stewart	@Stanford	9-22-2007
	30	Ricky Whittle	@Utah	9-2-1995

Yds	Att	Player	Opponent	Date
159	25	LaMichael James	Wisconsin\$\$	1-2-2012
	25	Jonathan Stewart	Washington	11-4-2006
	25	Dick Winn	Idaho	10-30-1965
156	25	LaMichael James	@Washington	11-5-2011
	36	Saladin McCullough	Oregon State	11-22-1997
<b>155</b>	<b>2</b>	<b>De'Anthony Thomas</b>	<b>Wisconsin\$\$</b>	<b>1-2-2012</b>
154	15	LaMichael James	@Washington	10-24-2009
	22	Derek Loville	Long Beach State	9-10-1988
	21	John McKay	@Idaho	10-9-1948
153	14	Sean Burwell	Nevada-Las Vegas	9-26-1992
152	20	LaMichael James	@UCLA	10-10-2009
	27	LaMichael James	Utah	9-19-2009
	25	Onterio Smith	@UCLA	10-12-2002
	36	Onterio Smith	Arizona State	11-3-2001
	31	Maurice Morris	Washington	9-30-2000
	15	Latin Berry	California	9-9-1989
150	22	LaMichael James	Arizona State	11-14-2009
	17	Saladin McCullough	Air Force*	12-20-1997
	29	Bobby Moore	@Stanford	9-25-1971
	18	Rocky Pamplin	@Utah	9-20-1969
149	17	Ngalu Kelemeni	Idaho	9-15-1990
	21	Reggie Brown	Stanford	9-6-1980
<b>147</b>	<b>17</b>	<b>Kenjon Barner</b>	<b>New Mexico</b>	<b>9-4-2010</b>
146	20	LaMichael James	@Stanford	11-12-2011
	28	Saladin McCullough	@Oregon State	11-23-1996
145	28	Onterio Smith	@Arizona	10-5-2002
	26	Saladin McCullough	Fresno State	9-20-1997
	27	Bobby Moore	@USC	10-9-1971
144	23	Jonathan Stewart	Oklahoma	9-16-2006
	19	Sean Burwell	Stanford	10-27-1990
143	28	Tony Cherry	Oregon State	11-23-1985
	34	Tony Cherry	@Washington State	8-31-1985
	17	Reggie Ogburn	@Washington State	10-27-1979
142	24	LaMichael James	Oregon State	11-26-2011
	12	Jonathan Stewart	@Arizona State	9-30-2006
141	15	Dennis Dixon	Houston	9-1-2007
	13	Mel Renfro	Rice	10-13-1962
140	15	Ricky Whittle	Arizona State	11-5-1994
139	37	Maurice Morris	UCLA	9-23-2000
	28	Derek Loville	Washington State	11-15-1986
	26	Reggie Young	Oregon State	11-24-1979
	28	Claxton Welch	Idaho	10-19-1968
138	19	Maurice Morris	@Washington State	10-27-2001
	18	Rick Kane	@California	10-12-1974
	18	Rick Kane	Oregon State	11-24-1973
	30	Claxton Welch	@Washington State	11-4-1967
137	21	Dino Philyaw	California	10-15-1994
	22	Tony Cherry	California	10-19-1985
	18	Bobby Moore	Army	11-14-1970
136	25	LaMichael James	@Washington State	10-9-2010
135	15	Jeremiah Johnson	Stanford	11-8-2008

### 100-YARD RUSHING GAMES BY YARDAGE (216)

Yds	Att	Player	Opponent	Date	Yds	Att	Player	Opponent	Date
134	28	LaMichael James	@Oregon State	12-4-2010	113	15	Andre Crenshaw	@Washington	10-20-2007
	16	LaMichael James	@Tennessee	9-11-2010		18	Saladin McCullough	@USC	10-25-1997
	24	Derek Loville	@Hawaii	12-3-1988		11	Ricky Whittle	@California	10-2-1993
<b>133</b>	<b>15</b>	<b>Kenjon Barner</b>	<b>@Oregon State</b>	<b>12-4-2010</b>		19	Ricky Whittle	Nevada-Las Vegas	9-26-1992
	20	Saladin McCullough	UCLA	10-11-1997		12	Mel Renfro	@Arizona	10-19-1963
132	18	LeGarrette Blount	Utah State	9-6-2008	112	17	LeGarrette Blount	@Oregon State	11-29-2008
	29	Terrence Whitehead	Stanford	11-2-2002	111	7	LeGarrette Blount	UCLA	10-11-2008
131	11	LeGarrette Blount	@Purdue	9-13-2008		15	Jonathan Stewart	@Michigan	9-8-2007
	28	Jonathan Stewart	@Arizona	11-15-2007	111	29	Sean Burwell	@Texas Tech	9-14-1991
	28	Terrence Whitehead	@Stanford	10-23-2004		27	Derek Loville	Oregon State	11-18-1989
	15	Onterio Smith	@Arizona	10-6-2001		29	George Bennett	@Washington State	11-1-1975
	30	Derek Loville	@Washington State	9-17-1988		21	George Bennett	Utah	10-25-1975
	19	Gary Beck	Oregon State	11-19-1977		11	Willie West	USC	10-11-1958
130	19	Ricky Whittle	Pacific	10-7-1995	110	18	Terrence Whitehead	@Oregon State	11-20-2004
129	14	Maurice Morris	@UCLA	11-10-2001		21	Maurice Morris	@Arizona	10-6-2001
	17	Ricky Whittle	California	11-7-1992		18	Reuben Droughns	Nevada	9-18-1999
	20	Sean Burwell	Utah State	10-6-1990		25	Bobby Moore	@Texas	10-2-1971
	23	Derek Loville	@San Diego State	10-1-1988	110	21	Remene Alston Jr.	New Mexico	9-4-2010
	32	George Bennett	Oregon State	11-22-1975	109	13	Cleveland Jones	Washington State	10-15-1960
128	27	Don Reynolds	Arizona State	9-15-1973		17	Cleveland Jones	@Utah	10-1-1960
126	28	LaMichael James	Arizona	11-26-2010	108	21	Reuben Droughns	Texas-El Paso	9-11-1999
	12	Sean Burwell	Idaho	9-15-1990		15	Tony Graziani	Oregon State	11-18-1995
125	18	LaMichael James	@Stanford	11-7-2009		17	Reggie Ogburn	@Colorado	9-8-1979
124	15	Jeremiah Johnson	Washington	8-30-2008	<b>107</b>	<b>11</b>	<b>Kenjon Barner</b>	<b>Washington State</b>	<b>10-29-2011</b>
	14	Terrence Whitehead	UCLA	11-13-2004		28	Ricky Whittle	@Arizona	11-11-1995
	35	Onterio Smith	Fresno State	9-7-2002		24	Bobby Moore	@UCLA	10-10-1970
	28	Onterio Smith	Mississippi State	8-31-2002	106	16	Jeremiah Masoli	Oklahoma State%	12-30-2008
	22	Sean Burwell	Texas Tech	9-19-1992		19	Vince Williams	Texas Christian	9-23-1978
	24	Sean Burwell	@California	11-10-1990		24	Don Reynolds	Oregon State	11-24-1973
	11	Pat Verutti	@Hawaii	11-29-1969	105	19	Vince Williams	@Colorado	9-9-1978
<b>123</b>	<b>15</b>	<b>Kenjon Barner</b>	<b>USC</b>	<b>11-19-2011</b>	104	18	Onterio Smith	Idaho	9-14-2002
	20	LaMichael James	UCLA	10-21-2010		23	Darien Latimer	California	11-16-1996
	23	Reuben Droughns	Washington State	11-6-1999		28	Sean Burwell	Brigham Young	9-29-1990
	12	Saladin McCullough	@Stanford	9-27-1997		19	Reggie Brown	@California	10-11-1980
	27	Dino Philyaw	@USC	10-1-1994		14	Ed Radcliffe	@Wisconsin	9-30-1978
122	21	Terrence Whitehead	@Arizona State	10-8-2005	<b>103</b>	<b>3</b>	<b>Josh Huff</b>	<b>Arizona</b>	<b>11-26-2010</b>
	25	Terrence Whitehead	Washington	10-30-2004		25	Jonathan Stewart	USC	10-4-2007
	4	Mel Renfro	Idaho	9-23-1961		10	Jeremiah Johnson	Arizona	11-18-2006
121	26	LaMichael James	Washington	11-6-2010		23	Derek Loville	Oregon State	11-21-1987
	20	Jonathan Stewart	UCLA	10-14-2006		12	Woodley Lewis	Washington State	10-23-1948
	15	Dave Grayson	@California	10-22-1960	102	15	Maurice Morris	Oregon State	12-1-2001
120	21	Jonathan Stewart	California	9-29-2007		16	Vince Williams	Washington State	10-28-1978
	8	Mel Renfro	Utah	9-29-1962	101	20	Saladin McCullough	Colorado State	9-14-1996
119	12	Jeremiah Johnson	Oklahoma State%	12-30-2008		15	Sean Burwell	California	10-2-1993
	20	Terrence Whitehead	California	11-5-2005		28	Jim Evenson	@Stanford	11-11-1967
	28	Derek Loville	@UCLA	11-11-1989	100	20	Reggie Ogburn	California	10-6-1979
	29	Tony Cherry	Washington	10-5-1985		6	Reggie Young	Washington	9-22-1979
118	21	LaMichael James	California	9-26-2009					
	7	Don Reynolds	Stanford	10-21-1972					
117	15	Darron Thomas	Stanford	10-2-2010					
	19	LaMichael James	@Arizona	11-21-2009					
	20	Jeremiah Johnson	@California	11-1-2008					
	13	Herman Ho-Ching	@Texas-El Paso	9-12-1998					
	18	Latin Berry	Long Beach State	10-28-1989					
	31	Derek Loville	@Oregon State	11-19-1988					
	18	Dwight Robertson	@Stanford	11-10-1979					
<b>115</b>	<b>15</b>	<b>Kenjon Barner</b>	<b>@Colorado</b>	<b>10-22-2011</b>					
	18	Terrence Whitehead	Idaho	9-25-2004					
	21	Onterio Smith	Portland State	9-21-2002					
	28	Saladin McCullough	@Washington	11-8-1997					
	25	Sean Burwell	Arizona State	10-3-1992					
	16	Latin Berry	@Washington State	9-17-1988					
	21	Reggie Brown	@Arizona State	11-22-1980					
	17	George Bell	@Oregon State	11-20-1948					
114	34	Maurice Morris	Arizona	10-21-2000					
	23	Saladin McCullough	Utah	10-18-1997					
	11	John McKay	Santa Barbara	9-18-1948					

OREGON FOOTBALL HISTORY

Name	Year	TC	YG	Net	Avg.	TD	Yds/G
1. Reuben Droughns	1998	112	844	824	7.04	9	164.8
2. LaMichael James	2011	247	1870	1805	7.31	18	150.4
3. LaMichael James	2010	294	1840	1731	5.89	21	144.2
4. Jonathan Stewart	2007	280	1798	1722	6.15	11	132.5
5. Bobby Moore	1971	249	1295	1211	4.86	7	121.1
6. LaMichael James	2009	230	1608	1546	6.72	14	118.9
7. Onterio Smith	2002	244	1169	1141	4.68	12	114.1
8. Reuben Droughns	1999	277	1307	1234	4.45	9	112.2
9. Saladin McCullough	1997	267	1411	1343	5.03	9	111.9
10. Terrence Whitehead	2004	200	1164	1144	5.72	6	104.0

\*Cotton Bowl (Dallas, Texas)    ^Las Vegas Bowl (Las Vegas, Nev.)    \$\$Rose Bowl (Pasadena, Calif.)  
 #Sun Bowl (El Paso, Texas)    %Holiday Bowl (San Diego, Calif.)    \*\*BCS Championship (Glendale, Ariz.)  
 \$Fiesta Bowl (Tempe, Ariz.)    &Seattle Bowl (Seattle, Wash.)    ##Pac-12 Championship (Eugene)

**2011 (13)**

LaMichael James	@Arizona	23-288
LaMichael James	California	30-239
LaMichael James	UCLA##	25-219
LaMichael James	Missouri State	12-204
Kenjon Barner	Arizona State	31-171
LaMichael James	Wisconsin\$\$	25-159
LaMichael James	@Washington	25-156
De'Anthony Thomas	Wisconsin\$\$	2-155
LaMichael James	@Stanford	20-146
LaMichael James	Oregon State	24-142
Kenjon Barner	USC	15-123
Kenjon Barner	@Colorado	10-115
Kenjon Barner	Washington State	11-107

**2010 (14)**

LaMichael James	Stanford	31-257
LaMichael James	@USC	36-239
LaMichael James	Portland State	14-227
Kenjon Barner	New Mexico	17-147
LaMichael James	@Washington State	25-136
LaMichael James	@Oregon State	28-134
LaMichael James	@Tennessee	16-134
Kenjon Barner	@Oregon State	15-133
LaMichael James	Arizona	28-126
LaMichael James	UCLA	20-123
LaMichael James	Washington	26-121
Darron Thomas	Stanford	15-117
Remene Alston Jr.	New Mexico	21-110
Josh Huff	Arizona	3-103

**2009 (10)**

LaMichael James	USC	24-183
LaMichael James	Oregon State	25-166
Jeremiah Masoli	USC	13-164
LaMichael James	@Washington	15-154
LaMichael James	Utah	27-152
LaMichael James	@UCLA	20-152
LaMichael James	Arizona State	22-150
LaMichael James	@Stanford	18-125
LaMichael James	California	21-118
LaMichael James	@Arizona	19-117

**2008 (11)**

Jeremiah Johnson	Washington	15-124
LeGarrette Blount	Utah State	18-132
LeGarrette Blount	@Purdue	11-131
Jeremiah Masoli	UCLA	24-170
LeGarrette Blount	UCLA	7-111
Jeremiah Johnson	@California	20-117
Jeremiah Johnson	Stanford	15-135
Jeremiah Johnson	@Oregon State	17-219
LeGarrette Blount	@Oregon State	17-112
Jeremiah Johnson	Oklahoma State%	12-119
Jeremiah Masoli	Oklahoma State%	16-106

**2007 (11)**

Dennis Dixon	Houston	15-141
Jonathan Stewart	@Michigan	15-111
Jonathan Stewart	Fresno State	17-165
Jonathan Stewart	@Stanford	19-160
Jonathan Stewart	California	21-120
Jonathan Stewart	@Washington	32-251
Andre Crenshaw	@Washington	15-113
Jonathan Stewart	USC	25-103
Jonathan Stewart	@Arizona	28-131
Jonathan Stewart	Oregon State	39-163
Jonathan Stewart	South Florida#	23-253

**100-YARD RUSHING GAMES BY YEAR****2006 (5)**

Jonathan Stewart	Stanford	22-168
Jonathan Stewart	Oklahoma	23-144
Jonathan Stewart	@Arizona State	12-142
Jonathan Stewart	UCLA	20-121
Jonathan Stewart	Washington	25-159

**2005 (2)**

Terrence Whitehead	@Arizona State	21-122
Terrence Whitehead	California	20-199

**2004 (6)**

Terrence Whitehead	@Washington State	22-166
Terrence Whitehead	@Stanford	28-131
Terrence Whitehead	UCLA	14-124
Terrence Whitehead	Washington	25-122
Terrence Whitehead	Idaho	18-115
Terrence Whitehead	Oregon State	18-110

**2003 (1)**

Terrence Whitehead	Stanford	23-172
--------------------	----------	--------

**2002 (8)**

Onterio Smith	Arizona State	27-172
Onterio Smith	@UCLA	25-152
Onterio Smith	@Arizona	28-145
Terrence Whitehead	Stanford	29-132
Onterio Smith	Mississippi State	28-124
Onterio Smith	Fresno State	35-124
Onterio Smith	Portland State	21-115
Onterio Smith	Idaho	18-104

**2001 (8)**

Onterio Smith	@Washington State	26-285
Maurice Morris	@Utah State	22-175
Onterio Smith	Arizona State	36-152
Maurice Morris	@Washington State	19-138
Onterio Smith	@Arizona	15-131
Maurice Morris	@UCLA	14-129
Maurice Morris	@Arizona	21-110
Maurice Morris	Oregon State	15-102

**2000 (4)**

Maurice Morris	Nevada	20-166
Maurice Morris	Washington	31-152
Maurice Morris	UCLA	37-139
Maurice Morris	Arizona	34-114

**1999 (6)**

Reuben Droughns	@Arizona	45-207
Reuben Droughns	Oregon State	38-197
Reuben Droughns	Arizona State	37-188
Reuben Droughns	Washington State	23-123
Reuben Droughns	Nevada	18-110
Reuben Droughns	Texas-El Paso	21-108

**1998 (5)**

Reuben Droughns	@Washington State	39-217
Reuben Droughns	Stanford	22-214
Reuben Droughns	Michigan State	17-202
Reuben Droughns	@UCLA	25-172
Herman Ho-Ching	@Texas-El Paso	13-117

**1997 (8)**

Saladin McCullough	Oregon State	36-156
Saladin McCullough	Air Force**	17-150
Saladin McCullough	Fresno State	26-145
Saladin McCullough	UCLA	20-133
Saladin McCullough	@Stanford	12-123
Saladin McCullough	@Washington	28-115
Saladin McCullough	Utah	23-114
Saladin McCullough	@USC	18-113

**1996 (4)**

Saladin McCullough	Arizona	25-223
Saladin McCullough	@Oregon State	28-146
Darien Latimer	California	23-104
Saladin McCullough	Colorado State	20-101

**1995 (4)**

Ricky Whittle	@California	27-161
Ricky Whittle	@Utah	30-160
Ricky Whittle	Pacific	19-130
Ricky Whittle	@Arizona	28-107

**1994 (4)**

Ricky Whittle	California	24-177
Ricky Whittle	Arizona State	15-140
Dino Philyaw	California	21-137
Dino Philyaw	@USC	27-123

**1993 (2)**

Ricky Whittle	@California	11-113
Sean Burwell	@California	15-101

**1992 (5)**

Sean Burwell	Nevada-Las Vegas	14-153
Ricky Whittle	California	17-129
Sean Burwell	Texas Tech	22-124
Sean Burwell	Arizona State	25-115
Ricky Whittle	Nevada-Las Vegas	19-113

**1991 (2)**

Sean Burwell	Washington State	30-189
Sean Burwell	@Texas Tech	29-111

**1990 (6)**

Ngalu Kelemei	Idaho	17-149
Sean Burwell	Stanford	19-144
Sean Burwell	Utah State	20-129
Sean Burwell	Idaho	12-126
Sean Burwell	@California	24-124
Sean Burwell	Brigham Young	28-104

**1989 (5)**

Derek Loville	@Arizona State	30-203
Latin Berry	California	15-152
Derek Loville	UCLA	28-119
Latin Berry	Long Beach State	18-117
Derek Loville	Oregon State	7-111

**1988 (7)**

Derek Loville	Idaho State	23-215
Derek Loville	Long Beach State	22-154
Derek Loville	@Hawaii	24-134
Derek Loville	@Washington State	30-131
Derek Loville	@San Diego State	23-129
Derek Loville	@Oregon State	31-117
Latin Berry	@Washington State	16-115

**1987 (1)**

Derek Loville	Oregon State	23-103
---------------	--------------	--------

**1986 (1)**

Derek Loville	Washington State	28-139
---------------	------------------	--------

**1985 (5)**

Tony Cherry	Stanford	27-227
Tony Cherry	Oregon State	8-143
Tony Cherry	@Washington State	28-143
Tony Cherry	California	22-137
Tony Cherry	Washington	29-119

## 100-YARD RUSHING GAMES BY YEAR

## 1980 (4)

Reggie Ogburn	@Oregon State	14-173
Reggie Brown	Stanford	21-149
Reggie Brown	@Arizona State	21-115
Reggie Brown	@California	19-104

## 1979 (6)

Reggie Ogburn	@Washington State	17-143
Reggie Young	Oregon State	26-139
Dwight Robertson	@Stanford	18-117
Reggie Ogburn	@Colorado	17-108
Reggie Ogburn	California	20-100
Reggie Young	Washington	6-100

## 1978 (4)

Vince Williams	Texas Christian	19-106
Vince Williams	@Colorado	19-105
Ed Radcliffe	@Wisconsin	14-104
Vince Williams	Washington State	16-102

## 1977 (1)

Gary Beck	Oregon State	19-131
-----------	--------------	--------

## 1975 (3)

George Bennett	Oregon State	32-129
George Bennett	Utah	21-111
George Bennett	@Washington State	29-111

## 1974 (2)

Don Reynolds	@Northwestern	23-196
Rick Kane	@California	18-138

## 1973 (5)

Don Reynolds	Utah	31-179
Don Reynolds	California	29-178
Rick Kane	Oregon State	18-138
Don Reynolds	Arizona State	27-128
Don Reynolds	Oregon State	24-106

## 1972 (1)

Don Reynolds	Stanford	7-118
--------------	----------	-------

## 1971 (6)

Bobby Moore	Utah	27-249
Bobby Moore	Washington	21-191
Bobby Moore	@Washington State	36-161
Bobby Moore	@Stanford	29-150
Bobby Moore	@USC	27-145
Bobby Moore	@Texas	25-110

## 1970 (4)

Bobby Moore	Washington State	25-183
Bobby Moore	USC	38-168
Bobby Moore	Army	18-137
Bobby Moore	@UCLA	24-107

## 1969 (2)

Rocky Pamplin	@Utah	18-150
Pat Verutti	@Hawaii	11-124

## 1968 (1)

Claxton Welch	Idaho	28-139
---------------	-------	--------

## 1967 (2)

Claxton Welch	@Washington State	30-138
Jim Evenson	@Stanford	28-101

## 1965 (1)

Dick Winn	Idaho	25-159
-----------	-------	--------

## 1963 (1)

Mel Renfro	@Arizona	12-113
------------	----------	--------

## 1962 (2)

Mel Renfro	Rice	13-141
Mel Renfro	Utah	8-120

## 1961 (1)

Mel Renfro	Idaho	4-122
------------	-------	-------

## 1960 (4)

Dave Grayson	@Utah	20-165
Dave Grayson	@California	15-121
Cleveland Jones	@Utah	17-109
Cleveland Jones	Washington State	13-109

## 1958 (1)

Willie West	USC	11-111
-------------	-----	--------

## 1957 (1)

Jack Morris	USC	15-212
-------------	-----	--------

## 1948 (4)

John McKay	@Idaho	21-154
George Bell	@Oregon State	17-115
John McKay	UC-Santa Barbara	11-114
Woodley Lewis	Washington State	12-103

\$\$Rose Bowl Game (Pasadena, Calif.); ##Pac-12 Championship (Eugene); #Sun Bowl (El Paso, Texas); \*\*Las Vegas Bowl (Las Vegas, Nev.); %Holiday Bowl (San Diego, Calif.)

## 100-YARD RUSHING DUOS

## @Utah, Oct. 1, 1960

Dave Grayson, 165 yds, 20 att  
Cleveland Jones, 107 yds, 17 att

## St., Nov. 24, 1973

Ricky Kane, 138 yds., 18 att  
Don Reynolds, 106 yds, 24 att

## @Washington St., Sept. 17, 1988

Derek Loville, 131 yds, 30 att  
Latin Berry, 115 yds, 16 att

## Idaho, Sept. 15, 1990

Ngalu Kelemeni, 149 yds, 17 att  
Sean Burwell, 126 yds, 12 att

## UNLV, Sept. 26, 1992

Sean Burwell, 153 yds, 14 att  
Ricky Whittle, 113 yds, 19 att

## California, Oct. 15, 1994

Ricky Whittle, 177 yds, 24 att  
Dino Philyaw, 137 yds, 21 att

## @Arizona, Oct. 6, 2001

Onterio Smith, 131 yds, 15 att  
Maurice Morris, 110 yds, 21 att

## @Washington St., Oct. 27, 2001

Onterio Smith, 285 yds, 26 att  
Maurice Morris, 138 yds, 19 att

## @Washington, Oct. 20, 2007

Jonathan Stewart, 251 yds, 32 att  
Andre Crenshaw, 113 yds, 15 att

## UCLA, Oct. 11, 2008

Jeremiah Masoli, 170 yds, 24 att  
LeGarrette Blount, 111 yds, 7 att

## @Oregon St., Nov. 29, 2008

Jeremiah Johnson, 219 yds, 17 att  
LeGarrette Blount, 112 yds, 17 att

## Oklahoma St., Dec. 30, 2008

Jeremiah Johnson, 119 yds, 12 att  
Jeremiah Masoli, 106 yds, 16 att

## USC, Oct. 31, 2009

LaMichael James, 183 yds, 24 att  
Jeremiah Masoli, 164 yds, 13 att

## New Mexico, Sept. 4, 2010

Kenjon Barner, 147 yds, 17 att  
Remene Alston Jr., 110 yds, 21 att

## Stanford, Oct. 2, 2010

LaMichael James, 257 yds, 31 att  
Darron Thomas, 117 yds, 15 att

## Arizona, Nov. 26, 2010

LaMichael James, 126 yds, 28 att  
Josh Huff, 103 yds, 3 att

## @Oregon State, Dec. 4, 2010

LaMichael James, 134 yds, 28 att  
Kenjon Barner, 133 yds, 13 att

## Wisconsin, Jan. 2, 2012

LaMichael James, 159 yds, 25 att  
DeAnthony Thomas, 155 yds, 2 att

## MULTIPLE 100-YARD RUSHING GAMES

**LaMICHAEL JAMES 26**

Yds	Att	Opponent	Yr
288	23	@Arizona	2011
257	31	Stanford	2010
239	30	California	2011
239	36	@USC	2010
227	14	Portland State	2010
219	25	UCLA##	2011
204	12	Missouri State	2011
183	24	USC	2009
166	25	Oregon State	2009
159	25	Wisconsin\$\$	2011
156	25	@Washington	2011
154	15	@Washington	2009
152	20	@UCLA	2009
152	27	Utah	2009
150	22	Arizona State	2009
146	20	@Stanford	2011
142	24	Oregon State	2011
136	25	@Washington St.	2010
134	28	@Oregon State	2010
134	16	@Tennessee	2010
126	28	Arizona	2010
125	18	@Stanford	2009
123	20	UCLA	2010
121	26	Washington	2010
118	21	California	2009
117	19	@Arizona	2009

**JONATHAN STEWART 14**

Yds	Att	Opponent	Yr
253	23	South Florida#	2007
251	32	@Washington	2007
168	22	Stanford	2006
165	17	Fresno State	2007
163	39	Oregon State	2007
160	19	@Stanford	2007
159	25	Washington	2006
144	23	Oklahoma	2006
142	12	@Arizona State	2006
131	28	@Arizona	2007
121	20	UCLA	2006
120	21	California	2007
111	15	@Michigan	2007
103	25	USC	2007

**SALADIN MCCULLOUGH 11**

Yds	Att	Opponent	Yr
223	25	Arizona	1996
156	36	Oregon St.	1997
150	17	Air Force**	1997
146	28	@Oregon St.	1996
145	26	Fresno St.	1997
133	20	UCLA	1997
123	12	@Stanford	1997
115	28	@Washington	1997
114	23	Utah	1997
113	18	@USC	1997
101	20	Colorado St.	1996

**SEAN BURWELL 11**

Yds	Att	Opponent	Yr
189	30	Washington St.	1991
153	14	UNLV	1992
144	19	Stanford	1990
129	20	Utah St.	1990
126	12	Idaho	1990
124	22	Texas Tech	1992
124	24	@California	1990
115	25	Arizona St.	1992
111	29	@Texas Tech	1991
104	28	Brigham Young	1990
101	15	California	1993

**DEREK LOVILLE 11**

Yds	Att	Opponent	Yr
215	23	Idaho St.	1988
203	30	@Arizona St.	1989
154	22	Long Beach St.	1988
139	28	Washington St.	1986
134	24	@Hawaii	1988
131	30	@Washington St.	1988
129	23	@San Diego St.	1988
119	28	@UCLA	1989
117	31	@Oregon St.	1988
111	27	Oregon St.	1989
103	23	Oregon St.	1987

**TERRENCE WHITEHEAD 10**

Yds	Att	Opponent	Yr
172	23	Stanford	2003
166	22	@Washington St.	2004
132	29	Stanford	2002
131	28	@Stanford	2004
124	14	UCLA	2004
122	21	@Arizona State	2005
122	25	Washington	2004
119	20	California	2005
115	18	Idaho	2004
110	18	Oregon State	2004

**ONTERRIO SMITH 10**

Yds	Att	Opponent	Yr
285	26	@Washington St.	2001
172	27	Arizona State	2002
152	25	@UCLA	2002
152	36	Arizona St.	2001
145	28	@Arizona	2002
131	15	@Arizona	2001
124	35	Fresno State	2002
124	28	Mississippi St.	2002
115	21	Portland State	2002
104	18	Idaho	2002

**REUBEN DROUGHNS 10**

Yds	Att	Opponent	Yr
217	39	@Washington St.	1998
214	22	Stanford	1998
207	45	@Arizona	1999
202	17	Michigan St.	1998
197	38	Oregon St.	1999
188	37	Arizona St.	1999
172	25	@UCLA	1998
123	23	Washington St.	1999
110	18	Nevada	1999
108	21	UTEP	1999

**BOBBY MOORE 10**

Yds	Att	Opponent	Yr
249	27	Utah	1971
191	21	Washington	1971
183	25	Washington St.	1970
168	38	USC	1970
161	36	@Washington St.	1971
150	29	@Stanford	1971
145	27	@USC	1971
137	18	Army	1970
110	25	@Texas	1971
107	24	@UCLA	1970

**MAURICE MORRIS 9**

Yds	Att	Opponent	Yr
175	22	@Utah St.	2001
166	20	Nevada	2000
152	31	Washington	2000
139	37	UCLA	2000

138	19	@Washington St.	2001
129	14	@UCLA	2001
114	34	Arizona	2000
110	21	@Arizona	2001
102	15	Oregon St.	2001

**RICKY WHITTLE 9**

Yds	Att	Opponent	Yr
177	24	California	1994
161	27	@California	1995
160	30	@Utah	1995
140	15	Arizona St.	1994
130	19	Pacific	1995
129	17	California	1992
113	11	@California	1993
113	19	UNLV	1992
107	28	@Arizona	1995

**KENJON BARNER 6**

Yds	Att	Opponent	Yr
171	31	Arizona State	2011
147	17	New Mexico	2010
133	15	@Oregon State	2010
123	15	USC	2011
115	10	@Colorado	2011
107	11	Washington State	2011

**JEREMIAH JOHNSON 6**

Yds	Att	Opponent	Yr
219	17	@Oregon St.	2008
135	15	Stanford	2008
124	15	Washington	2008
119	12	Oklahoma St.%	2008
117	20	California	2008
103	10	Arizona	2006

**DON REYNOLDS 6**

Yds	Att	Opponent	Yr
196	23	@Northwestern	1974
179	31	Utah	1973
178	29	California	1973
128	27	Arizona St.	1973
118	7	Stanford	1972
106	24	Oregon St.	1973

**TONY CHERRY 5**

Yds	Att	Opponent	Yr
227	27	Stanford	1985
143	28	Oregon St.	1985
143	34	@Washington St.	1985
137	22	California	1985
119	29	Washington	1985

**LeGARRETTE BLOUNT 4**

Yds	Att	Opponent	Yr
132	18	Utah State	2008
131	11	@Purdue	2008
112	17	@Oregon State	2008
111	7	UCLA	2008

**REGGIE OGBURN 4**

Yds	Att	Opponent	Yr
173	14	@Oregon St.	1980
143	17	@Washington St.	1979
108	17	@Colorado	1979
100	20	California	1979

**MEL RENFRO 4**

Yds	Att	Opponent	Yr
141	13	Rice	1962
122	4	Idaho	1961
120	8	Utah	1962

113	12	@Arizona	1963
-----	----	----------	------

**JEREMIAH MASOLI 3**

Yds	Att	Opponent	Yr
164	13	USC	2009
170	24	UCLA	2008
106	16	Oklahoma St.%	2008

**LATIN BERRY 3**

Yds	Att	Opponent	Yr
152	15	California	1989
117	18	Long Beach St.	1989
115	16	@Washington St.	1988

**REGGIE BROWN 3**

Yds	Att	Opponent	Yr
149	21	Stanford	1980
115	21	@Arizona St.	1980
104	19	@California	1980

**VINCE WILLIAMS 3**

Yds	Att	Opponent	Yr
106	19	TCU	1978
105	19	@Colorado	1978
102	16	Washington St.	1978

**GEORGE BENNETT 3**

Yds	Att	Opponent	Yr
129	32	Oregon St.	1975
111	21	Utah	1975
111	29	@Washington St.	1975

**DINO PHILYAW 2**

Yds	Att	Opponent	Yr
137	21	California	1994
123	37	@USC	1994

**REGGIE YOUNG 2**

Yds	Att	Opponent	Yr
139	26	Oregon St.	1979
100	6	Washington	1979

**RICK KANE 2**

Yds	Att	Opponent	Yr
138	18	@California	1974
138	18	Oregon St.	1973

**CLAXTON WELCH 2**

Yds	Att	Opponent	Yr
139	28	Idaho	1968
138	30	@Washington St.	1967

**DAVE GRAYSON 2**

Yds	Att	Opponent	Yr
165	20	@Utah	1960
121	15	@California	1960

**CLEVELAND JONES 2**

Yds	Att	Opponent	Yr
109	17	@Utah	1960
109	13	Washington St.	1960

**JOHN MCKAY 2**

Yds	Att	Opponent	Yr
154	21	@Idaho	1948
114	11	Santa Barbara	1948

\$\$Rose Bowl Game (Pasadena, Calif.); ##Pac-12 Championship (Eugene); #Sun Bowl (El Paso, Texas); \*\*Las Vegas Bowl (Las Vegas, Nev.); %Holiday Bowl (San Diego, Calif.)

100-YARD RECEIVING GAMES BY YARDAGE (154)

Yds	Rec	Player	Opponent	Date	Yds	Rec	Player	Opponent	Date
242	9	Tony Hartley	Washington	11-7-1998	121	7	Cristin McLemore	Arizona State	11-5-1994
234	11	Derrick Deadwiler	@California	10-2-1993		6	Joe Reitzug	Tulsa&	12-16-1989
230	11	Cristin McLemore	Stanford	11-13-1993		4	Bob Palm	Washington State	11-2-1974
225	10	Bob Newland	@Illinois	9-19-1970		NA	Darrell Robinson	Colorado	10-15-1949
214	6	Blake Spence	Utah	10-18-1997	120	8	Jaision Williams	@Arizona	11-15-2007
200	16	Samie Parker	Minnesota#	12-31-2003		7	Steve Bunker	Brigham Young	10-2-1965
199	6	Pat Johnson	Oregon State	11-22-1997	119	10	Jeff Maehl	@Washington State	10-9-2010
196	6	Marshaun Tucker	@Wisconsin	9-9-2000		3	Terry Obee	@San Diego State	10-1-1988
180	10	Josh Wilcox	Colorado State	9-14-1996		8	Andy Maurer	Army	11-8-1969
179	8	Pat Johnson	@Stanford	9-27-1997	118	8	Samie Parker	Stanford	10-25-2003
177	9	Jaision Williams	Oklahoma	9-16-2006		6	Marshaun Tucker	California	11-11-2000
	8	Damon Griffin	@Arizona State	9-28-1996		6	Tony Hartley	USC	10-24-1998
176	11	Cristin McLemore	Stanford	9-23-1995		5	Damon Griffin	Stanford	9-26-1998
175	9	Demetrius Williams	Washington State	9-27-2003		8	Pat Johnson	@Nevada	9-13-1997
169	5	Pat Johnson	Air Force**	12-20-1997	117	6	Terence Scott	Washington	8-30-2008
168	6	Demetrius Williams	@Stanford	10-1-2005	116	7	Tony Hartley	USC	9-25-1999
167	4	Damon Griffin	@Washington State	10-10-1998		6	Bobby Moore	Washington	10-25-1969
164	7	Lew Barnes	Washington State	10-27-1984		5	Dick Wilkins	Washington State	10-23-1948
163	9	Jaision Williams	@Washington State	10-21-2006	<b>114</b>	<b>6</b>	<b>De'Anthony Thomas</b>	<b>California</b>	<b>10-6-2011</b>
162	7	Samie Parker	Nevada	9-6-2003		12	Jeff Maehl	@Arizona	11-21-2009
	9	Samie Parker	Colorado*	1-1-2002	113	6	Jordan Kent	@California	10-7-2006
161	9	Samie Parker	Fresno State	9-7-2002		7	Tony Hartley	Minnesota#	12-31-1999
160	6	Samie Parker	@Arizona	10-6-2001		9	Damon Griffin	@UCLA	10-17-1998
158	8	Lavasier Tuinei	Wisconsin\$	1-2-2012		6	William Vincent	@Washington State	10-29-1977
155	9	Cristin McLemore	@Washington	11-4-1995	112	8	Jaision Williams	Portland State	10-28-2006
153	11	Bob Newland	Air Force	11-7-1970		5	Bobby Moore	@Air Force	11-6-1971
	9	Demetrius Williams	Arizona	10-16-2004		NA	John McKay	@Michigan	10-2-1948
152	9	Keenan Howry	Stanford	10-20-2001	111	6	Tony Hartley	@Arizona	10-31-1998
	8	Tim Day	@Washington State	10-9-2004		6	Greg Moser	UCLA	10-31-1981
151	11	Greg Bauer	Stanford	11-13-1976		5	Dick Wilkins	@Washington	11-6-1948
150	7	Jibri Hodge	Nevada	9-7-1996	110	5	Demetrius Williams	@Washington	11-1-2003
148	11	Ed Dickson	California	9-26-2009		7	Jeff Thomason	San Diego State	9-8-1990
	7	Donald Haynes	Colorado+	12-25-1998		3	Wayne Johnson	@California	10-12-1974
147	7	Keenan Howry	USC	10-26-2002		5	Bob Palm	Arizona	9-16-1972
	5	Cristin McLemore	Illinois	9-9-1995	109	4	Dameron Ricketts	Colorado State	9-14-1996
146	8	Damon Griffin	Colorado+	12-25-1998		4	Bobby DeBisschop	@Arizona	11-16-1985
145	8	Jeff Maehl	@USC	10-30-2010		4	Greg Specht	@Army	11-14-1970
	8	Tony Hargain	@Washington	10-14-1989		5	Jerry Barnett	@Washington	10-29-1960
143	8	Bob Palm	Washington	10-27-1973	108	4	Jaision Williams	Washington State	10-13-2007
	6	Bob Newland	Washington State	10-3-1970		3	Demetrius Williams	@Arizona State	10-8-2005
	7	Bob Newland	California	9-12-1970		9	Cristin McLemore	Arizona State	10-28-1995
142	4	Keenan Howry	@Oregon State	11-23-2002		5	Leland Glass	@Texas	10-2-1971
	9	Marshaun Tucker	@Washington State	11-4-2000	107	8	Jeff Maehl	UCLA	10-21-2010
141	4	Steve Bunker	@Utah	9-25-1965		9	Jason Willis	Utah	9-8-2001
139	5	Demetrius Williams	@Arizona	9-13-2003	106	5	Jaision Williams	Arizona State	11-3-2007
	7	Rod Green	Arizona State	10-11-1986		6	Jaision Williams	@Fresno State	9-9-2006
138	6	Jeff Maehl	Oregon State	12-3-2009		4	Tony Hartley	Michigan State	9-5-1998
	11	Marshaun Tucker	@Arizona State	10-28-2000		3	Willy Tate	@Illinois	9-25-1993
137	10	Jaision Williams	@Arizona State	9-30-2006		5	Rod Green	@Oregon State	11-22-1986
	6	Terry Obee	@Arizona	11-12-1988	105	8	David Paulson	Oregon State	11-26-2011
136	8	Cameron Colvin	@Stanford	9-22-2007		4	Brian Paysinger	UCLA	10-14-2006
	7	Joe Reitzug	@Brigham Young	11-4-1989		7	Leland Glass	@UCLA	10-10-1970
135	6	Demetrius Williams	@Mississippi State	8-30-2003		3	Greg Lindsey	Washington State	11-9-1968
	6	Tony Hartley	@Arizona	10-23-1999		7	Ray Palm	@Indiana	11-14-1964
	11	Josh Wilcox	Penn State\$	1-2-1995	104	4	George Wrihster	Arizona State	10-19-2002
133	9	Jeff Maehl	Auburn\$\$	1-10-2011		5	Maurice Morris	Texas%	12-29-2000
	9	Demetrius Williams	@Houston	9-1-2005		4	Blake Spence	@Washington State	9-21-1996
	10	Damon Griffin	@Oregon State	11-21-1998		8	Derrick Deadwiler	Hawaii	9-5-1992
	4	Terry Obee	Washington	10-3-1987		6	Ken Page	Oregon State	11-19-1977
131	7	Bobby Moore	@UCLA	10-10-1970		5	Bobby Moore	@Utah	9-20-1969
	7	Roger Smith	Colorado	9-23-1967		7	Ray Palm	Oregon State	11-20-1965
130	6	Russ Francis	@Air Force	9-22-1973	103	7	Ed Dickson	Washington State	10-3-2009
129	9	Bobby Moore	Army	11-8-1969		7	Ed Dickson	Boise State	9-20-2008
	5	Demetrius Williams	Indiana	9-11-2004		5	Kory Murphy	Montana	9-11-1993
128	8	Samie Parker	@Mississippi State	8-30-2003	102	4	Jaision Williams	@Washington State	9-27-2008
	7	Pat Johnson	@Stanford	11-12-1994		4	Jordan Kent	Oregon State	11-24-2006
	4	Lew Barnes	@Arizona	10-6-1984		5	Pat Johnson	Washington State	10-4-1997
127	9	Blake Spence	Fresno State	9-20-1997		6	Willy Tate	USC	10-9-1993
	9	Greg Specht	@UCLA	9-29-1972		8	Steve Bunker	Washington State	11-7-1964
	5	Steve Bunker	Oregon State	11-20-1965		6	Cleveland Jones	Idaho	9-17-1960
126	9	Keenan Howry	Arizona State	11-3-2001	101	5	Keenan Howry	Idaho	9-16-2000
	8	Keenan Howry	@USC	10-14-2000		3	Donald Haynes	Washington	11-7-1998
	8	Leland Glass	San Jose State	10-23-1971		3	Pat Johnson	@Fresno State	8-31-1996
	12	Demetrius Williams	@Washington State	10-9-2004	100	9	Terrence Whitehead	@Arizona State	10-8-2005
125	8	Terence Scott	Oklahoma State%	12-30-2008		8	Tony Hartley	Oregon State	11-18-1999
	4	Keenan Howry	@Arizona State	10-28-2000		5	Tony Hargain	Tulsa&	12-16-1989
	5	Anthony Jones	@UCLA	11-16-1991					
124	4	Lew Barnes	Houston	9-24-1983					
	9	Willy Tate	@Arizona State	10-16-1993					
123	5	Demetrius Williams	@Arizona	10-22-2005					
	8	Greg Bauer	@Stanford	11-15-1975					
	6	Keenan Howry	@UCLA	10-9-1999					

#Sun Bowl (El Paso, Texas); \*Fiesta Bowl (Tempe, Ariz.); %Holiday Bowl (San Diego, Calif.); +Aloha Bowl (Honolulu, Hawaii); \*\*Las Vegas Bowl (Las Vegas, Nev.); \$Rose Bowl (Pasadena, Calif.); &Independence Bowl (Shreveport, La.); \$SBCS National Championship (Glendale, Ariz.)

**2011 (3)**

Lavasier Tuinei Wisconsin\$ 8-158  
De'Anthony Thomas California 6-114  
David Paulson Oregon State 8-105

**2010 (4)**

Jeff Maehl @USC 8-145  
Jeff Maehl Auburn\$\$ 9-133  
Jeff Maehl @Washington State 10-119  
Jeff Maehl UCLA 8-107

**2009 (4)**

Ed Dickson California 11-148  
Jeff Maehl Oregon State 6-138  
Jeff Maehl @Arizona 12-114  
Ed Dickson Washington State 7-103

**2008 (4)**

Terence Scott Oklahoma State% 8-125  
Terence Scott Washington 6-117  
Ed Dickson Boise State 7-103  
Jaison Williams @Washington State 4-102

**2007 (5)**

Cameron Colvin @Stanford 8-136  
Jaison Williams @Arizona 8-120  
Jaison Williams @Stanford 7-113  
Jaison Williams Washington State 4-108  
Jaison Williams Arizona State 5-106

**2006 (8)**

Jaison Williams Oklahoma 9-177  
Jaison Williams @Washington State 9-163  
Jaison Williams @Arizona State 10-137  
Jordan Kent @California 6-113  
Jaison Williams Portland State 8-112  
Jaison Williams @Fresno State 6-106  
Brian Paysinger UCLA 4-105  
Jordan Kent @Oregon State 4-102

**2005 (5)**

Demetrius Williams @Stanford 6-168  
Demetrius Williams @Houston 9-133  
Demetrius Williams @Arizona 5-123  
Demetrius Williams @Arizona State 3-108  
Terrence Whitehead @Arizona State 9-100

**2004 (4)**

Demetrius Williams Arizona 9-153  
Tim Day @Washington State 8-152  
Demetrius Williams Indiana 5-129  
Demetrius Williams @Washington State 12-126

**2003 (8)**

Samie Parker Minnesota# 16-200  
Demetrius Williams Washington State 9-178  
Samie Parker Nevada 7-162  
Demetrius Williams @Arizona 5-139  
Demetrius Williams @Mississippi State 6-135  
Samie Parker @Mississippi State 8-128  
Samie Parker Stanford 8-118  
Demetrius Williams @Washington 5-110

**2002 (4)**

Samie Parker Fresno State 9-161  
Keenan Howry USC 7-147  
Keenan Howry @Oregon State 4-142  
George Wrihster Arizona State 4-104

**2001 (5)**

Samie Parker Colorado\* 9-162  
Samie Parker @Arizona 6-160  
Keenan Howry Stanford 9-152  
Keenan Howry Arizona State 9-126  
Jason Willis Utah 9-107

**2000 (8)**

Marshaun Tucker @Wisconsin 6-196  
Marshaun Tucker @Washington State 9-142  
Marshaun Tucker @Arizona State 11-138  
Keenan Howry @USC 8-126  
Keenan Howry @Arizona State 4-125  
Marshaun Tucker California 6-118  
Maurice Morris Texas% 5-104  
Keenan Howry Idaho 5-101

**100-YARD RECEIVING GAMES BY YEAR****1999 (5)**

Tony Hartley @Arizona 6-135  
Keenan Howry @UCLA 6-123  
Tony Hartley USC 7-116  
Tony Hartley Minnesota# 7-113  
Tony Hartley Oregon State 8-100

**1998 (11)**

Tony Hartley Washington 9-242  
Damon Griffin @Washington State 4-167  
Donald Haynes Colorado+ 7-148  
Damon Griffin Colorado+ 8-146  
Damon Griffin @Oregon State 10-133  
Damon Griffin Stanford 5-118  
Tony Hartley USC 6-118  
Damon Griffin @UCLA 9-113  
Tony Hartley @Arizona 6-111  
Tony Hartley Michigan State 4-106  
Donald Haynes Washington 3-101

**1997 (7)**

Blake Spence Utah 6-214  
Pat Johnson Oregon State 6-199  
Pat Johnson @Stanford 8-179  
Pat Johnson Air Force\*\* 5-169  
Blake Spence Fresno State 9-127  
Pat Johnson @Nevada 8-118  
Pat Johnson Washington State 5-102

**1996 (6)**

Josh Wilcox Colorado State 10-180  
Damon Griffin @Arizona State 8-177  
Jibri Hodge Nevada 7-150  
Dameron Ricketts Colorado State 4-109  
Blake Spence @Washington State 4-104  
Pat Johnson @Fresno State 3-101

**1995 (4)**

Cristin McLemore Stanford 11-176  
Cristin McLemore @Washington 9-155  
Cristin McLemore Illinois 5-147  
Cristin McLemore Arizona State 9-108

**1994 (3)**

Josh Wilcox Penn State\$ 11-135  
Pat Johnson @Stanford 7-128  
Cristin McLemore Arizona State 7-121

**1993 (6)**

Derrick Deadwiler @California 11-243  
Cristin McLemore Stanford 11-230  
Willy Tate @Arizona State 9-124  
Willy Tate @Illinois 3-106  
Kory Murphy Montana 5-103  
Willy Tate USC 6-102

**1992 (1)**

Derrick Deadwiler Hawaii 8-104

**1991 (1)**

Anthony Jones @UCLA 5-125

**1990 (1)**

Jeff Thomason San Diego State 7-110

**1989 (4)**

Tony Hargain @Washington 8-145  
Joe Reitzug @Brigham Young 7-136  
Joe Reitzug Tulsa& 6-121  
Tony Hargain Tulsa& 5-100

**1988 (2)**

Terry Obee @Arizona 6-137  
Terry Obee @San Diego State 3-119

**1987 (1)**

Terry Obee Washington 4-133

**1986 (2)**

Rod Green Arizona State 7-139  
Rod Green @Oregon State 5-106

**1985 (1)**

Bobby DeBisschop @Arizona 4-109

**1984 (2)**

Lew Barnes Washington State 7-164  
Lew Barnes @Arizona 4-128

**1983 (1)**

Lew Barnes Houston 4-124

**1981 (1)**

Greg Moser UCLA 6-111

**1977 (2)**

William Vincent @Washington State 6-113  
Ken Page Oregon State 6-104

**1976 (1)**

Greg Bauer Stanford 11-151

**1975 (1)**

Greg Bauer @Stanford 8-123

**1974 (2)**

Bob Palm Washington State 4-121  
Wayne Johnson @California 3-110

**1973 (2)**

Bob Palm Washington 8-143  
Russ Francis @Air Force 6-130

**1972 (2)**

Greg Specht @UCLA 9-127  
Bob Palm Arizona 5-110

**1971 (3)**

Leland Glass San Jose State 8-126  
Bobby Moore @Air Force 5-112  
Leland Glass @Texas 5-108

**1970 (7)**

Bob Newland @Illinois 10-225  
Bob Newland Air Force 11-153  
Bob Newland California 7-143  
Bob Newland Washington State 6-143  
Bobby Moore @UCLA 7-131  
Greg Specht @Army 4-109  
Leland Glass @UCLA 7-105

**1969 (4)**

Bobby Moore Army 9-129  
Andy Maurer Army 8-119  
Bobby Moore Washington 6-116  
Bobby Moore @Utah 5-104

**1968 (1)**

Greg Lindsey Washington State 3-105

**1967 (1)**

Roger Smith Colorado 7-131

**1965 (4)**

Steve Bunker @Utah 4-141  
Steve Bunker Oregon State 5-127  
Steve Bunker Brigham Young 7-120  
Ray Palm Oregon State 7-104

**1964 (2)**

Ray Palm @Indiana 7-105  
Steve Bunker Washington State 8-102

**1960 (2)**

Jerry Barnett @Washington 5-109  
Cleveland Jones Idaho 6-102

**1949 (1)**

Darrell Robinson Colorado NA-121

**1948 (3)**

Dick Wilkins Washington State 5-116  
John McKay @Michigan NA-112  
Dick Wilkins @Washington 5-111

#Sun Bowl (El Paso, Texas); \*Fiesta Bowl (Tempe, Ariz.); %Holiday Bowl (San Diego, Calif.); +Aloha Bowl (Honolulu, Hawaii); \*\*Las Vegas Bowl (Las Vegas, Nev.); \$Rose Bowl (Pasadena, Calif.); &Independence Bowl (Shreveport, La.); \$\$\$BCS National Championship (Glendale, Ariz.)

**MULTIPLE 100-YARD RECEIVING GAMES**

**DEMETRIUS WILLIAMS 11**

Yds	Rec	Opponent	Yr
175	9	Washington St.	2003
168	6	@Stanford	2005
153	9	Arizona	2004
139	5	@Arizona	2003
135	6	@Mississippi St.	2003
133	9	@Houston	2005
129	5	Indiana	2004
126	12	@Washington St.	2004
123	5	@Arizona	2005
110	5	@Washington	2003
108	3	@Arizona State	2005

**JAISON WILLIAMS 10**

Yds	Rec	Opponent	Yr
177	9	Oklahoma	2006
163	9	@Washinton St.	2006
137	10	@Arizona State	2006
120	8	@Arizona	2007
113	7	@Stanford	2007
112	8	Portland State	2006
108	4	Washington State	2007
106	5	Arizona State	2007
106	6	Fresno State	2006
102	4	@Washington St.	2008

**KEENAN HOWRY 8**

Yds	Rec	Opponent	Yr
152	9	Stanford	2001
147	7	USC	2002
142	4	@Oregon State	2002
126	9	Arizona State	2001
126	8	@USC	2000
125	4	@Arizona State	2000
123	6	@UCLA	1999
101	5	Idaho	2000

**TONY HARTLEY 8**

Yds	Rec	Opponent	Yr
242	9	Washington	1998
135	6	@Arizona	1999
118	6	USC	1998
116	7	USC	1999
113	7	Minnesota#	1999
111	6	@Arizona	1998
106	4	Michigan State	1998
100	8	Oregon State	1999

**SAMIE PARKER 7**

Yds	Rec	Opponent	Yr
200	16	Minnesota#	2003
162	7	Nevada	2003
162	9	Colorado*	2001
161	9	Fresno State	2002
160	6	@Arizona	2001
128	8	@Mississippi St.	2003
118	8	Stanford	2003

**PAT JOHNSON 7**

Yds	Rec	Opponent	Yr
199	6	Oregon State	1997
179	8	@Stanford	1997
169	5	Air Force**	1997
128	7	@Stanford	1994
118	8	@Nevada	1997
102	5	Washington St.	1997
101	3	@Fresno State	1996

**JEFF MAEHL 6**

Yds	Rec	Opponent	Yr
145	8	@USC	2010
138	6	Oregon State	2009
133	9	Auburn\$\$	2010
119	10	@Washington St.	2010
114	12	@Arizona	2009
107	8	UCLA	2010

**DAMON GRIFFIN 6**

Yds	Rec	Opponent	Yr
177	8	@Arizona State	1996
167	4	@Washington St.	1998
146	8	Colorado+	1998
133	10	@Oregon State	1998
118	5	Stanford	1998
113	9	@UCLA	1998

**CRISTIN MCLEMORE 6**

Yds	Rec	Opponent	Yr
230	11	Stanford	1993
176	11	Stanford	1995
155	9	@Washington	1995
147	5	Illinois	1995
121	7	Arizona State	1994
108	9	Arizona State	1995

**BOBBY MOORE 5**

Yds	Rec	Opponent	Yr
131	7	@UCLA	1970
129	9	Army	1969
116	6	Washington	1969
112	5	@Air Force	1971
104	5	@Utah	1969

**MARSHAUN TUCKER 4**

Yds	Rec	Opponent	Yr
196	6	@Wisconsin	2000
142	9	@Washington St.	2000
138	11	@Arizona State	2000
118	6	California	2000

**BOB NEWLAND 4**

Yds	Rec	Opponent	Yr
225	10	@Illinois	1970
153	11	Air Force	1970
143	7	California	1970
143	6	Washington St.	1970

**STEVE BUNKER 4**

Yds	Rec	Opponent	Yr
141	4	@Utah	1965
127	5	Oregon State	1965
120	7	BYU	1965
102	8	Washington St.	1964

**ED DICKSON 3**

Yds	Rec	Opponent	Yr
148	11	California	2009
103	7	Washington St.	2009
103	7	Boise State	2008

**BLAKE SPENCE 3**

Yds	Rec	Opponent	Yr
214	6	Utah	1997
127	9	Fresno State	1997
104	4	@Washington St.	1996

**WILLY TATE 3**

Yds	Rec	Opponent	Yr
124	9	@Arizona State	1993
106	3	@Illinois	1993
102	6	USC	1993

**TERRY OBBE 3**

Yds	Rec	Opponent	Yr
137	6	@Arizona	1988
133	4	Washington	1987
119	3	@San Diego St.	1988

**LEW BARNES 3**

Yds	Rec	Opponent	Yr
164	7	Washington St.	1984
128	4	@Arizona	1984
124	4	Houston	1983

**BOB PALM 3**

Yds	Rec	Opponent	Yr
143	8	Washington	1973
121	4	Washington St.	1974
110	5	Arizona	1972

**LELAND GLASS 3**

Yds	Rec	Opponent	Yr
126	8	San Jose State	1971
108	5	@Texas	1971
105	7	@UCLA	1970

**JORDAN KENT 2**

Yds	Rec	Opponent	Yr
113	6	@California	2006
102	4	@Oregon State	2006

**DONALD HAYNES 2**

Yds	Rec	Opponent	Yr
148	7	Colorado+	1998
101	3	Washington	1998

**JOSH WILCOX 2**

Yds	Rec	Opponent	Yr
180	10	Colorado State	1996
135	11	Penn State\$	1994

**DERRICK DEADWILER 2**

Yds	Rec	Opponent	Yr
234	11	@California	1993
104	8	Hawaii	1992

**TONY HARGAIN 2**

Yds	Rec	Opponent	Yr
145	8	@Washington	1989
100	5	Tulsa&	1989

**JOE REITZUG 2**

Yds	Rec	Opponent	Yr
136	7	@BYU	1989
121	6	Tulsa&	1989

**ROD GREEN 2**

Yds	Rec	Opponent	Yr
139	7	Arizona State	1986
106	5	@Oregon State	1986

**GREG BAUER 2**

Yds	Rec	Opponent	Yr
151	11	Stanford	1976
123	8	@Stanford	1975

**GREG SPECHT 2**

Yds	Rec	Opponent	Yr
127	9	@UCLA	1972
109	4	@Army	1970

**SINGLE-GAME  
100-YARD DUOS**

**Oregon St., Nov. 20, 1965**  
Steve Bunker, 127 yds, 5 rec  
Ray Palm, 104 yds, 7 rec

**Army, Nov. 8, 1969**  
Bobby Moore, 129 yds, 9 rec  
Andy Maurer, 119 yds, 8 rec

**@UCLA, Oct. 10, 1970**  
Bobby Moore, 131 yds, 7 rec  
Leland Glass, 105 yds, 7 rec

**Tulsa&, Dec. 16, 1989**  
Joe Reitzug, 121 yds, 6 rec  
Tony Hargain, 100 yds, 5 rec

**Colorado St., Sept. 14, 1996**  
Josh Wilcox, 180 yds, 10 rec  
Dameron Ricketts, 109 yds, 4 rec

**Washington, Nov. 7, 1998**  
Tony Hartley, 242 yds, 9 rec  
Donald Haynes, 101 yds, 3 rec

**Colorado+, Dec. 25, 1998**  
Donald Haynes, 148 yds, 7 rec  
Damon Griffin, 146 yds, 8 rec

**@Arizona St., Oct. 28, 2000**  
Marshaun Tucker, 138 yds, 11 rec  
Keenan Howry, 125 yds, 4 rec

**@Mississippi St., Aug. 30, 2003**  
Demetrius Williams, 135 yds, 6 rec  
Samie Parker, 128 yds, 8 rec

**@Washington St., Oct. 9, 2004**  
Tim Day, 152 yds, 8 rec  
Demetrius Williams, 126 yds, 12 rec

**@Arizona State, Oct. 8, 2005**  
Demetrius Williams, 108 yds, 3 rec  
Terrence Whitehead, 100 yds, 9 rec

**@Stanford, Sept. 22, 2007**  
Cameron Colvin, 136 yds, 8 rec  
Jaison Williams, 113 yds, 7 rec

**RAY PALM 2**

Yds	Rec	Opponent	Yr
105	7	@Indiana	1964
104	7	Oregon State	1965

**DICK WILKINS 2**

Yds	Rec	Opponent	Yr
116	5	Washington St.	1948
111	5	@Washington	1948

#Sun Bowl (El Paso, Texas); \*Fiesta Bowl (Tempe, Ariz.); %Holiday Bowl (San Diego, Calif.); +Aloha Bowl (Honolulu, Hawaii); \*\*Las Vegas Bowl (Las Vegas, Nev.); \$Rose Bowl (Pasadena, Calif.); &In-dependence Bowl (Shreveport, La.); BCS National Championship (Glendale, Ariz.)

## 250-YARD PASSING GAMES BY YARDAGE

Yds	C-A-TD	Player	Opponent	Date	Yds	C-A-TD	Player	Opponent	Date
489	26-44-2	Bill Musgrave	@Brigham Young	11-4-1989	286	23-37-3	Bill Musgrave	Brigham Young	9-29-1990
468	29-56-3	Ryan Perry-Smith	@Arizona State	9-28-1996	285	21-46-0	Brett Salisbury	@UCLA	11-16-1991
456	41-61-2	Danny O'Neil	Penn State\$	1-2-1995	284	26-47-3	Jeremiah Masoli	@Arizona	11-21-2009
	24-46-2	Akili Smith	Colorado+	12-25-1998	282	22-37-0	Tony Graziani	@Washington	11-4-1995
443	31-46-3	Bill Musgrave	San Diego State	9-8-1990		17-23-2	Bill Musgrave	Washington	10-3-1987
442	19-32-3	Akili Smith	Washington	11-7-1998	280	15-22-3	Akili Smith	@Washington State	10-10-1998
437	36-55-3	Kellen Clemens	@Washington State	10-9-2004	279	15-24-3	Joey Harrington	@Arizona	10-6-2001
434	26-43-6	Joey Harrington	@Arizona State	10-28-2000	278	20-39-2	Kellen Clemens	@Arizona State	10-8-2005
430	35-55-4	Akili Smith	@Oregon State	11-21-1998	277	22-47-2	Joey Harrington	Wisconsin	9-1-2001
425	36-48-4	Kellen Clemens	Washington	10-15-2005		22-46-1	Jack Henderson	Stanford	11-13-1976
397	21-30-4	Akili Smith	Arizona State	11-14-1998	276	19-41-1	Tony Graziani	Washington	10-26-1996
396	28-43-4	Dan Fouts	Air Force	11-7-1970		18-36-0	Herb Singleton	@USC	10-20-1973
395	27-46-2	Ryan Perry-Smith	Colorado State	9-14-1996	275	24-40-2	Kellen Clemens	Montana	9-10-2005
393	22-29-3	Kellen Clemens	@Stanford	10-1-2005		22-33-0	Kellen Clemens	@Stanford	10-23-2004
392	29-47-3	Bill Musgrave	Colorado State**^	12-29-1990		23-39-3	A.J. Feeley	USC	9-25-1999
386	31-44-4	Danny O'Neil	Stanford	11-13-1993	274	11-17-3	Jeremiah Masoli	@Oregon State	11-29-2008
382	28-42-4	Joey Harrington	@USC	10-14-2000		25-42-1	Brady Leaf	@Oregon State	11-24-2006
376	33-48-2	Chris Miller	@USC	10-4-1986	273	19-30-2	Joey Harrington	Texas^	12-29-2000
374	28-37-4	Dennis Dixon	@Stanford	9-22-2007	271	20-33-2	Dan Fouts	Arizona	9-16-1972
371	24-32-1	A.J. Feeley	@Washington	10-2-1999		27-51-1	Dan Fouts	Stanford	9-26-1970
369	20-36-3	Jason Maas	Utah	10-18-1997	270	22-41-3	Joey Harrington	Stanford	10-20-2001
368	26-37-4	Chris Miller	@San Diego State	10-26-1985	269	21-37-0	Chris Miller	Arizona State	10-11-1986
364	25-41-4	Danny O'Neil	@Arizona State	10-16-1993		16-28-1	Danny O'Neil	@Illinois	9-25-1993
363	27-40-2	Darron Thomas	Auburn\$\$	1-10-2011	268	17-23-3	Darron Thomas	Wisconsin\$	1-2-2012
	32-42-2	Kellen Clemens	Minnesota#	12-31-2003	267	19-38-1	Bill Musgrave	Oregon State	11-18-1989
362	22-49-1	Joey Harrington	@Wisconsin	9-9-2000	266	20-33-2	Chris Miller	Stanford	9-21-1985
357	18-29-4	Akili Smith	Stanford	9-26-1998		15-25-4	Akili Smith	Michigan State	9-5-1998
350	28-42-4	Joey Harrington	Colorado*	1-1-2002	265	23-35-1	Darron Thomas	USC	11-19-2011
348	30-47-2	Kellen Clemens	@Houston	9-1-2005		17-25-1	Jack Henderson	@Georgia	9-10-1977
347	29-42-2	Bill Musgrave	Washington State	10-7-1989	264	21-38-1	Tom Blanchard	California	9-12-1970
343	27-49-2	A.J. Feeley	@Michigan State	9-2-1999		16-27-5	Jason Maas	@Stanford	9-27-1997
341	26-41-2	Dennis Dixon	Oklahoma	9-16-2006	263	20-35-2	Dennis Dixon	@California	10-7-2006
340	27-55-1	Tony Graziani	Arizona State	10-28-1995		20-27-3	Bill Musgrave	@Iowa	9-16-1989
339	21-37-6	Danny O'Neil	@Stanford	11-12-1994	262	16-27-2	Brady Leaf	Washington State	10-21-2006
336	21-30-1	Kellen Clemens	Arizona	10-16-2004		28-42-0	Chris Miller	Colorado	9-13-1986
	20-45-2	Jason Fife	USC	9-14-2002		22-32-0	Tom Blanchard	Army	11-8-1969
334	21-37-3	Jeremiah Masoli	@Stanford	11-7-2009	261	17-24-2	Joey Harrington	@Utah State	9-29-2001
333	24-46-0	Joey Harrington	@Oregon State	11-18-2000	260	19-33-1	Darron Thomas	@Arizona State	9-25-2010
332	28-38-4	Kellen Clemens	Fresno State	9-17-2005	259	21-37-3	Chris Miller	@Washington State	8-31-1985
327	19-27-2	Danny O'Neil	Washington State	10-30-1993	258	18-32-1	Jeremiah Masoli	Oklahoma State^	12-30-2008
322	23-49-2	Tony Graziani	@Utah	9-2-1995		22-41-2	Bill Musgrave	@Arizona	9-22-1990
320	23-39-2	Bill Musgrave	Tulsa***	12-16-1989	257	21-27-2	Chris Miller	@Oregon State	11-22-1986
319	19-32-6	Joey Harrington	Arizona State	11-3-2001	256	19-34-2	Ryan Perry-Smith	California	11-16-1996
317	24-44-3	Kellen Clemens	Indiana	9-11-2004	255	19-35-2	Tony Graziani	@UCLA	9-16-1995
316	19-32-3	Tony Graziani	@Fresno State	8-31-1996		20-33-2	Jason Maas	@Nevada	9-13-1997
	21-28-3	Danny O'Neil	Montana	9-11-1993	254	20-36-3	Jason Fife	Stanford	11-2-2002
314	21-34-2	Danny O'Neil	@Colorado State	9-4-1993		16-32-1	Tony Graziani	@Stanford	10-12-1996
313	20-47-2	A.J. Feeley	@UCLA	10-9-1999	253	21-25-3	Jeremiah Masoli	California	9-26-2009
	17-33-3	Danny O'Neil	@California	10-2-1993		19-27-2	Dan Fouts	San Jose State	11-11-1972
312	26-40-1	Danny O'Neil	Hawaii	9-5-1992		16-23-1	Danny O'Neil	@Arizona	11-6-1993
308	22-31-0	Darron Thomas	UCLA	10-21-2010		17-27-3	Harvey Winn	@USC	10-9-1971
305	27-40-4	Darron Thomas	Oregon State	11-26-2011	252	20-35-1	Joey Harrington	California	11-11-2000
306	31-44-1	Dennis Dixon	California	9-29-2007		12-21-2	Tom Travato	Utah	9-24-1965
303	19-34-1	Jason Fife	Fresno State	9-7-2002	250	17-21-4	Dan Fouts	Idaho	10-17-1970
302	22-44-0	Bill Musgrave	@Washington	10-13-1990		21-40-2	Bill Musgrave	@Washington	10-14-1989
298	21-26-2	Jeremiah Masoli	Arizona	11-15-2008					
	16-28-1	Chris Miller	@Arizona	11-16-1985					
297	20-35-2	Chris Miller	Washington State	11-15-1986					
	24-36-1	Danny O'Neil	USC	10-9-1993					
296	25-47-2	Dan Fouts	@UCLA	9-29-1972					
295	13-19-6	Darron Thomas	Nevada	9-10-2011					
	17-33-1	Akili Smith	Texas-El Paso#	9-12-1998					
292	26-50-2	Tony Graziani	Stanford	9-23-1995					
	19-35-4	Danny O'Neil	@Texas Tech	9-14-1991					
	16-25-3	Dennis Dixon	@Michigan	9-8-2007					
291	21-46-3	Ryan Perry-Smith	@Washington State	9-21-1996					
288	19-32-1	Darron Thomas	@USC	10-30-2010					
	21-32-3	Jason Fife	Arizona State	10-19-2002					
287	16-31-1	Tony Graziani	@USC	10-1-1994					
	22-33-3	Bill Musgrave	USC	10-10-1987					
	21-28-3	Dennis Dixon	Washington State	10-13-2007					

\$\$ BCS Championship Game (Glendale, Ariz.)

\$ Rose Bowl (Pasadena, Calif.)

# Sun Bowl (El Paso, Texas)

\* Fiesta Bowl (Tempe, Ariz.)

^ Holiday Bowl (San Diego, Calif.)

+ Aloha Bowl (Honolulu, Hawaii)

\*\*\*^ Freedom Bowl (Anaheim, Calif.)

\*\*\* Independence Bowl (Shreveport, La.)

## OREGON'S 300-YARD PASSERS

<b>DANNY O'NEIL</b> 9			
Yds	C-A-TD	Opponent	Date
456	41-61-2	Penn State\$	1-02-1995
386	31-44-4	Stanford	11-13-1993
364	25-41-4	@Arizona State	10-16-1993
339	21-37-6	@Stanford	11-12-1994
327	19-27-2	Washington State	10-30-1993
316	21-28-3	Montana	9-11-1993
314	21-34-2	@Colorado State	9-04-1993
313	17-33-3	@California	10-02-1993
312	26-40-1	Hawaii	9-05-1992

<b>KELLEN CLEMENS</b> 8			
Yds	C-A-TD	Opponent	Date
437	36-55-3	@Washington State	10-09-2004
425	36-48-4	Washington	10-15-2005
393	22-29-3	@Stanford	10-01-2005
363	32-42-2	Minnesota#	12-31-2003
348	30-47-2	@Houston	9-01-2005
336	21-30-1	Arizona	10-16-2004
332	28-38-4	Fresno State	9-17-2005
317	24-44-3	Indiana	9-11-2004

<b>JOEY HARRINGTON</b> 6			
Yds	C-A-TD	Opponent	Date
434	26-43-6	@Arizona State	10-28-2000
382	28-42-4	@USC	10-14-2000
362	22-49-1	@Wisconsin	9-09-2000
350	28-42-4	Colorado*	1-01-2002
333	24-46-0	@Oregon State	11-18-2000
319	19-32-6	Arizona State	11-03-2001

<b>BILL MUSGRAVE</b> 6			
Yds	C-A-TD	Opponent	Date
489	26-44-2	@Brigham Young	11-04-1989
443	31-46-3	San Diego State	9-08-1990
392	29-47-3	Colorado State**^	12-29-1990
347	29-42-2	Washington State	10-07-1989
320	23-39-2	Tulsa***	12-16-1989
302	22-44-0	@Washington	10-13-1990

<b>AKILI SMITH</b> 5			
Yds	C-A-TD	Opponent	Date
456	24-46-2	Colorado+	12-25-1998
442	19-32-3	Washington	11-07-1998
430	35-55-4	@Oregon State	11-21-1998
397	21-30-4	Arizona State	11-14-1998
357	18-29-4	Stanford	9-26-1998

<b>DENNIS DIXON</b> 3			
Yds	C-A-TD	Opponent	Date
374	28-37-4	Stanford	9-22-2007
341	26-41-2	Oklahoma	9-16-2006
306	31-44-1	California	9-29-2007

<b>A.J. FEELEY</b> 3			
Yds	C-A-TD	Opponent	Date
371	24-32-1	@Washington	10-02-1999
343	27-49-2	@Michigan State	9-02-1999
313	20-47-2	@UCLA	10-09-1999

<b>TONY GRAZIANI</b> 3			
Yds	C-A-TD	Opponent	Date
340	27-55-1	Arizona State	10-28-1995
322	23-49-2	@Utah	9-02-1995
316	19-32-3	@Fresno State	8-31-1996

<b>DARRON THOMAS</b> 3			
Yds	C-A-TD	Opponent	Date
363	27-40-2	Auburn\$\$	1-10-2011
308	22-31-3	UCLA	10-21-2010
305	27-40-4	Oregon State	11-26-2011

<b>JASON FIFE</b> 2			
Yds	C-A-TD	Opponent	Date
336	20-45-2	USC	9-14-2002
303	19-34-1	Fresno State	9-07-2002

<b>RYAN PERRY-SMITH</b> 2			
Yds	C-A-TD	Opponent	Date
468	29-56-3	@Arizona State	9-28-1996
395	27-46-2	Colorado State	9-14-1996

<b>CHRIS MILLER</b> 2			
Yds	C-A-TD	Opponent	Date
376	33-48-2	@USC	10-04-1986
368	26-37-4	@San Diego State	10-26-1985

<b>JEREMIAH MASOLI</b> 1			
Yds	C-A-TD	Opponent	Date
334	21-37-3	@Stanford	11-07-2009

<b>JASON MAAS</b> 1			
Yds	C-A-TD	Opponent	Date
369	20-36-3	Utah	10-18-1997

<b>DAN FOUTS</b> 1			
Yds	C-A-TD	Opponent	Date
396	28-43-4	Air Force	11-07-1970

\$\$ BCS Championship Game (Glendale, Ariz.)  
 \$ Rose Bowl (Pasadena, Calif.)  
 # Sun Bowl (El Paso, Texas)  
 \* Fiesta Bowl (Tempe, Ariz.)  
 ^ Holiday Bowl (San Diego, Calif.)  
 + Aloha Bowl (Honolulu, Hawaii)  
 \*\*^ Freedom Bowl (Anaheim, Calif.)  
 \*\*\* Independence Bowl (Shreveport, La.)



Kellen Clemens (2003-05) is one of only three Oregon quarterbacks with multiple 400-yard passing games.

NATIONAL FOOTBALL FOUNDATION AND COLLEGE HALL OF FAME



**J.W. Beckett**  
HB-T • 1913-1916



**Hugo Bezdek**  
HC • 1906, 1913-17



**John Kitzmiller**  
HB • 1928-30



**Norm Van Brocklin**  
QB • 1947-48



**Len Casanova**  
HC • 1951-66



**Mel Renfro**  
HB • 1961-63



**Bobby Moore**  
RB/WR • 1969-71



HOFer	Enshrined
J.W. Beckett	1972
Hugo Bezdek	1954
Len Casanova	1977
John Kitzmiller	1969
Bobby Moore	2007
Mel Renfro	1986
Norm Van Brocklin	1966


PRO FOOTBALL HALL OF FAME



**Norm Van Brocklin**  
L.A. Rams/Eagles • 1971



**Tuffy Leemans**  
Giants • 1978



**Dan Fouts**  
Chargers • 1993



**Mel Renfro**  
Cowboys • 1996



**Dave Wilcox**  
49ers • 2000



**Gary Zimmerman**  
Vikings/Broncos • 2008

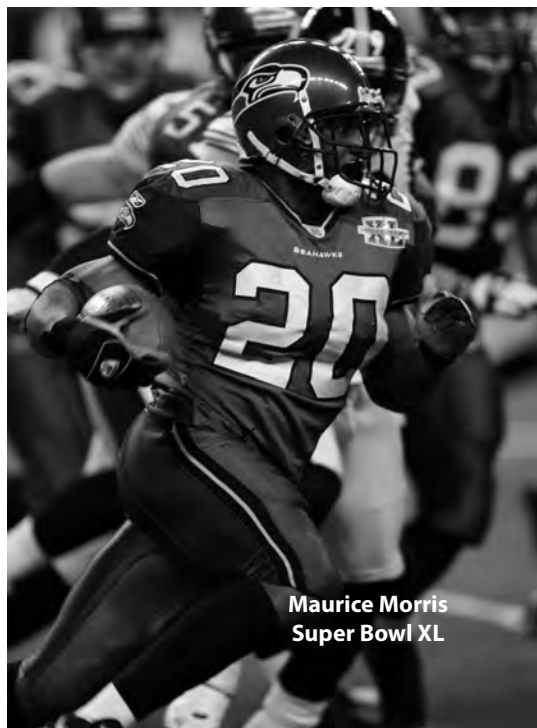
*Year listed on Pro Football Hall of Fame players is year of enshrinement.*

OREGON DUCKS IN THE NFL DRAFT

Year	Rd	Pick	Player	Pos	Team	Year	Rd	Pick	Player	Pos	Team
2012	2	61	LaMichael James	RB	San Francisco 49ers	1984	3	75	Steve Baack	NT	Detroit Lions
	5	155	Josh Kaddu	LB	Miami Dolphins		6	163	Dan Ralph	DT	Atlanta Falcons
	6	178	Mark Asper	G	Buffalo Bills				Gary Zimmerman	T	New York Giants
	7	240	David Paulson	TE	Pittsburgh Steelers			Supplemental	Michael Walter	LB	Dallas Cowboys
2011	4	116	Casey Matthews	LB	Philadelphia Eagles	1983	2	50	Steve Brown	DB	Houston Oilers
2010	2	38	T.J. Ward	FS	Cleveland Browns		3	83	Steve Brown	DB	Houston Oilers
	3	70	Ed Dickson	TE	Baltimore Ravens	1982	4	95	Reggie Brown	RB	Atlanta Falcons
	4	111	Walter Thurmond III	CB	Seattle Seahawks		6	151	Vince Williams	RB	San Francisco 49ers
2009	2	34	Patrick Chung	SS	New England Patriots		11	300	Stu Yatsko	--	Denver Broncos
	2	42	Jairus Byrd	CB	Buffalo Bills	1981	6	156	Bryan Hinkle	LB	Pittsburgh Steelers
	2	49	Max Unger	OT	Seattle Seahawks		12	325	Kevin McGill	--	Cleveland Browns
	5	159	Fenuki Tupou	OT	Philadelphia Eagles	1980	4	97	Terry Dion	DE	Seattle Seahawks
	6	205	Ra'Shon Harris	DT	Pittsburgh Steelers		8	197	Don Coleman	--	Denver Broncos
	7	247	Nick Reed	DE	Seattle Seahawks	1979	10	266	Bruce Beekley	LB	Atlanta Falcons
2008	1	13	Jonathan Stewart	RB	Carolina Panthers	1978	7	175	Fred Quillan	C	San Francisco 49ers
	5	156	Dennis Dixon	QB	Pittsburgh Steelers		9	225	Reggie Grant	DB	New York Jets
	7	241	Geoff Schwartz	T	Carolina Panthers	1976	1	18	Mario Clark	DB	Buffalo Bills
2007	5	155	Dante Rosario	TE	Carolina Panthers		8	232	Ron Hunt	T	Cincinnati Bengals
	6	187	Matt Toeaina	DT	Cincinnati Bengals		12	322	Ron Lee	--	San Diego Chargers
	6	210	Jordan Kent	WR	Seattle Seahawks		17	476	Chuck Wills	--	Washington Redskins
2006	1	12	Haloti Ngata	DT	Baltimore Ravens		17	486	Stan Woodfill	--	Dallas Cowboys
	2	49	Kellen Clemens	QB	New York Jets	1975	1	16	Russ Francis	TE	New England Patriots
	4	111	Demetrius Williams	WR	Baltimore Ravens		11	262	George Martin	DE	New York Giants
	7	235	Justin Phinisee	CB	Tampa Bay Buccaneers	1974	5	122	Tim Guy	--	Buffalo Bills
2005	3	94	Adam Snyder	T	San Francisco 49ers		16	400	Jack Conners	--	San Francisco 49ers
	7	223	Marcus Maxwell	WR	San Francisco 49ers	1973	2	52	Chuck Bradley	TE	Miami Dolphins
2004	2	35	Igor Olshansky	DE	San Diego Chargers		3	60	Timothy Stokes	T	Los Angeles Rams
	2	36	Junior Siavii	DT	Kansas City Chiefs		3	64	Dan Fouts	QB	San Diego Chargers
	4	105	Samie Parker	WR	Kansas City Chiefs	1972	1	4	Ahmad Rashad	WR	St. Louis Cardinals
	6	198	Keith Lewis	DB	San Francisco 49ers		1	22	Tom Drougas	T	Baltimore Colts
2003	4	104	George Wrihster	TE	Jacksonville Jaguars		4	102	Tom Graham	LB	Denver Broncos
	4	105	Onterio Smith	RB	Minnesota Vikings		8	190	Leland Glass	WR	Green Bay Packers
	7	221	Keenan Howry	WR	Minnesota Vikings		12	309	Mike Williams	--	Kansas City Chiefs
2002	1	3	Joey Harrington	QB	Detroit Lions		17	436	John McKean	--	Los Angeles Rams
	2	54	Maurice Morris	RB	Seattle Seahawks	1971	7	172	Bob Newland	WR	New Orleans Saints
	3	79	Rashad Bauman	CB	Washington Redskins		10	249	Jack Stambaugh	--	Cincinnati Bengals
	4	103	Justin Peelle	TE	San Diego Chargers		12	304	Tom Blanchard	P	New York Giants
	6	188	Wesly Mallard	LB	New York Giants		14	358	Lionel Coleman	--	Los Angeles Rams
	7	246	Steve Smith	DB	Jacksonville Jaguars	1970	3	64	Andy Maurer	G	Atlanta Falcons
2001	5	155	A.J. Feeley	QB	Philadelphia Eagles		4	90	Jim Evenson	--	Pittsburgh Steelers
2000	3	81	Reuben Droughns	RB	Detroit Lions		11	273	Alan Pitcaithley	--	New York Giants
	4	128	Peter Sirmion	LB	Tennessee Titans	1969	9	230	Claxton Welch	RB	Dallas Cowboys
1999	1	3	Akili Smith	QB	Cincinnati Bengals	1968	1	12	Jim Smith	DB	Washington Redskins
	4	133	Josh Bidwell	P	Green Bay Packers	1967	15	382	Steve Bunker	--	Los Angeles Rams
	7	208	Jed Weaver	TE	Philadelphia Eagles		16	402	Bill Smith	--	Pittsburgh Steelers
1998	2	42	Pat Johnson	WR	Baltimore Ravens	1966	Supplemental		Dan Archer	G	Oakland Raiders
	5	146	Blake Spence	TE	New York Jets	1965	10		Dave Tobey	LB	Pittsburgh Steelers
1997	3	82	Paul Wiggins	T	Pittsburgh Steelers		Supplemental		Jerry Inman	DT	Denver Broncos
	3	94	Kenny Wheaton	DB	Dallas Cowboys	1964	2		Mel Renfro	DB	Dallas Cowboys
	7	204	Tony Graziani	QB	Atlanta Falcons		3		Dave Wilcox	LB	San Francisco 49ers
1996	1	11	Alex Molden	DB	New Orleans Saints		11		Bob Berry	QB	Philadelphia Eagles
	4	103	Ricky Whittle	RB	New Orleans Saints	1963	2		Steve Barnett	T	Chicago Bears
	7	215	Jeremy Asher	--	Washington Redskins		3		Ron Snidow	DE	Washington Redskins
1995	6	195	Dino Philyaw	RB	New England Patriots	1962	Supplemental		Jerry Tarr	WR	Denver Broncos
	7	209	Chad Cota	SAF	Carolina Panthers	1961	11		Riley Mattson	T	Washington Redskins
	7	220	Herman O'Berry	DB	St. Louis Rams	1960	4		Willie West	DB	St. Louis Cardinals
1994	3	75	Romeo Bandison	DT	Cleveland Browns		15		John Wilcox	DT	Philadelphia Eagles
	3	100	Ernest Jones	LB	Los Angeles Rams		Supplemental		Jack Stone	T	Dallas Texans
	6	161	Eric Castle	DB	San Diego Chargers	1959	4		Bob Grottkau	OG	Detroit Lions
1993	9	249	Muhammad Oliver	DB	Denver Broncos	1956	7		Jack Morris	DB	Los Angeles Rams
	12	327	Matt LaBounty	DE	San Francisco 49ers		8		Dick James	HB	Washington Redskins
1991	4	106	Bill Musgrave	QB	Dallas Cowboys	1955	1	1	George Shaw	QB	Baltimore Colts
	8	221	Tony Hargain	WR	San Francisco 49ers		4		Jack Patera	LB	Baltimore Colts
1990	3	78	Latin Berry	DB	Los Angeles Rams	1954	18		Emery Barnes	DE	Green Bay Packers
	4	105	Chris Oldham	DB	Detroit Lions	1953	24		Monte Brethauer	DB	Baltimore Colts
	8	217	Curt Dykes	--	Philadelphia Eagles	1951	18		Dick Daugherty	OG	Los Angeles Rams
	11	286	Daryl Reed	DB	Seattle Seahawks	1950	8		Woodley Lewis	DB	Los Angeles Rams
1989	2	50	Scott Kozak	LB	Houston Oilers	1949	4		Norm Van Brocklin	QB	Los Angeles Rams
	3	58	Matt Brock	DE	Green Bay Packers	1948	15		Dan Garza	OE	New York Giants
	6	148	Thom Kaumeyer	DB	Los Angeles Rams		25		Dick Wilkins	OE	New York Giants
	Supplemental		Brett Young	--	Buffalo Bills	1943	15		Floyd Rhea	G	Brooklyn Dodgers
1988	2	35	Anthony Newman	DB	Los Angeles Rams	1942	2		Curt Mecham	TB	Brooklyn Dodgers
	4	88	Rollin Putzier	DT	Green Bay Packers	1941	3		Jim Stuart	T	Washington Redskins
	8	216	J.J. Birden	WR	Cleveland Browns	1940	5		Frank Emmons	FB	Philadelphia Eagles
1987	1	13	Chris Miller	QB	Atlanta Falcons	1937	6		Del Bjork	T	Chicago Bears
	3	74	Cliff Hicks	DB	Los Angeles Rams	1936	8		Ross Carter	G	Chicago Cardinals
1986	5	138	Lew Barnes	WR	Chicago Bears						
	9	240	Tony Cherry	RB	San Francisco 49ers						
	11	298	Drew Smetana	--	San Diego Chargers						

Number of Rounds Historically					
1995-present	7	1960-66	20	1939-42	22
1993-94	8	1950-59	30	1938	12
1977-92	12	1949	25	1937	10
1967-76	17	1943-48	32	1936	9

Player	Team	Year(s)
Dan Archer	Oakland Raiders	1968
Bob Berry	Minnesota Vikings	1974, '75, '77
Eric Castle	San Diego Chargers	1995
Patrick Chung	New England Patriots	2012
Mario Clark	San Francisco 49ers	1985
Dennis Dixon	Pittsburgh Steelers	2009
Reuben Droughns	New York Giants	2008
Russ Francis	San Francisco 49ers	1985
Dave Grayson	Oakland Raiders	1968
Tony Graziani	Atlanta Falcons	1999
Ronnie Harris	Atlanta Falcons	1999
Clifford Hicks	Buffalo Bills	1991, '92, '93
Pat Johnson	Baltimore Ravens	2001
Ernest Jones	Denver Broncos	1998
Derek Loville	San Francisco 49ers	1995
	Denver Broncos	1998, '99
George Martin	New York Giants	1987
Andy Maurer	Oakland Raiders	1968
	Denver Broncos	1978
Maurice Morris	Seattle Seahawks	2006
Bill Musgrave	San Francisco 49ers	1995
Chris Oldham	Buffalo Bills	1992
	Pittsburgh Steelers	1996
Spencer Paysinger	New York Giants	2012
Rollin Putzier	San Francisco 49ers	1990
Fred Quillan	San Francisco 49ers	1982, '85
Ahmad Rashad	Minnesota Vikings	1977
Mel Renfro	Dallas Cowboys	1971, '72, '76, '78
Jeff Stover	San Francisco 49ers	1985, '89
Jeff Thomason	Green Bay Packers	1997, '98
	Philadelphia Eagles	2005
Mike Walter	San Francisco 49ers	1985, '89, '90
Jed Weaver	New England Patriots	2005
Claxton Welch	Dallas Cowboys	1971, '72
Gary Zimmerman	Denver Broncos	1998



Maurice Morris  
Super Bowl XL

## OREGON DUCKS IN THE SUPER BOWL

### UO SUPER BOWL FACTS

**Appearances:** 49

**Super Bowl Rings:** 25


**Most Appearances:** 4 - Mel Renfro

**Most Super Bowl Rings:** 3 - Derek Loville and Mike Walter

**NFL Teams Represented:** 15 - Atlanta Falcons, Baltimore Ravens, Buffalo Bills, Dallas Cowboys, Denver Broncos, Green Bay Packers, Minnesota Vikings, New England Patriots, New York Giants, Oakland Raiders, Philadelphia Eagles, Pittsburgh Steelers, San Diego Chargers, San Francisco 49ers, Seattle Seahawks

**NFL Team Represented Most Often:** San Francisco 49ers (12)

**Most Ducks in One Super Bowl:** 5 - 1985 San Francisco 49ers (Mario Clark, Russ Francis, Fred Quillan, Jeff Stover, Mike Walter)



Jed Weaver  
Super Bowl XXXIX

**ALL-AMERICA HONOREES**



Shy Huntington  
QB • 1916



George Christensen  
TE • 1931




Raymond Morse  
TE • 1934



Jake Leight  
HB • 1945



Norm Van Brocklin  
QB • 1948




George Shaw  
QB • 1954



Steve Barnett  
OT • 1961, 1962



Mel Renfro  
HB • 1962, 1963




Bob Berry  
QB • 1964



Jim Smith  
DB • 1967




Bob Newland  
QB • 1970



Bobby Moore  
RB • 1971



Tom Drougas  
OT • 1971



Gary Zimmerman  
OG • 1983




Lew Barnes  
WR • 1985




Chris Oldham  
CB • 1989



Herman O'Berry  
CB • 1994




Chad Cota  
SS • 1994




Alex Molden  
CB • 1995



Haloti Ngata  
DT • 2005



Jonathan Stewart  
RB • 2007



Nick Reed  
DE • 2008



Cliff Harris  
RET/AP • 2010



LaMichael James  
RB/AP • 2010, 2011

Twenty-five University of Oregon football players own the distinction of earning first-team All-America honors during their illustrious collegiate careers. Included among that elite group but not pictured is Mike Mikulak (HB, 1933).



Haloti Ngata  
2005 All-American

**UNANIMOUS ALL-AMERICA AWARD**

LaMichael James 2010

**CONSENSUS ALL-AMERICA AWARDS**

LaMichael James, RB/AP 2011  
Cliff Harris, RET/AP 2010  
LaMichael James, RB 2010  
Haloti Ngata, DT 2005  
Mel Renfro, HB 1962


**ALL-AMERICA DUCKS BY POSITION**

Position	No.
Running back	7
Quarterback	5
Defensive back	5
Receiver/Tight end	3
Offensive line	2
Defensive Line	2
Returner/All-purpose	2


**ACADEMIC ALL-AMERICA FIRST-TEAM HONOREES**



**Steve Barnett**  
T • 1962



**Tim Casey**  
LB • 1965



**Mike Preacher**  
P • 1986



**Bill Musgrave**  
QB • 1990  
Football All-American  
of the Year



**Ryan Schmid**  
OL • 2000, 2001



**Joey Harrington**  
QB • 2001



**Nick Reed**  
DE • 2007, 2008

**NCAA TOP VIII AWARD**

2007 Dennis Dixon, QB



**Dennis Dixon (2004-07)**

**NCAA POST-GRADUATE SCHOLARSHIPS**

- 1977 Willie Blasher Jr., LB (Alternate)
- 1990 Bill Musgrave, QB
- 2001 Ryan Schmid, OL
- 2008 Nick Reed, DL

**NATIONAL FOOTBALL FOUNDATION  
HALL OF FAME SCHOLAR-ATHLETE**

1991 Bill Musgrave, QB



**Bill Musgrave (1987-90)**

**ACADEMIC ALL-AMERICA SECOND/THIRD TEAM**

- 1970 Dave Walker, DT, 3rd Team
- 1971 Tom Drougas, OT, 2nd Team
- 1985 Mike Preacher, P, 2nd Team
- 1994 Jeff Sherman, DB, 2nd Team
- 2011 Carson York, OL, 2nd Team

**ACADEMIC ALL-CONFERENCE FIRST TEAM**

- |  |  |
|--|--|
| <ul style="list-style-type: none"> <li>1981 Ed Hagerty, LB<br/>Andy Vobora, LB</li> <li>1982 Brian Castle, OT</li> <li>1983 Paul Schwabe, PK<br/>Dan Wilken, DB<br/>Ryan Zinke, OL</li> <li>1984 David Culp, DL<br/>Bob Hudetz, LB</li> <li>1985 Tony Hill, FS<br/>Mike Preacher, P</li> <li>1986 Gary Gilbert, OL<br/>Rob Marshall, DL<br/>Mike Preacher, P</li> <li>1987 Gary Gilbert, OL<br/>Todd Kunzman, OL<br/>Chris Leupold, DL</li> <li>1988 Chris Husko, OL<br/>Thom Kaumeyer, S<br/>Bill Musgrave, QB<br/>Terry Obee, WR<br/>Joe Taylor, DL</li> <li>1989 Eric Castle, DB<br/>Chris Husko, OL<br/>Chris Leupold, DL<br/>Bill Musgrave, QB</li> <li>1990 Bud Bowie, OL<br/>Andy Conner, LB<br/>Bill Musgrave, QB</li> <li>1991 Bud Bowie, OL<br/>Ronnie Harris, WR<br/>Joe Farwell, LB<br/>Jeff Sherman, DB</li> <li>1992 Joe Farwell, LB<br/>Jeff Sherman, DB<br/>Mark Slyman, DL</li> <li>1993 Bryon Rockwell, LB<br/>Jeff Sherman, DB<br/>Mark Slyman, DL</li> </ul> | <ul style="list-style-type: none"> <li>1994 Jeff Sherman, DB</li> <li>1995 David Weber, OL</li> <li>1996 David Weber, OL<br/>Eric Winn, RB</li> <li>1997 Caleb Smith, DL<br/>David Weber, OL<br/>Eric Winn, RB</li> <li>1998 Terry Miller, DL<br/>Caleb Smith, DL</li> <li>1999 Terry Miller, DL<br/>Ryan Schmid, OL<br/>Caleb Smith, DL<br/>Justin Wilcox, CB</li> <li>2000 Mike Belisle, OL<br/>Joey Harrington, QB<br/>Dan Katz, PK<br/>Ryan Schmid, OL<br/>Walker Templeton, DL</li> <li>2001 Ryan Schmid, OL<br/>Dan Weaver, OL</li> <li>2002 Dan Weaver, OL</li> <li>2003 Dan Weaver, OL</li> <li>2004 Jared Siegel, PK</li> <li>2006 Jon Teague, OL</li> <li>2007 Nick Reed, DE</li> <li>2008 Jeff Kendall, OL<br/>Matt Larkin, TE<br/>Jon Teague, OL<br/>Nick Reed, DE</li> <li>2009 David Paulson, TE<br/>Carson York, OL</li> <li>2010 LaMichael James, RB<br/>David Paulson, TE<br/>Carson York, OL</li> <li>2011 Mark Asper, OL<br/>David Paulson, TE<br/>Carson York, OL</li> </ul> |
|--|--|

**PAST "POP" WARNER AWARD WINNER**

Presented Annually to Most Valuable Football Player on West Coast

**1954** George Shaw, QB

**MORRIS TROPHY**

Outstanding Pac-10 Lineman

**1980** Vince Goldsmith, DT

**2005** Haloti Ngata, DT

**1983** Gary Zimmerman, OG

**2008** Nick Reed, DE

**2004** Adam Snyder, OG



**George Shaw (1951-54, right) receives 1954 Pop Warner Award from former winner Ernie Nevers (Oregon Archives)**

**ALL-PACIFIC COAST CONFERENCE FIRST TEAM**

- |                                 |                                |
|---------------------------------|--------------------------------|
| <b>1916</b> Brick Mitchell, E   | <b>1942</b> Tom Roblin, HB     |
| John Beckett, T                 | <b>1945</b> Jake Leicht, HB    |
| W.C. Snyder, G                  | <b>1947</b> Jake Leicht, HB    |
| Jake Risley, C                  | Norm Van Brocklin, QB          |
| Shy Huntington, QB              | Brad Ecklund, C                |
| <b>1917</b> Bill Steers, QB     | <b>1948</b> Brad Ecklund, C    |
| <b>1919</b> Ken Bartlett, G     | Dan Garza, E                   |
| Bill Steers, QB                 | Norm Van Brocklin, QB          |
| <b>1920</b> Earl Leslie, T      | <b>1949</b> Chester Daniels, G |
| Bill Steers, G                  | Darrell Robinson, E            |
| <b>1922</b> Carl Vonder Ahe, T  | <b>1950</b> Earl Stelle, HB    |
| Tiny Shields, G                 | <b>1951</b> George Shaw, QB    |
| <b>1923</b> Hal Chapman, QB     | <b>1952</b> Emery Barnes, E    |
| <b>1924</b> Gene Shields, G     | <b>1953</b> Ron Pheister, C    |
| <b>1928</b> John Kitzmiller, HB | George Shaw, QB                |
| George Stadelman, G             | <b>1954</b> Jack Patera, G     |
| <b>1929</b> Austin Colbert, T   | George Shaw, QB                |
| <b>1930</b> John Kitzmiller, HB | <b>1956</b> Phil McHugh, E     |
| <b>1932</b> Mike Mikulak, FB    | <b>1957</b> Harry Mondale, G   |
| <b>1933</b> Mike Mikulak, FB    | Jim Shanley, HB                |
| <b>1934</b> Raymond Morse, E    | <b>1958</b> Bob Grottkau, G    |
| <b>1936</b> Del Bjork, T        | Bob Peterson, C                |
| <b>1939</b> Jim Stuart, T       | Willie West, HB                |
| Jay Graybeal, HB                |                                |

**ALL-COAST**

*Oregon's All-Coast Picks listed in lieu of no conference affiliation from 1958-63*

- |                              |                              |
|------------------------------|------------------------------|
| <b>1959</b> Bob Peterson, C  | <b>1962</b> Mel Renfro, HB   |
| Willie West, HB              | Steve Barnett, T             |
| <b>1960</b> Dave Grosz, QB   | Ron Snidow, T                |
| Dave Urell, G                | Mickey Ording, G             |
| Steve Barnett, T             | <b>1963</b> Mel Renfro, HB   |
| <b>1961</b> Steve Barnett, T | <b>1968</b> George Dames, MG |
| Mickey Ording, G             |                              |
| Mel Renfro, HB               |                              |

**ALL-PAC-12/PAC-10/PAC-8 CONFERENCE FIRST TEAM**

- |                                 |  |
|---------------------------------|--|
| <b>1964</b> Dave Tobey, C       | <b>2001</b> *Joey Harrington, QB             |
| Mark Richards, G                | Keenan Howry, WR/PR                          |
| <b>1966</b> Jim Smith, DHB      | Justin Peelle, TE                            |
| <b>1967</b> Jim Smith, DHB      | <b>2002</b> Keenan Howry, PR                 |
| <b>1968</b> George Dames, MG    | Jared Siegel, PK                             |
| Omri Hildreth, DB               | Onterio Smith, RB                            |
| <b>1969</b> Bobby Moore, FL     | <b>2003</b> Keith Lewis, S/ST                |
| <b>1970</b> Bobby Moore, TB     | Adam Snyder, OL                              |
| Bob Newland, SE                 | Kenny Washington, KR                         |
| Tom Graham, LB                  | <b>2004</b> Adam Snyder, OL                  |
| Lionel Coleman, DHB             | <b>2005</b> #Haloti Ngata, DT                |
| <b>1971</b> Bobby Moore, TB     | Justin Phinisee, CB                          |
| Tom Drougas, OT                 | <b>2006</b> ^Jairus Byrd, DB                 |
| John McKean, OG                 | Enoka Lucas, OL                              |
| Bill Drake, DB                  | <b>2007</b> *Dennis Dixon, QB                |
| <b>1972</b> Dan Fouts, QB       | Patrick Chung, ROV                           |
| Greg Specht, SE                 | Nick Reed, DE                                |
| <b>1973</b> Russ Francis, TE    | Jonathan Stewart, RB                         |
| Steve Donnelly, S               | Max Unger, C                                 |
| Reggie Lewis, DT                | <b>2008</b> Jairus Byrd, CB                  |
| <b>1974</b> Steve Donnelly, S   | Patrick Chung, ROV                           |
| <b>1975</b> Mario Clark, DB     | Nick Reed, DE                                |
| Chuck Wills, DB                 | Max Unger, OL                                |
| <b>1979</b> Vince Goldsmith, DT | <b>2009</b> Ed Dickson, TE                   |
| <b>1980</b> Vince Goldsmith, DT | ^^LaMichael James, RB                        |
| <b>1982</b> Mike Walter, DE     | <b>2010</b> Cliff Harris, PR                 |
| Steve Brown, DB                 | Jordan Holmes, C                             |
| <b>1983</b> Gary Zimmerman, OG  | Talmadge Jackson III, CB                     |
| Lew Barnes, KR                  | LaMichael James, RB                          |
| Dan Ralph, DT                   | Jeff Maehl, WR                               |
| Kevin Hicks, P                  | Casey Matthews, LB                           |
| <b>1984</b> Lew Barnes, WR      | David Paulson, TE                            |
| Doug Herman, TE                 | <b>2011</b> LaMichael James, RB              |
| Doug Judge, DB                  | Dion Jordan, DL                              |
| Tony Cherry, KR                 | Josh Kaddu, LB                               |
| <b>1985</b> Lew Barnes, WR      | Eddie Pleasant, DB                           |
| Tony Cherry, RB                 | \$DeAnthony Thomas, RS                       |
| Chris Miller, QB                |  |
| <b>1986</b> Chris Miller, QB    | *Offensive Player of the Year                |
| Mike Preacher, P                | #Defensive Player of the Year                |
| <b>1987</b> Anthony Newman, DB  | ^Co-Freshman of the Year (HM All-Conference) |
| Rollin Putzier, DL              | ^^Offensive Freshman of the Year             |
| <b>1988</b> Matt Brock, DE      | (2nd Team All-Conference)                    |
| Chris Oldham, CB                | \$Co-Offensive Freshman of the Year          |
| <b>1989</b> Chris Oldham, CB    |  |
| <b>1990</b> Bill Musgrave, QB   |  |
| Peter Brantley, DE              |  |
| <b>1991</b> Eric Castle, FS     |  |
| Marcus Woods, NT                |  |
| <b>1992</b> Tommy Thompson, PK  |  |
| <b>1994</b> Chad Cota, SS       |  |
| Alex Molden, CB                 |  |
| Herman O'Berry, RS              |  |
| Danny O'Neil, QB                |  |
| Ricky Whittle, AP               |  |
| <b>1995</b> Jeremy Asher, LB    |  |
| Alex Molden, CB                 |  |
| Ricky Whittle, RB               |  |
| <b>1996</b> Kenny Wheaton, CB   |  |
| <b>1997</b> Eric Winn, ST       |  |
| <b>1998</b> Josh Bidwell, P     |  |
| *Akili Smith, QB                |  |
| Nathan Villegas, PK             |  |
| <b>1999</b> Reuben Droughns, TB |  |
| Michael Fletcher, DB            |  |
| Peter Sirmon, ILB               |  |
| <b>2000</b> Rashad Bauman, DB   |  |
| Jermaine Hanspard, ST           |  |

## SENIOR POSTSEASON PARTICIPANTS

## EAST-WEST SHRINE GAME

1925	Bob Mautz, E Gene Shields, G	1973	Jack Conners, CB Tim Guy, OT
1930	George Christensen, T Austin Colbert, G John Kitzmiller, FB	1975	Mario Clark, DB
1933	Bill Morgan, T	1978	Kenny Bryant, DB
1934	Bree Cuppoletti, G Bernie Hughes, C Mike Mikulak, FB	1980	Bryan Hinkle, LB Scott Setterlund, DT
1935	Butch Morse, E	1981	Reggie Brown, TB
1936	Ross Carter, G	1982	Mike Walter, DE
1937	Del Bjork, T	1983	Dan Ralph, DT
1939	Frank Emmons, B	1985	Lew Barnes, WR Tony Cherry, RB
1940	Bob Smith, HB Jim Stuart, T	1988	Matt Brock, DE
1943	Tommy Roblin, QB	1989	Chris Oldham, CB
1944	Dick Ashcom, T Bill Mayther, G Floyd Rhea, G	1990	Bill Musgrave, QB Peter Brantley, DE Rory Dairy, SS
1946	Jake Leicht, HB	1991	Jeff Thomason, TE Marcus Woods, NT
1947	Duke Iverson, HB	1992	Eric Castle, FS Jeff Cummins, DE
1949	Steve Dotur, T	1993	Romeo Bandison, DE
1950	Ray Lung, G	1994	Chad Cota, SS Herman O'Berry, CB
1955	Jack Patera, G Ron Pheister, C George Shaw, QB Lon Stiner, T	1995	Jeremy Asher, ILB Alex Molden, CB Ricky Whittle, TB
1956	Phil McHugh, E	1996	Josh Wilcox, TE
1958	Bob Grottkau, G Ron Stover, E	1998	Josh Bidwell, P Akili Smith, QB
1960	Bob Peterson, C Dave Urell, G John Wilcox, T	1999	Tony Hartley, WR
1961	Kent Peterson, E	2000	Matt Smith, LB
1962	Steve Barnett, T Ron Snidow, T	2001	Joey Harrington, QB Maurice Morris, TB
1964	Bob Berry, QB Lowell Dean, T Corky Sullivan, E	2002	Keenan Howry, WR David Moretti, LB
1965	Dave Tobey, C Ray Palm, E Pat Matson, T	2003	Keith Lewis, FS
1967	Jim Smith, DHB Cam Molter, DE	2006	Tim Day, TE Devan Long, DE
1969	Andy Maurer, TE	2007	Enoka Lucas, C
1970	Bob Newland, SE Lionel Coleman, DHB	2008	Geoff Schwartz, OT
1971	Bobby Moore, TB Leland Glass, FL Tom Drougas, OT	2009	Ra'Shon Harris, DT Nick Reed, DE Fenuki Tupou, OT T.J. Ward, S
1972	Dan Fouts, QB Tim Stokes, OT Chuck Bradley, C Greg Specht, SE	2010	Brandon Bair, DT
		2011	Jeff Maehl, WR Kenny Rowe, DE
		2012	Josh Kaddu, LB David Paulson, TE

## SENIOR BOWL

1958	Jim Shanley, HB	1998	Eric Edwards, CB
1972	Tom Drougas, OT	1999	Peter Sirmon, LB Reuben Droughns, TB
1973	Dan Fouts, QB Chuck Bradley, C	2001	Rashad Bauman, CB Steve Smith, CB
1981	Reggie Brown, TB	2004	Adam Snyder, OT
1984	Dale Dorning, DE	2005	Terrence Whitehead, RB Demetrius Williams, WR
1986	Chris Miller, QB	2009	Patrick Chung, S Max Unger, C Jeremiah Johnson, RB
1987	Rollin Putzier, DT	2010	LeGarrette Blount, RB Ed Dickson, TE
1988	Matt Brock, DE Scott Kozak, LB	2011	Casey Matthews, LB
1989	Curt Dykes, OT		
1990	Peter Brantley, DE		
1996	Paul Wiggins, OT		
1997	Blake Spence, TE		

## NFLPA GAME

2007	Darius Sanders, DE	2010	Will Tukuafu, DE
2008	Matthew Harper, FS	2011	Spencer Paysinger, LB
2009	Jaison Williams, WR	2012	Lavasier Tuinei, WR

## DISCONTINUED ALL-STAR GAMES

## Hula Bowl

1949	Jim Berwick, G Dick Wilkins, E	1982	Steve Brown, DB
1955	Jack Patera, C	1983	Gary Zimmerman, OG
1960	Bob Peterson, C Willie West, HB	1984	Wendell Cason, CB
1961	Dave Grosz, QB	1985	Doug Judge, DB
1962	Kent Peterson, E	1986	#Chris Miller, QB
1963	Ron Snidow, T Steve Barnett, T Mickey Ording, G	1987	Anthony Newman, DB
1964	Larry Hill, HB Milt Kanehe, T Dick Imwalle, E *Dave Wilcox, G	1988	Thom Kaumeyer, DB Scott Kozak, LB Joe Meerten, TE Chris Oldham, CB
1965	Lowell Dean, T Bob Berry, QB	1989	Bill Musgrave, QB Marcus Woods, NT Romeo Bandison, DE Steve Hardin, OT Sillila Malepeai, NT Herman O'Berry, CB Chad Cota, SS
1966	Dave Tobey, LB Ray Palm, E	1995	Cristin McLemore, WR Ricky Whittle, TB Rich Ruhl, LB
1967	Ross Carter, G Jim Kollman, T	1996	Tasi Malepeai, OG Josh Wilcox, TE
1968	Jim Smith, DHB	1999	Nathan Villegas, PK
1969	George Dames, MG Warner Wong, T	2001	Justin Peelle, TE
1970	Dennis Gassner, DE	2004	Jerry Matson, LB Chris Solomona, DE Robby Valenzuela, DT
1971	Bob Newland, SE Jack Stambaugh, OG	2007	Palauni Ma Sun, OG Blair Phillips, MLB Matt Toeaina, DE
1972	Bobby Moore, TB Tom Graham, MLB		
1973	Tim Stokes, OT		
1974	Tim Guy, OT		
1975	Steve Donnelly, DB		
1979	Terry Dion, DE Steve Greatwood, OG		
1980	Vince Goldsmith, NG		

## Blue-Gray Classic

1972	Tim Stokes, OT
1980	Jamey Matthews, OG
1983	Steve Baack, DE
1984	Dale Dorning, DE
1985	Lew Barnes, WR
1986	Chris Miller, QB
1987	Rollin Putzier, DL
1989	Latin Berry, TB Chris Husko, OG Marcus Woods, NT
1991	Marcus Woods, NT
1993	Ernest Jones, LB Tommy Thompson, P/PK
1996	Derrick Barnes, LB Tony Graziani, QB Josh Wilcox, TE
1997	Pat Johnson, WR

## Japan Bowl

1979	Terry Dion, DL
1980	Vince Goldsmith, NG
1981	Vince Williams, FB Greg Hogensen, TE
1982	Mike Walter, LB
1983	Gary Zimmerman, OG
1984	Doug Herman, TE
1986	Bobby DeBisschop, TE Clifford Hicks, CB Kevin Willhite, FB
1987	Anthony Newman, DB
1988	Matt Brock, DE Thom Kaumeyer, FS
1989	Derek Loville, TB Terry Obee, WR Curt Dykes, OT
1990	Bill Musgrave, QB
1991	Matt LaBounty, DE
1992	Jeff Cummins, DE

## College All-Star Game

1934	Mike Mikulak, FB
1935	Roy Morse, E
1937	Del Bjork, T
1940	Floyd Rhea, G Rich Aschom, T
1944	William Mayther, C
1945	William Mayther, C
1949	Norm Van Brocklin, QB
1955	Jack Patera, G George Shaw, QB
1959	Bob Grottkau, G
1964	Dave Wilcox, E Mel Renfro, HB
1972	Bobby Moore, TB
1973	Tim Stokes, OT Chuck Bradley, C
1975	Russ Francis, TE
1976	Mario Clark, DB

## Coaches All-America Game

1962	Kent Peterson, E
1963	Ron Snidow, T Steve Barnett, T
1964	Dave Wilcox, DE
1965	Bob Berry, QB
1966	Pat Matson, T Dave Tobey, C
1968	Jim Smith, DHB
1972	Dan Fouts, QB Tim Stokes, OT
1975	Russ Francis, TE

## Las Vegas All-American Classic

2003	Jason Fife, QB
2004	Marcus Maxwell, WR Nick Steitz, OG
2007	Blair Phillips, OLB

## UNIVERSITY OF OREGON TEAM AWARDS

**Oregon Football Awards****Skeie's Award (fka Hoffman Award)**

Presented to the team's outstanding player in a vote of team members.

**Gonyea Award**

The Joe Gonyea family presents the Wil Gonyea Award to the members of the football team to honor the squad's most inspirational player.

**Casanova Award**

Originated by Oregon's former head football coach and athletics director, is given to a first-year player who best exemplifies the ideal of competitiveness, team inspiration and outstanding performance.

**Clarke Trophy**

Selected as the most improved by the coaching staff, the award was inaugurated in honor of Dudley Clarke, captain of Oregon's 1909 team.

**Ed Moshofsky Award**

Oregon's top offensive lineman is the recipient of the Ed Moshofsky Award, which is a culmination of a year-long series of weekly citations voted by the Oregon Club of Portland's membership.

**Joe Schaffeld Trophy**

Named after Oregon's 24-year veteran assistant coach and former player, is awarded to the team's top defensive lineman.

**Gordon E. Wilson Award**

Given to Oregon's top performer on special teams, it is named on behalf of a former Oregon football letterman (1923-24) and given by the Glass family of Eugene and Portland.

**Bob Officer Award**

Presented to a player who has made a major contribution toward the success of the football program despite physical adversity, and is named after the Ducks' former head trainer.

**Senior Academic/Attitude Award**

Is given to the senior with a high academic average who has shown an exemplary attitude.

**Duane Cargill Award**

Named in honor of the former Oregon letterman (1960-62), is awarded to the team's player who made a significant impact.

**SKEIE'S AWARD**

1939	Bob Smith, HB
1940	Dick Horne, E
1941	Curt Mecham, HB
1942	Floyd Rhea, G
1946	Duke Iverson, QB
1947	Jake Leicht, HB
1948	Brad Ecklund, C
1949	Woodley Lewis, HB
1950	Ray Lung, G
1951	Dick Patrick, C
1952	Monte Brethauer, E
1953	Ken Sweitzer, G
1954	George Shaw, QB
1955	Dick James, HB
1956	Phil McHugh, E
1957	Jim Shanley, HB
1958	Bob Peterson, C
1959	Willie West, HB Tom Keele, T

1960	Dave Grosz, QB
1961	Kent Petersen, E
1962	Ron Snidow, T
1963	Mel Renfro, HB
1964	Bob Berry, HB
1965	Dave Tobey, C
1966	Tim Temple, DHB
1967	Jim Smith, DHB
1968	George Dames, MG
1969	Bobby Moore, HB
1970	Bob Newland, SE
1971	Bobby Moore, TB Steve Rennie, LB
1972	Dan Fouts, QB
1973	Don Reynolds, TB
1974	Steve Donnelly, DB
1975	Chuck Wills, SS
1976	Darrell Mehl, LB
1977	Rob Plath, DT
1978	Bruce Beekley, LB
1979	Vince Goldsmith, DT
1980	Vince Goldsmith, DT Reggie Ogburn, QB
1981	Reggie Brown, TB
1982	Mike Walter, DE
1983	Lew Barnes, FL
1984	Doug Herman, TE
1985	Lew Barnes, FL
1986	Chris Miller, QB
1987	Anthony Newman, SS Rollin Putzier, NT
1988	Scott Kozak, LB
1989	Chris Oldham, CB
1990	Bill Musgrave, QB
1991	Eric Castle, FS
1992	Joe Farwell, LB
1993	Danny O'Neil, QB
1994	Chad Cota, SS
1995	Ricky Whittle, TB
1996	Kenny Wheaton, CB
1997	Saladin McCullough, TB
1998	Akili Smith, QB
1999	Michael Fletcher, Rov
2000	Joey Harrington, QB Matt Smith, LB
2001	Joey Harrington, QB
2002	Onterio Smith, TB
2003	Kevin Mitchell, LB
2004	Terrence Whitehead, TB
2005	Haloti Ngata, DT
2006	Blair Phillips, LB
2007	Dennis Dixon, QB
2008	Nick Reed, DE
2009	LaMichael James, RB Jeremiah Masoli, QB
2010	LaMichael James, RB Casey Matthews, LB Darron Thomas, QB
2011	David Paulson, TE De'Anthony Thomas, RB

**GONYEA AWARD**

1989	Latin Berry, FB
1990	Rory Dairy, SS
1991	Todd Gydesen, OT
1992	Jeff Cummins, DE
1993	Juan Shedrick, FB
1994	Silila Malepeai, NT
1995	Troy Bailey, DE

1996	Josh Wilcox, TE
1997	Kevin Parker, TB
1998	Reuben Droughns, TB Kevin Parker, TB
1999	Reuben Droughns, TB
2000	Jason Nikolao, DT Saul Patu, DE
2001	Ryan Schmid, OL
2002	Seth McEwen, DE
2003	Jason Fife, QB
2004	Jerry Matson, LB
2005	Kellen Clemens, QB
2006	Brent Haberly, LB J.D. Nelson, FS
2007	A.J. Tuitele, LB
2008	Jeremiah Johnson, RB
2009	Walter Thurmond III, CB Will Tukuafu, DE
2010	Nate Costa, QB
2011	Ramsen Golpashin, OL Eddie Pleasant, S

**CASANOVA AWARD**

1971	Keith Davis, DE
1972	Don Reynolds, TB Steve Donnelly, S
1973	Rick Kane, TB
1974	Darrell Mehl, LB
1975	Jack Henderson, QB
1976	Bill Hoffman, OG Bruce Beekley, LB
1977	Vince Goldsmith, NG
1978	Neil Elshire, DE
1979	Reggie Ogburn, QB
1980	Reggie Brown, FB
1981	Michael Gray, DT
1982	Doug Judge, SS
1983	Dave Maley, DT Kevin McCall, TB
1984	Tony Cherry, TB Rollin Putzier, DT
1985	Garrett Holmes, C
1986	Derek Loville, TB
1987	Bill Musgrave, QB
1988	Curt Dykes, OT
1989	Gregg McCallum, PK Joe Farwell, LB
1990	Sean Burwell, TB
1991	Chad Cota, SS
1992	Alex Molden, CB Mike DiFonzo, OG
1993	Josh Wilcox, TE LaMont Woods, CB
1994	Pat Johnson, FL Kenny Wheaton, CB
1995	Joshua Smith, PK
1996	Saladin McCullough, TB
1997	Marco Aguirre, OT
1998	Reuben Droughns, TB Nathan Villegas, PK
1999	Keenan Howry, WR
2000	Maurice Morris, TB
2001	Onterio Smith, TB
2002	Haloti Ngata, DT
2003	Dante Rosario, FB
2004	Jackie Bates, CB
2005	Patrick Chung, Rov
2006	Jairus Byrd, CB
2007	Will Tukuafu, DE

2008	Jeremiah Masoli, QB
2009	Michael Clay, LB
2010	Josh Huff, WR
2011	Hroniss Grasu, C

**CLARKE TROPHY**

1961	Mike Gaecher, DHB
1962	Larry Hill, HB
1963	Dave Wilcox, G
1964	Corky Sullivan, E
1965	Jerry Inman, T
1966	George Dames, G
1967	Claxton Welch, HB
1968	Keith Sherman, LB
1969	Brad Halverson, C
1970	Jim Anderson, FB Fred Manual, DHB
1971	Jim Figoni, C
1972	Mike Jodoin, LB
1973	Mike Bolliger, OG
1974	Tom Yaru, LB
1975	Reggie Grant, CB Chuck Thomas, OG
1976	Tom Cafferty, WR
1977	Roy Geiger, P-K
1978	Vince Williams, FB Terry Dion, DE
1979	Chris Cosgrove, LB Jamey Matthews, OG
1980	Greg Moser, WR Scott Setterlund, DT
1981	Steve Johnson, DT
1982	Cliff Gibson, LB
1983	Dan Ralph, DT Kevin Hicks, P
1984	Todd Welch, LB Chris Miller, QB
1985	Tony Cherry, TB
1986	Ed Hulbert, FS
1987	Tom Talbot, LB Tim Parker, TE
1988	David Cusano, NT
1989	Andre Williams, DE
1990	Jeff Thomason, TE Eric Castle, FS
1991	Romeo Bandison, DE
1992	Ernest Jones, LB Tom Curran, C
1993	Cristin McLemore, FL
1994	Dino Philyaw, TB
1995	Ronnie Gipson, CB
1996	Ryan Perry-Smith, QB
1997	Eric Edwards, CB
1998	Chris Vandiver, ILB Jed Weaver, TE
1999	Faiva Talaai, DT
2000	Jeff Austin, C Jed Boice, DT
2001	Chris Tetterton, DT
2002	George Wrihster, TE
2003	Junior Siavii, DT
2004	Chris Solomona, DT
2005	Brent Haberly, LB
2006	Jordan Kent, WR
2007	Jerome Boyd, LB Matthew Harper, FS
2008	Terence Scott, WR
2009	Blake Ferras, DT

## UNIVERSITY OF OREGON TEAM AWARDS

- 2010** Zac Clark, DT  
Terrell Turner, DE  
**2011** Dewitt Stuckey, LB

## ED MOSHOFSKY AWARD

- 1992** David Collinsworth, OT  
**1993** Eric Barnes, OG  
**1994** Steve Hardin, OT  
**1995** Paul Wiggins, OT  
**1996** Mark Gregg, C  
**1997** Seaton Daly, C/OG  
**1998** Stefan deVries, OG  
**1999** Deke Moen, C/OG  
**2000** Jim Adams, OT/OG  
**2001** Jim Adams, OT/OG  
**2002** Dan Weaver, C  
**2003** Dan Weaver, C  
**2004** Robin Knebel, OT  
Adam Snyder, OG  
**2005** Enoka Lucas, C  
**2006** Max Unger, OT  
**2007** Max Unger, C

- 2008** Max Unger, C  
**2009** Bo Thran, OT  
**2010** Bo Thran, OT  
**2011** Mark Asper, OL

## JOE SCHAFFELD AWARD

- 1998** Leie Sualua, DT  
**1999** Terry Miller, DE  
**2000** Saul Patu, DE  
**2001** Zack Freiter, DT  
**2002** Igor Olshansky, DT  
**2003** Igor Olshansky, DT  
**2004** Devan Long, DT  
**2005** Devan Long, DT  
**2006** Matt Toeaina, DE/DT  
**2007** Nick Reed, DE  
**2008** Nick Reed, DE  
**2009** Will Tukuafu, DE  
**2010** Brandon Bair, DT  
**2011** Terrell Turner, DL

## WILSON AWARD

- 1992** Tommy Thompson, P/PK  
**1993** Tommy Thompson, P/PK  
**1994** Matt Belden, P/PK  
Jaiya Figueras, SS  
**1995** Derrick Barnes, OLB  
**1996** Eric Winn, FB  
**1997** Eric Winn, FB  
**1998** Josh Bidwell, P  
**1999** Dietrich Moore, OLB  
**2000** Jermaine Hanspard, DB  
**2001** Wesly Mallard, LB  
**2002** Jared Siegel, PK  
**2003** Keith Lewis, FS  
Jared Siegel, PK  
**2004** Ryan Loftin, LS  
**2005** Justin Phinisee, PR  
**2006** Jon Pope, SS  
Dante Rosario, TE  
Patrick Chung, ROV  
**2007** Patrick Chung, ROV  
**2008** Patrick Chung, ROV  
**2009** Marvin Johnson, ROV  
**2010** Bryson Littlejohn, LB  
**2011** Dion Jordan, DL

## OFFICER AWARD

- 1970** Tom Blanchard, QB  
**1971** Mike Williams, DT  
**1972** Greg Brosterhous, DE  
**1973** Tim Guy, OT  
**1974** Ralph LaMar, LB  
**1975** Laird Riffle, OG  
**1976** Raul Martinez, OT  
**1977** Reggie Grant, CB  
**1978** Pete Laughlin, OT  
**1979** Steve Greatwood, OG  
**1980** Bryan Hinkle, LB  
**1981** Ross Gibbs, CB  
**1982** Chris Cosgrove, LB  
**1983** Gary Zimmerman, OG  
**1984** Steve Jenson, OT  
**1985** Greg Schwab, OT  
**1986** Dave Maley, DT  
**1987** J.J. Birden, FL  
**1988** Matt Brock, DE  
**1989** David Cusano, NT  
**1990** Scot Boatright, C  
Joe Reitzug, SE  
**1991** Jeff Thomason, TE  
**1992** Vince Ferry, TE  
**1993** Tom Curran, C  
**1994** Herman O'Berry, CB  
**1995** Jeremy Asher, ILB  
**1996** Bryant Jackson, NT  
Tasi Malepeai, OG  
**1997** Jaiya Figueras, FS  
**1998** Damon Griffin, SE  
**1999** Justin Wilcox, CB  
**2000** Lee Gundy, OT  
Garrett Sabol, OLB  
**2001** Seth McEwen, DT  
**2002** Joey Forster, OG  
**2003** Kevin Mitchell, LB  
**2004** Ramone Reed, LB  
**2005** Tim Day, TE  
**2006** J.D. Nelson, FS  
**2007** Geoff Schwartz, OT  
A.J. Tuitele, LB  
**2008** Jerome Boyd, LB

- 2009** Bo Thran, OT  
**2010** C.E. Kaiser, OG  
**2011** Darrion Weems, OL

SENIOR ACADEMIC/  
ATTITUDE AWARD\*

- 1977** Jack Henderson, QB  
**1978** Willie Blasher, LB  
Bill Hoffman, OT  
**1979** Terry Dion, DE  
Jeff Wood, FB  
**1980** Mike Nolan, FS  
**1981** Ed Hagerty, LB  
**1982** Kevin Lusk, QB  
**1983** Ryan Zinke, C  
**1984** Bob Hudetz, LB  
**1985** E.J. Duffy, LB  
**1986** Mike Preacher, P  
**1987** Tim Cooper, SS  
**1988** Gary Gilbert, C  
**1989** Todd Kunzman, OL  
Chris Leupold, DL  
**1990** Bill Musgrave, QB  
**1991** Andy Conner, LB  
**1992** Ronnie Harris, SE  
**1993** Bryon Rockwell, ILB  
**1994** Jeff Sherman, FS  
Mark Slymen, DE  
**1995** Paul Jensen, OLB  
**1996** Derrick Barnes, OLB  
**1997** David Weber, OT  
**1998** Stefan deVries, OG  
**1999** Terry Miller, DE  
**2000** Dan Katz, PK  
**2001** Ryan Schmid, OL  
**2002** Jose Arroyo, P  
**2003** Matt Floberg, FB  
**2004** Jared Siegel, PK  
**2005** Tim Day, TE  
**2006** Drew Larson, WR  
**2007** Eric Steimer, LS  
**2008** Matt Larkin, TE  
**2009** Titus Jackson, FS  
**2010** Jordan Holmes, C  
**2011** David Paulson, TE  
\*previously the Sahlstrom Award

## DUANE CARGILL AWARD

- 2001** Maurice Morris, TB  
**2002** Onterrio Smith, TB  
**2003** Samie Parker, WR  
**2004** Kellen Clemens, QB  
**2005** Terrence Whitehead, RB  
Demetrius Williams, WR  
**2006** Jaison Williams, WR  
**2007** Jonathan Stewart, RB  
**2008** LeGarrette Blount, RB  
**2009** Jeff Maehl, WR  
**2010** Jeff Maehl, WR  
**2011** LaMichael James, RB



Former Wide Receiver  
Jeff Maehl ( 2007-2010)

## UNIVERSITY OF OREGON ATHLETICS HONORS

UNIVERSITY OF OREGON  
ATHLETICS AWARDS**Emerald Athletic Trophy**

Sponsored jointly by the athletic department and the Oregon Daily Emerald, it is awarded to a senior student based on outstanding achievement in the fields of athletics, scholarship and citizenship.

**Higdon Trophy**

It is awarded to a sophomore athletically for excellence in athletics, scholarship and citizenship. The honor is named after a former football and track standout who was killed prior to his junior year at Oregon.

**Leo Harris Award**

The Alumni Athletic Award was originated by the late Leo Harris, former director of athletics, and his wife and is given to an alumni letterman on the basis of 20 years of achievement and service since graduation.

**Becky L. Sisley Award**

Named after the University's first director of women's intercollegiate athletics, it is awarded to a former women's athlete commemorating community involvement, career development and support of University ideals.

## EMERALD TROPHY

- 1951 Jack Keller, MBB/baseball
- 1952 Jack Hutchins, track
- 1953 Jim Livesay, baseball
- 1954 Ron Lowell, tennis
- 1955 Pete Williams, baseball
- 1956 Lon Stiner, football
- 1957 Phil McHugh, FB/basketball
- 1958 Jim Bailey, track
- 1959 Wimp Hastings, MBB/baseball
- 1960 Dave Edstrom, track
- 1961 Dave Grosz, football
- 1962 Mike Rose, football
- 1963 Steve Barnett, football
- 1964 Dick Imwalle, football
- 1965 Corkey Sullivan, football
- 1966 Ken Moore, track
- 1967 Neal Steinhauer, track
- 1969 Jim Smith, football
- 1969 Arne Kvalheim, track
- 1970 John Miller, wrestling
- 1971 Bob Newland, football
- 1972 Pete Shmock, track
- 1973 Steve Prefontaine, track
- 1974 Guy Krause, baseball
- 1975 Joe Percival, gymnastics
- Don Reynolds, FB/baseball
- 1976 Ron Lee, basketball
- 1977 Greg Ballard, basketball
- 1978 Scott McEldowney, GYM
- 1979 Rudy Chapa, track
- 1980 Mike Ritchey, baseball
- 1981 Alberto Salazar, track
- 1982 Bev Smith, basketball
- 1983 Kevin Lusk, football
- 1984 Ryan Zinke, football
- 1985 Sue Harbour, volleyball
- 1986 Dub Myers, track
- 1987 Harold Kuphaldt, track

- 1988 Keith Balderston, basketball
- 1989 Glenn Jarrett, wrestling
- 1990 Terry Obee, football
- 1991 Bill Musgrave, football
- 1992 Bob Gray, track
- 1993 Ronnie Harris, football/track
- 1994 Kelly Blair, track
- 1995 Camara Jones, track
- 1996 Kevin Roberts, wrestling
- 1997 Chris Nelson, track
- 1998 Jeremy Ensrud, wrestling
- 1999 Josh Bidwell, football
- 2000 A.D. Smith, basketball
- 2001 Jerilyn White, women's golf
- 2002 Joey Harrington, football
- 2003 Santiago Lorenzo, track
- 2004 Luke Jackson, basketball
- 2005 Cathrine Kraayeveld, WBB
- 2006 Eric Mitchum, track
- 2007 Jordan Kent, football/track
- 2008 Dennis Dixon, football
- 2009 Galen Rupp, xcountry/track
- 2010 Ashton Eaton, track
- 2011 Jordan Holmes, football
- 2012 David Paulson, football

## HIGDON TROPHY

- 1955 Phil McHugh, FB/basketball
- 1956 John Reventos, football
- 1957 Steve Anderson, track
- 1958 Mike Forrester, track
- 1959 George Larson, track
- 1960 Dyrol Burleson, track
- 1961 Vic Reeve, track
- 1962 Ted Abram, track
- 1963 Terry DeSylvia, football
- 1964 Bob Mitchell, wrestling
- 1965 Keith Lampard, baseball
- 1966 John Pinkstaff, basketball
- 1967 Gary Schutz, baseball
- 1968 John Miller, wrestling
- 1969 Larry Holliday, basketball
- 1970 Tom Graham, football
- 1971 Steve Prefontaine, track
- 1972 Guy Krause, baseball
- 1973 Don Reynolds, FB/baseball
- 1974 Ron Lee, basketball
- 1975 Greg Ballard, basketball
- 1976 Jack Anderson, football
- 1977 Sally Blicke, WBB/softball
- 1978 Rudy Chapa, track
- 1979 Melanie Batiste, track
- 1980 Bev Smith, basketball
- 1981 Leann Warren, track
- 1982 Eugene Young, football
- 1983 Kathy Hayes, track
- 1984 Sue Harbour, volleyball
- 1985 Deanna Schiedler, track
- 1986 Keith Balderston, basketball
- 1987 Scott Kozak, football
- 1988 Stefanie Kasperski, basketball
- 1989 Bill Musgrave, football
- 1990 Dan Vidlak, wrestling
- 1991 Kelly Blair, track/basketball
- 1992 Camara Jones, track
- 1993 LaReina Woods, track/VB
- 1994 Rick Cantwell, track

- 1995 Kenya Wilkins, basketball
- 1996 Milena Glusac, track
- 1997 Marie Davis, track
- 1998 Dietrich Moore, football
- 1999 Brianne Meharry, basketball
- 2000 Shaquala Williams, basketball
- 2001 Santiago Lorenzo, track
- 2002 Luke Jackson, basketball
- Luke Ridnour, basketball
- 2003 Daria Panova, tennis
- 2004 Eric Mitchum, track
- 2005 Tommy Skipper, track
- 2006 Jen May, lacrosse
- 2006 Eric Mitchum, track
- 2007 Jessie Chatfield, track
- 2008 A.J. Acosta, track
- Nicole Blood, track
- 2009 Moni Graf, women's golf
- 2010 Amanda Johnson, basketball
- 2011 Jordan Hasey, track
- 2012 Lauren Plum, volleyball

## LEO HARRIS AWARD

- 1967 Robert Koch, football
- 1968 Norm Van Brocklin, football
- 1969 John McKay, football
- 1970 Mel Krause, MBB/baseball
- 1971 Phil Settecase, baseball
- 1972 Hal Dunham, football
- 1973 Dr. Richard Zimmerman, track
- 1974 Ron Lowell, tennis
- 1975 Bill Dellinger, track
- 1976 Phil McHugh, FB/basketball
- 1977 John Robinson, football
- 1978 Jim Grelle, track
- 1979 Wayne Henninger, tennis
- 1980 Riley Mattson, football
- 1981 Mickey Bruce, football
- 1982 Charlie Warren, basketball
- 1983 Ron Snidow, football
- 1984 Dave Wilcox, football
- 1985 Bob Berry, football
- 1986 Dick Winn, football
- 1987 Tom Jernstedt, football
- 1988 Gundars Tilmanis, tennis
- 1989 Keith Sherman, football
- 1990 Roscoe Divine, track
- 1991 Bob Newland, football
- 1992 Ahmad Rashad, football
- 1993 Dan Fouts, football
- 1994 Paul Halupa, basketball
- 1995 Tim Slapnicka, football
- 1996 Tinker Hatfield, track
- 1997 Dave Taylor, track
- 1998 Mike Drummond, basketball
- 1999 Rob Closs, basketball
- 2000 Mike Ritchey, baseball
- 2001 Rudy Chapa, track
- Alberto Salazar, track
- 2002 Ed Hagerty, football
- 2003 Cliff Gibson, football
- 2004 Jim Hill, track
- 2005 Mike Jorgensen, football
- 2006 Paul Weinhold, golf
- 2007 Chris Miller, football
- 2008 Keith Balderston, basketball
- 2009 Greg Erwin, track
- 2010 Aaron Thomas, football
- 2011 Chris Leupold, football

## BECKY SISLEY AWARD

- 2000 Shelley Briggs, field hockey
- 2001 Peg Rees, bsktbl/sbll/vbll
- 2002 Mary L. Brorby, WBB/SB/VB
- Diane Smith, WBB/fldhcky/SB
- 2003 Tama Rowan, swimming
- 2004 Krista Parent, softball
- 2005 Sally Blicke-Cassidy, WBB/SB
- 2006 Bev Smith, basketball
- 2007 Kim Roth Geelan, track
- 2008 Charlene Carter, field hockey
- June Liu, softball
- 2009 Lauri Landerholm, WBB/track
- 2010 Sarah Grall, tennis
- 2011 Helen Higgins, tennis
- 2012 Grace Golden, track

## NOTABLE OREGON STANDOUTS



Dennis Dixon (2004-07)



**Dennis Dixon (2004-07)** — Oregon's dual-threat quarterback put together one of the best senior seasons in school history...Arguably the top performer among all college signal callers in 2007 before a knee injury prematurely curtailed his Heisman Trophy campaign and ultimately ended the Ducks' BCS title game hopes... Guided Oregon to an 8-1 record and a No. 2 seed in the BCS standings...The Pacific-10 Conference's unanimous Offensive Player of the Year and honorable mention All-

American finished ninth on the school's single-season total offense chart (2,719 yards) despite playing in only 10 games...Completing his requirements for his major in sociology in less than four years, his accolades combining his academic (3.33 gpa) and athletic talents were unprecedented in the football program's history...Finishing fourth in the balloting for Associated Press Player-of-the-Year, he was one of three finalists for the Maxwell Award (College Player of the Year) and the Davey O'Brien National Quarterback Award as well as one of five finalists for the Walter Camp Player-of-the-Year award...His academic achievements were even more impressive as the ESPN the Magazine Academic All-District quarterback was one of five student-athletes in school history (and Oregon's first football player ever) to be bestowed with the NCAA Top VIII Award...Completed his collegiate career as the single-season and all-time school record-holder in passing completion percentage (67.7% and 63.9%, respectively)...Also established the school's standard for most career rushing yards (1,208) by an Oregon quarterback, while his 583 yards on the ground in 2007 finished second only to Reggie Ogburn's 644 yards from 1979 among the school's signal callers...Concluded his career sixth on Oregon's all-time list for total offense (6,339 yards) and eighth in passing yards (5,129)...A major league baseball prospect in the Atlanta Braves organization, he was drafted in the fifth round of the 2008 NFL Draft by the Pittsburgh Steelers and won a Super Bowl ring during his rookie season...Made is first pro start in 2009 and started two games in 2010 - both victories - before suffering a season-ending injury.



**Steve Barnett (1960-62)** — Oregon's two-time All-American and three-time All-Coast lineman was one of the primary benefactors for Mel Renfro and Bob Berry, helping the Ducks establish a school record for total offense in 1960 (3,671 yards)...Looms as one of the program's only two standouts (along with Joey Harrington) ever to receive All-America honors on the field as well as in the classroom, and equally adept on both offense and defense...Drafted in the second round by Chicago in 1963, concluded two-year professional career in 1964 with Washington.



**J.W. Beckett (1913-16)** — The exceptional halfback and defensive tackle co-captained Oregon team that beat Pennsylvania for the school's lone Rose Bowl victory as a senior, before proceeding to do the same the following year for the Mare Island Marines...The 185-pound Portland (Washington High School) standout was enshrined into the National Football Foundation and College Hall of Fame before inducted into the inaugural class of Oregon's Athletic Hall of Fame in 1992...The retired brigadier general was assigned to the football coaching staff at Naval Academy in the late 1920s and named to Rutgers' football hall of fame as a player-coach in 1972.



**Bob Berry (1962-64)** — Guided Oregon to three-straight winning seasons for the first time in more than 25 years as well as its first post-season triumph (Sun Bowl) in 46 seasons...The school's first quarterback ever to record back-to-back 1,000-yard seasons passing completed collegiate career accumulating 4,543 yards total offense as well as 4,297 yards and 39 touchdowns passing...The 1964 first-team All-American endured a nine-year NFL career with Minnesota and Atlanta after being drafted in the 11th round by Philadelphia, throwing for 9,197 yards and 64 touchdowns...Inducted into the state of Oregon Sports Hall of Fame in 1987, was a member of the university's Athletic Hall of Fame inaugural class of 1992.



**Mario Clark (1972-75)** — Oregon's first true freshman defensive back ever to make his collegiate debut in the starting lineup also became the Pac-8's first freshman to earn conference defensive player of the week accolades...Accumulated 13 interceptions for 64 yards during a collegiate career highlighted by earning first-team all-conference honors (1975) as well as Senior Bowl defensive player-of-the-game acclaim...The 18th player chosen in the 1976 NFL draft started eight seasons in Buffalo, earning a spot on the league's all-rookie team before completing pro career with a Super Bowl championship in San Francisco in 1985...NFL tenure punctuated by totalling 26 interceptions.



**Tom Drougas (1969-71)** — Earned first-team All-American honors his senior year while blocking for the likes of Dan Fouts and Bobby Moore (Ahmad Rashad), helping pave the way for Pac-8's individual rushing leader...Also named to conference's all-academic team...The five-year NFL veteran made professional stops in Baltimore, Denver, Kansas City and Miami after being the 22nd player chosen in the 1972 NFL draft.



Dan Fouts (1970-72)



**Dan Fouts (1970-72)** — Oregon's 1972 MVP, became school's first quarterback to eclipse the 2,000 single-season passing yards barrier...Set no fewer than 19 school records, including total offense (5,871), passing yards (5,995) and touchdown passes (37)...Drafted in the third round by San Diego in 1973, enjoyed a stellar 14-year professional career, passing for 43,040 yards and 254 touchdowns...Established NFL records for most 300-yard games (51) and 3,000-yard seasons (6)...One of only three pro quarterbacks to throw for more than 40,000 yards during a career, set eight NFL records and 42 team marks before retiring in 1987...The 1982 NFL MVP played in six Pro Bowls before being inducted into NFL Hall of Fame in July 1993...Named to state of Oregon's Sports Hall of Fame as well as university's Athletic Hall of Fame.

## NOTABLE OREGON STANDOUTS



**Russ Francis (1973)** — Regarded as one of NFL's most prolific tight ends of his time despite lettering in football at Oregon only one season...Suffering a broken leg during Oregon's 1972 season, returned following year to catch 31 passes for 495 yards and four TDs...The 1973 all-league honoree was selected 16th in the 1975 NFL draft by New England...Retired in 1989 following a 14-year career with the Patriots and San Francisco...The four-time Pro Bowl selection compiled 5,262 yards, 393 catches and 40

touchdowns in his career and was a member of the 49ers' 1985 Super Bowl champions.



**Vince Goldsmith (1977-80)** — The defensive tackle's 5-foot-11, 230-pound stature didn't serve as an obstacle — it only proved to make his feats that more amazing... The two-time first-team all-conference choice not only looms as school's only defensive lineman ever to receive the Morris Trophy as league's top lineman (1980), he was included as part of Oregon's all-time team in 1995 by the Register-Guard...The 1980 Associated Press second-team All-American completed his career recording 281 tackles,

including 34 tackles for loss...Posted 13 tackles in his collegiate debut as a true freshman starter...Parlayed best statistical season as a sophomore, accumulating 87 tackles (62 unassisted) and 14 tackles for losses...The Tacoma, Wash., prep standout excelled as a two-sport phenom in the high school and collegiate ranks, emerging from the nation's No. 1-ranked high school shot putter to a NCAA championships qualifier who remains sixth on Ducks' all-time list (63-10 1/4)...Following his collegiate career, enjoyed 10-year tenure in the Canadian Football League with Saskatchewan, Calgary, Toronto and Hamilton, earning league's most outstanding rookie award in 1981...Inducted into Oregon Hall of Fame in 2002.



**Joey Harrington (1998-01)** — Graduated as one of most prolific athletes in school history, becoming Ducks' first Heisman Trophy finalist (4th) ever...Completed collegiate career third on school ledger in passing (6,911 yards), total offense (7,121 yards) and TD passes (59), yet biggest legacy is that as a winner...“Captain Comeback” accumulated 11-2 record in games Oregon trailed or tied in the fourth quarter...The two-year starter's 25-3 (.893) verdict as a starter also remains unmatched in school

history...The second-team All-American on the field and first-team Verizon Academic All-America pick in the classroom, became Pac-10's first quarterback ever to lead his team to three bowl victories (1999 Sun, 2000 Holiday and 2002 Fiesta) as he willed Oregon to its highest national ranking in history (2nd AP and USA Today/ESPN)...Final collegiate stats for the 2001 Pac-10 offensive player of the year emphasized efficiency as he completed 512 of 928 attempts (.552) while throwing only 23 interceptions compared to 59 touchdowns...Not only accounted for more touchdowns running, passing and receiving (78) than any other Oregon player, scored more points (108) than any other quarterback in school history...The third overall player chosen in the 2002 NFL draft became Detroit's first rookie quarterback to throw for over 300 yards in one game (309 against Minnesota)...Spent 2006 with Miami, tossing 12 TDs in 11 games...Signed as a free agent with Atlanta in 2007, starting 10 games and recording his highest completion percentage as a pro (215 of 348, 61.8 percent)... Finished his career with New Orleans, having completed 1,424 of 2,538 passes (56.1%) for 14,693 yards and 79 touchdowns while making 76 NFL starts among his 81 appearances..



**C.A. "Shy" Huntington (1914-16)** — Better known as Shy, the Ducks' 1917 Rose Bowl hero stymied Pennsylvania with four interceptions, a 15-yard touchdown pass and ran for another score...Earned first-team All-America and all-Pacific Coast Conference acclaim his final year before becoming the first individual to both play and coach the same school in the Rose Bowl...Guided his alma mater to a one-point setback in the 1920 classic while accumulating a 26-12-6 ledger in six seasons at the

Oregon helm...A member of the Register-Guard's all-time Oregon team, was inducted into the Rose Bowl Hall of Fame in 1992, followed by the Duck's Athletic Hall of Fame the following year.



**Hollis Huntington (1916, 1918-19)** — One of the few standouts to play in three Rose Bowls, pacing Oregon's running attack during his three-year stint...Also teamed with his brother in the defensive secondary in the 1917 post-season classic before playing for him in the 1920 contest...Ran 122 yards for the Ducks in a losing cause to Harvard after rushing for over 100 yards and earning player-of-the-game honors while leading the Mare Island Marines to victory in the 1918 contest...Was enshrined

into the Rose Bowl Hall of Fame in 1992 prior to earning an invitation into the Ducks' Athletic Hall of Fame in 1994.



**LaMichael James (2009-2011)** — The most decorated running back in school history and two-time first-team All-American became Oregon's second consensus honoree in 48 years... Captured the Doak Walker Award as the nation's top running back in 2010 in addition to claiming the school's highest finish ever (3rd) in voting for the Heisman Trophy that same sophomore season... First surpassed the Ducks' single-season rushing

record with 1,731 yards in 2010 before eclipsing that standard a year later with 1,805 yards (9th in league history)... The Oregon career rushing (5,082) and scoring (348 points) leader finished second all time in conference annals in running the football, and was league runner-up in career touchdowns (58)... Also established school records in career all-purpose yardage (5,869), single-season scoring (144, 2010), one-game rushing (288 vs. Arizona, 2011) and single-game all-purpose yards (363 vs. Arizona, 2011)... One of three finalists for the Doak Walker Award in 2011 as he led the nation in rushing both his sophomore and junior seasons... Ended his collegiate career running for 159 yards and one touchdown in the 2012 Rose Bowl win over Wisconsin, concluding his final year with a career-best 7.3-yard per-carry average... Became the conference's first player in 20 years, and the nation's first since 1987 to run for 200 yards or more in three straight games in 2011, while accumulating 26 games over 100 yards throughout his three-year Oregon tenure... Was one of three finalists for the Walter Camp Player-of-the-Year Award in 2010, in addition to being one of four Pac-10 standouts to earn first-team all-conference accolades both on the field and in the classroom... Was drafted in the second round (61st player) of the 2012 NFL draft by San Francisco..



**John Kitzmiller (1927-30)** — Deemed the “Flying Dutchman” for his spectacular tackles despite weighing only 165 pounds, the two-time all-Pacific Coast Conference offensive and defensive back earned second-team All-America honors his final year...Scoring 14 touchdowns throughout his collegiate career, also doubled as team's kicker, converting 13 PATs...Assisted Ducks to a 23-7 record while he was in the lineup, with Oregon losing both contests that he missed with a broken leg... Spending one season in the NFL with the New York

Giants in 1931 before returning for a four-year stint as an assistant coach at his alma mater, he was named to the National Football Foundation and College Football Hall of Fame in 1969.



**Jake Leicht (1945-47)** — The two-time all-Pacific Coast Conference choice led the league in scoring (56) and rushing (630) his final year while running for 1,253 yards in three seasons...Earned All-America accolades in 1945 and picked up the Hoffman Award the same year as the Ducks' most outstanding player...In addition to pacing the West Coast in rushing in 1947, Oregon's former single-season and career interceptions and punt returns record-holder led the country in interceptions (10) in

1945...Chosen in the eighth round of the NFL draft by Washington in 1946.

**Alphonse "Tuffy" Leeman (1932)** — Playing at Oregon only one year, achieved greatest fame as post-collegian after transferring to George Washington...Still considered among finest athletes to come out of Wisconsin (Superior), was a second round pick by the New York Giants in the inaugural 1936 NFL draft...The MVP of the '36 College Football All-Star game led the NFL in rushing as a rookie with 830 yards on 206 carries...Inducted into the NFL Hall of Fame in 1978 after named all-NFL in 1936 and '39, accumulated 3,142 yards rushing, 2,324 passing (16 TDs) and 442 receiving yards during eight-year NFL career...One of 11 New York Giants to have jersey (#4) retired...Died Jan. 19, 1979.

## NOTABLE OREGON STANDOUTS



**Derek Loville (1986-89)** — Oregon's career rushing (3,296) and scoring (272) leader prior to LaMichael James became school's first player to pace Ducks' rushing attack four straight seasons, assisting program to first post-season bid in 26 years...Also holds school records for career touchdowns (45) and all-purpose yardage (5,223)...One of only four players in school history to run for more than 1,200 yards in a single season, generated 100 yards or more on the ground 11 times...The 10-year NFL veteran accumulated 1,674 yards

rushing and 16 touchdowns after breaking in with Seattle as a free agent in 1990, with stops also in San Francisco, Denver and St. Louis...Enjoyed best professional season in 1995, running for 723 yards and tying team record with 10 TDs for 49ers...Also tied for fifth in NFL history for most one-season catches by a back (87).



**John McKay (1948-49)** — Overshadowed by his coaching prowess, spending nine seasons as an Oregon aide (1950-58) and 16 years as USC head coach (1960-75), still owns Oregon career per-carry record (6.1 avg.)...The Purdue transfer led Ducks in scoring (48 points) for the Pacific Coast Conference co-champions his first year...Initiated illustrious coaching career immediately following playing days, tutoring alma mater's career rushing leader...Migrated as Trojans' assistant (1959) before beginning

head coaching run that culminated in four national championships and national coaching accolades (1972)...Coached Tampa Bay in the NFL for nine seasons (1976-84), earning NFL coaching honors his first year...Inducted into National Football Foundation and College Hall of Fame (1987), West Virginia's sports Hall of Fame (1992) and three-time Oregon honoree (1993, '94 and '95).



**Chris Miller (1983-86)** — The Pac-10's first quarterback to receive consecutive first-team all-league honors in 16 years set no fewer than 13 Oregon records...Threw for 42 touchdowns and 6,841 yards as a collegian while connecting on 60.7 percent of his passes...Selected 13th overall by Atlanta in the 1987 NFL draft, led the Falcons to the playoffs in 1991 and was a Pro Bowl selection after throwing for 3,103 yards and 26 touchdowns during the regular season...Completed 10-year professional career with Denver

in 1999 following a three-year hiatus, accumulating 19,320 yards and 123 touchdowns with Atlanta, the Los Angeles/St. Louis Rams and the Broncos...The former South Eugene HS head coach (2002-06) completed his second year as the Arizona Cardinals' quarterbacks coach in the NFL.



**Alex Molden (1992-95)** — Few players have made the impact as the four-year honoree who broke into the starting lineup in his first game as a redshirt freshman...Accumulated 206 career tackles and 11 interceptions while opening 44 outings...The two-time first-team all-conference choice culminated collegiate career earning first-team All-America honors, and was central component for defenses which fueled school's Rose and Cotton Bowl berths...A nine-year NFL veteran, he ended his career with

totals of 263 solo tackles, 39 assists, 12 interceptions and seven forced fumbles for New Orleans (1996-2000), San Diego (2001-02) and Detroit (2003) after being selected as the 11th pick by the Saints in the 1996 drafts...Was inducted into the Oregon Hall of Fame in 2008.



**Bill Musgrave (1987-90)** — Recognized as the central figure responsible for initiating the most prosperous era in Oregon history...School's career record-holder (passing and total offense) led the Ducks to their first bowl appearance in 26 years (1989), while surpassing school standards for single-season passing yardage (3,081) and TDs (22)...Accumulated 8,343 yards passing while completing 57.3 percent of his attempts, including 489 yards passing at BYU...The first-team all-conference quarterback (1990) also was selected

GTE Academic All-American of the Year...Drafted in the fourth round by Dallas before embarking on six-year NFL career with San Francisco and Denver...Following his playing career, served NFL coaching stints with Oakland (1997), Philadelphia (1998) and Carolina (1999-2000) before returning to the collegiate scene as offensive coordinator at the University of Virginia (2001-02)...Since returning to the NFL in 2003 as offensive coordinator at Jacksonville (2003-04) and stints coaching quarterbacks with the Washington Redskins (2005) and the Atlanta Falcons (2006-10), he begins his first year coordinating the offense for the Minnesota Vikings.



**Bob Newland (1968-70)** — Oregon's 1970 MVP completed collegiate career as school's most prolific receiver ever, accumulating 125 receptions, 1,941 yards and 13 touchdowns...The first-team Pac-8 all-league and All-America choice looms as the Ducks' last player to lead league in receiving (67 catches, 1,123 yards) his senior year...Drafted in the seventh round by New Orleans in 1971, accumulated 124 catches for 1,877 yards and eight TDs in five seasons before retiring in 1975...Selected as

university's top student-athlete in 1971, was the recipient of school's top alumni award (Leo Harris Award) in 1991 before earning his way into Oregon's Athletic Hall of Fame in 1994.



**Haloti Ngata (2002-05)**



**Haloti Ngata (2002-05)** — Completed his collegiate career as one of Oregon's most dominant defensive linemen of all time before the first-round NFL draft choice departed school following his junior year...The school's first consensus All-American in more than four decades was voted the Pac-10's co-defensive player-of-the-year as well as the recipient of the Morris Trophy as it's top defensive lineman in 2005...Also one of three Outland Trophy finalists (nation's top interior lineman) as well as among the final five for

the Bronko Nagurski Trophy (nation's outstanding defensive player)...Leading the conference's interior linemen in tackles (61) his final year, he became the Ducks' first defensive lineman to be named team MVP in 18 seasons...Capped his tenure with 151 tackles and a school-record seven blocked kicks...Included was a single-game high 14 tackles (11 unassisted) vs. California (11/5/05)...The school's highest defensive line draft choice ever was taken with the 12th pick by the Baltimore Ravens...The 2010 All-NFL pick and two-time Pro Bowler (2009-10) has accumulated 328 tackles (200 solo), 12 QB sacks, three interceptions and two fumble recoveries since being named to 2006 all-rookie team.



**Ahmad Rashad (Bobby Moore) (1969-71)** — Few players will ever match the exploits of Bobby Moore, who established Oregon's single-game (249), season (1,211) and career (2,306) rushing records, as well as season (54) and career (131) receptions pinnacles...Established no fewer than 14 school records and was the only player to lead the Pac-8/Pac-10 Conference in scoring (1969-70) from two different positions (RB, WR)...The 1971 first-team all-conference and All-America choice was the fourth pick in the 1972 NFL draft

by St. Louis, where he was selected to the NFC all-Rookie team...His ten-year NFL career culminated with a six-year stint in Minnesota and one Super Bowl appearance (1977)...The four-time Pro Bowl honoree accumulated 495 receptions for 6,831 yards and 44 touchdowns...Now an Emmy award-winning sportscaster, he became the seventh UO alum elected to the College Football Hall of Fame in 2007.

## NOTABLE OREGON STANDOUTS



**Nick Reed (2004-08)** — Expanded on the All-America pace he established for himself as a junior, positioning himself to be considered among the top defensive linemen in school history -- both on and off the field ... Became only second football player at Oregon to ever earn first-team All-America honors on the field (Walter Camp Foundation) and in the classroom (ESPN the Magazine), joining Steve Barnett (1962) ... The two-time first-team Academic All-American and Draddy Award semifinalist led the country in

fumble recoveries (5), ranked fourth (tie) nationally (1st in the Pac-10) in quarterback sacks (13.0), and tied for ninth in tackles for loss (20.0) in 2008 ... The team's ninth-leading tackler not only was awarded the Morris Trophy as the Pac-10's top defensive lineman, he was voted by his teammates as the Ducks' Most Outstanding Player ... Posting quarterback sacks in nine of his last 12 appearances, the two-time first-team all-conference pick equaled the school's single-game record for quarterback sacks and surpassed the career pinnacle (29.5) ... His 20.0 TFLs tied for the fourth most in a single season (3.0 shy of the school record) and he finished his career second on the all-time list with 51.5 (1.5 short of the career leader) ... One of eight semifinalists for the Lott Trophy (nation's defensive impact player of the year) and one of six finalists for the Ted Hendricks Award (college football's top defensive end) before drafted in the seventh round of the NFL Draft by Seattle ... Career totals of 23 tackles and three fumble recoveries over stints with the Seahawks, Tampa Bay and Chicago ... Signed by Minnesota prior to the start of the 2012 season.




**Mel Renfro (1961-63)** — One of school's top two-sport All-Americans, accumulating 1,540 yards rushing and 141 points during his football career while finishing second in the 1962 NCAA 120-yard high hurdles running for legendary UO coach Bill Bowerman...The former Jefferson High School (Portland) great departed Oregon owning a minimum of four gridiron records and two on the track...Enjoyed 14 illustrious seasons with Dallas after chosen in second round of the 1964 NFL draft, retiring in 1977...Made

Pro Bowl appearances in each of first 10 seasons, was selected All-Pro five times and played in four Super Bowls...The Cowboys' all-time leader in kickoff returns (26.4 avg.) and interceptions (52) is enshrined in the following Hall of Fames: Texas Stadium (1981), State of Oregon (1983), College Football (1986), University of Oregon (1992), Portland Interscholastic League (1995) and NFL (1996).



**George Shaw (1951-54)** — The two-sport All-American (football and baseball) not only set Oregon's single-season passing record (1,358 yards) and the Pacific Coast Conference total offense record (1,536) in 1954, the two-way player led the country in interceptions (13) his first year and total offense his last...Still owns school's single season and career interceptions (18) pinnacle...Passed for 3,088 yards and 17 touchdowns in addition to rushing for 420 yards and nine scores in his career...Was the No. 1 pick in the

1955 NFL draft by Baltimore, accumulating 5,829 yards passing and 41 touchdowns in seven season with the Colts, New York Giants, Minnesota and Denver... Inducted into Oregon's Athletic Hall of Fame in 1992.



**Jim Shanley (1955-57)** — A three-year starter on both sides of the football, led the Ducks in scoring, rushing and receiving various seasons throughout collegiate tenure... Ranked 10th in the country in rushing as a sophomore (711)...Completed career as Oregon's all-time rushing leader (1,887) in addition to compiling 3,188 all-purpose running yards and 144 points...The all-Pacific Coast Conference choice earned Oregon's most valuable player honors for '58 Rose Bowl contingent...Playing in the NFL for one

season with Green Bay, was inducted into Oregon Athletic Hall of Fame in 1994.



**Akili Smith (1997-98)** — School's one-season passing leader (3,763 yards) culminated his brief Oregon tenure earning Pac-10 offensive player-of-the-year plaudits as a senior...Ranked third in league history for touchdown tosses in one season and surpassed the 400-yard passing pinnacle more than any other player (3) in school annals...Racked up 5,148 yards passing, 5,515 yards of total offense and 45 touchdowns in two seasons before rocketing to the third pick in the 1999 NFL draft by Cincinnati...

Exited the college ranks by throwing for 456 yards in a Aloha Bowl setback to Colorado...Completed 215 of 461 passes for 2,212 yards and five TDs in four seasons (22 appearances/17 starts) with the Bengals. Went to camp with Green Bay in 2003 and Tampa Bay in 2005 before playing five games with the CFL's Calgary Stampeders in 2007.



**Jim "Yazoo" Smith (1965-67)** — A first-team All-American his senior season of 1967, the native of Yazoo City, Miss. was one of the greatest defensive backs in Oregon history...A two-time Pacific-8 all-conference pick, he led Oregon with three interceptions as a senior...Allowed opposition only 22 catches as a junior...Also an outstanding kick returner, which aided in his selection as team's most valuable player his final season...Holds the record for longest fumble recovery of 99 yards versus Oregon State in 1966...

Was the 12th collegian picked in the first round of the 1968 NFL draft...He was a starter for the Washington Redskins until a broken neck ended his brilliant career...Prior to NFL play, he appeared in three all-star games, being selected for the East-West Shrine game, the Hula Bowl, and the Coaches All-America game... Was awarded the university's Emerald Athletic Trophy and was voted to the Eugene Register-Guard's alltime UO football squad.



Jonathan Stewart (2005-07)



**Jonathan Stewart (2005-07)** — Few players in school history have ever combined the speed and power as the 2007 first-team All-American (American Football Coaches Association) ... The single-season rushing (1,722) and all-purpose yards (2,481) school record-holder was a unanimous first-team Pac-10 all-conference selection as a junior, his final year in Eugene before opting to enter the NFL Draft ... The Maxwell Award (College Player of the Year) and Doak Walker Award (nation's premier running back) semifinalist ended his collegiate playing days with a career-best and Sun Bowl record 253

rushing yards (2nd in school history) ... His bowl performance was barely his best effort of the season, coming after 251 rushing yards (3rd in school history) at Washington and 310 all-purpose yards (Oregon's 8th all-time) at Stanford ... Joined Reuben Droughns as the only players in school history to run for more than 200 yards twice in the same season ... Produced an 88-yard touchdown run in 2007 vs. Fresno State, the second-longest run from scrimmage by a Duck ... His 97-yard kickoff return in 2005 vs. Oregon State ranks as the fourth-longest in school annals ... Ran for more than 100 yards a school-best 14 times during his career, as Oregon compiled an 11-3 record in those contests ... Completed his Oregon career as the second-leading rusher in school history with 2,891 yards and third all-time with 4,889 all-purpose yards ... Finished second in school history with a 28.69 career kickoff return average ... Selected as the 13th overall pick in the 2008 NFL Draft by Carolina, has accumulated 3,500 yards and 26 TDs rushing in his NFL career ... Ran for a career-best 1,133 yards and 10 scores in 2009, including a franchise record 206 yards vs. the NY Giants, while earning three starts.

## NOTABLE OREGON STANDOUTS



Norm Van Brocklin (1947-48)



**Norm Van Brocklin (1947-48)** — Originating Oregon's quarterback legacy, tabbed the school's all-time QB by the Register-Guard... Twice paced the Pacific Coast Conference in passing (1,010 yards in 1948) and punting once (40.1 avg., 1947), ending with 1,949 yards passing... "The Dutchman" led Ducks to their first bowl game in 29 years and 16 wins in 21 games, throwing for 145 yards in the 1949 Cotton Bowl... The 1948 All-American was picked in the fourth round of the 1949 NFL draft by Los Angeles, accumulating

23,611 yards, 173 touchdowns and a 42.9-yard punting average in 12 seasons... The league's three-time passing champion and two-time punting leader led the Rams (1949-57) and Philadelphia (1958-60) to league titles, claiming MVP honors his final year... Proceeded to coach 13 more seasons with Minnesota (1961-67) and Atlanta (1969-74)... Inducted into the National Football Foundation and College Hall of Fame, Pro Football Hall of Fame and the university's Athletic Hall of Fame.



Max Unger (2004-08)



**Max Unger (2004-08)** — It came as no surprise that the two-time first-team all-conference standout continued to get better with age, drawing All-America acclaim from Pro Football Weekly, SI.com and Rivals.com during his final year in Eugene ... Tied for second in the country with 51 consecutive starting assignments, he displayed his versatility by opening two games at his former left tackle outpost while returning to his familiar center position for the other 11 outings ... Captained a line that helped the '08 Ducks

set school standards for rushing yards (3,641) and rushing touchdowns (47) ... The Pac-10's academic all-conference honorable mention selection was named the Ducks' top offensive lineman (Ed Moshofsky Award) for the third year in a row ... Grabbed national attention heading into his final collegiate season as he was included on watch lists for the Rimington (nation's best center) and Outland trophies (top interior lineman in the country), as well as the Rotary Lombardi Award (bowl subdivision's top lineman) ... Was drafted in the second round of the 2009 NFL Draft by Seattle, starting all 16 games (guard/center) his rookie year ... Has started all 32 games he's played in during three seasons.




**Kenny Wheaton (1994-96)** — Few players have been more revered for one play but few Oregon cornerbacks were any better... Returned 97-yard interception for a touchdown against Washington as a redshirt freshman (1994) to secure the win that catapulted Ducks to their first Rose Bowl berth in 37 years... The two-time second-team All-American and '96 team MVP led the Pac-10 in interceptions as a sophomore (7) before leading team in tackles (73) his junior year... Drawing all-conference acclaim each of his

three seasons, the 1996 first-team all-league standout ended his collegiate career with 205 tackles (135 unassisted) and 16 interceptions before becoming first player in program's history to opt for the NFL draft early... The 1997 third-round pick of the Dallas Cowboys played in 22 games over three seasons (one start, 44 tackles, one interception, two recovered fumbles) before injuries intervened... Played with Detroit of the Arena Football League in 2002 before signing with Toronto in the Canadian Football League in 2003... Was a mainstay with the Argonauts until his retirement in 2009, leading them to the Grey Cup (CFL Championship) in 2004... Set the CFL postseason record for longest interception return for a touchdown (116 yards) in 2004 ... Voted into the Oregon Athletic Hall of Fame in 2011.




Kenny Wheaton (1994-96)



**Dave Wilcox (1962-63)** — The Boise Junior College transfer made his mark on the collegiate level as an interior lineman despite catching four passes for 57 yards as an end his junior year... Earned third-team All-Coast honors as a senior while named the Ducks' most improved player, yet gained his greatest share of notoriety at the next level... Played a key role in Oregon's Sun Bowl victory in 1963 and was named most valuable lineman in the 1964 Hula Bowl... Drafted in the third round of the NFL draft by San Francisco,

accumulated 13 interceptions during an illustrious 11-year professional career in which he played in seven Pro Bowls and was selected all-NFL on five occasions... Earning his way into the University of Oregon Hall of Fame in 1993, he was inducted into the NFL Hall of Fame on July 29, 2000.



**Gary Zimmerman (1980-83)** — The premier offensive lineman in Oregon history as well as one of the NFL's all-time greats completed his collegiate career by being named the Pac-10's top offensive lineman his senior year... The first-team all-conference and All-Coast choice also earned the rare distinction of receiving league player-of-the-week accolades following a 1983 win over California... The 12-year NFL veteran and seven-time Pro Bowl selection was named to the all-NFL first team on five occasions after

breaking into the professional ranks with a two-year stint in the USFL... The 1997 NFL offensive lineman of the year accumulated a string of 169 consecutive starting assignments before retiring from the Broncos with a Super Bowl win following the 1998 season. The 1993 inductee into Oregon's Hall of Fame was formally added into the NFL Hall of Fame in 2008.

ALL-TIME OREGON ASSISTANT COACHES

**A**  
**Nick Aliotti**.....1988-94/1999-present  
 Dick Arbuckle.....1974-76  
**Jerry Azzinaro**.....2009-present

**B**  
 John Becker .....1977-79  
 Mike Bellotti .....1989-94  
 Carl Blackburn .....1974  
 Alan Borges.....1995  
 Bill Bowerman.....1948-52  
 Jesse Branch.....1972-73

**C**  
**Gary Campbell**.....1983-present  
 Norm Chapman .....1967-71  
 Andy Christoff.....1977-82  
 Reanous Cochran .....1957  
 Ralph Cole.....1938  
 Max Coley.....1959-68  
 Vaughn Corley.....1939-41/1945-46  
 Anson Cornell.....1942  
 Don Cortez.....1975-76  
 Gary Crowton.....2005-06

**D**  
 Gene Dahlquist .....1974-76

**E**  
 Brad Ecklund .....1958-59  
 Harry Ellinger .....1926  
 Dick Enright.....1970-71

**F**  
 Dan Ferrigno .....2001-05  
 Bob Foster .....1998-99  
 Jerry Frei .....1955-66  
**Scott Frost**.....2009-present

**G**  
 Michael Gray .....2005-08  
 Mike Gillhamer .....2001-02  
**Steve Greatwood**.....1982-94/2000-present  
 Bob Gregory .....1998-00

**H**  
 Willard Hammer .....1953-57  
 Gene Harlow .....1951  
 Carl Heldt.....1947  
**Mark Helfrich**.....2009-present  
 Ron Hudson .....1977-78  
 Charles "Shy" Huntington .....1918

**J**  
 Milt Jackson.....1977-78  
 Ed Johns.....1963-69


**K**  
 Chip Kelly.....2007-08  
 John Kitzmiller.....1932-35  
 Dirk Koetter .....1996-97

**L**  
 Jerry Lillie.....1949-50  
 Andy Ludwig.....2002-04

**M**  
 Fred Malone .....1979  
 John Marshall.....1969-76  
 Robert Martz .....1926-27  
 Bill Maskill.....1983-87  
 Bob McClure.....1949-50



**Johnny McKay**  
1950-58



**John Marshall**  
1969-76




**John Ramsdell**  
1983-94



**John Robinson**  
1960-71



**Joe Schaffeld**  
1974-97



**George Seifert**  
1967-71



**Bill Tarrow**  
1977-96



**Charlie Waters**  
1975



Former long-time assistant Neal Zoumboukos continued as a special assistant to the athletic director through 2010 following his retirement from coaching..

Bob McCray.....1977-81  
 Phil McHugh.....1958-68  
 Johnny McKay.....1950-58  
 Mike Mikulak.....1937-40  
 Dick Miller .....1947-48

**N**  
**John Neal**.....2003-present

**O**  
 Jack O'Brien .....1930-31  
**Tom Osborne**.....1995-00/2007-present

**P**  
**Don Pellum**.....1993-present  
 Chris Petersen.....1995-00  
 Robin Pflugrad.....2006-08

**R**  
 John Ramsdell .....1983-94  
 Don Read.....1972-73  
 Richard Reed.....1927-28/1936-37/1945-46  
 Bill Reinhart .....1924-25/1929-31  
 Frank Riggs .....1929  
 Sam Robertson.....1972-73  
 John Robinson.....1960-71  
 Jack Roche .....1951-70/1975-76  
 Robin Ross.....1997-98/2001-04

**S**  
 Joe Schaffeld .....1974-97  
 Denny Schuler .....1986-92  
 Ray Segale.....1942  
 George Seifert.....1967-71  
 Willie Shaw.....1979  
 Eugene Shields.....1929-37  
 Jim Skipper .....1980-82  
 Bruce Snyder.....1967-71  
 Steve Sogge.....1972-76  
 Bart Spellman .....1919-24  
 Lon Steiner .....1956  
 Vern Sterling.....1952-54  
 Ron Stratten .....1968-71  
 Rich Stubler .....1996-97  
 Bob Sullivan.....1948-49

**T**  
 Bill Tarrow .....1977-96  
 Jeff Tedford .....1998-01  
 Howard Tippett .....1977-78  
 Bob Toledo.....1983-88

**V**  
 Manny Vezie .....1941-42  
 Eugene Vidal.....1926-27  
 Fred von Appen .....1972-76

**W**  
 Joe Wade .....1972-74  
 Dave Walker .....1980-85  
 John Warren .....1935-41/1945-48  
 Charlie Waters.....1995  
 Erik Widmark .....1979-82  
 Boz Williams.....1924-25  
 Ben Winkleman .....1946

**Z**  
 Frank Zazula .....1947-48  
 Neal Zoumboukos.....1980-06

**A**

Abbey, William 1945-46-47  
 Adams, Jim 1998-99-00-01  
 Adams, John 1952  
 Adolph, D. 1927  
 Afuvai, Darce 1996  
 Aguirre, Marco 1997-98  
 Agyeman, Kwame 2004-05-06-07  
 Aiken, James Jr. 1948  
 Aitkenhead, Greg 1984-85  
 Akerman, Rich 1969-70-71  
 Albright, Farrell 1952-53  
 Ale, Leroy 1986-87-88-89  
 Aleman, Cy 2000-01  
 Allen, Derek 1994-95-96  
 Allen, Jeff 1989-90-91  
 Allen, Keith 2001-02-04  
 Allison, Michael 1992-93  
 Allman, Howard 1951  
**Alonso, Kiko 2009-11**  
 Alstock, Francis 1921  
 Alston, Jr., Remene 2007-08-09-10  
 Altenhofen, Greg 1958-59  
 Amato, Tony 1935-36-37  
 Amundson, Allan 1999-00-01-02  
 Amunsen, Fred 1914  
 Anderson, Anthony 2010  
 Anderson, Bob 1948-49-50  
 Anderson, Christian 1993-94-95-96  
 Anderson, Jim 1970-71  
 Anderson Kevin 1978-79  
 Anderson, Louis 1923-24-25  
 Anderson, Maurice 1971-72-73  
 Anderson, Robert 1945  
 Anderson, Ron 1959-60-61  
 Anderson, Stan 1917-18-19  
 Anderson, Steve 1937-39  
 Anderson, Ted 1951-52-53  
 Anderson, Thurman 1969-70-71  
 Anderson, Williams 1945  
 Andrews, Justin 2003-04-05  
 Andrews, Mark 1968-69-70  
 Angell, H.D. 1898-99  
 Arbuckle, Dick 1959-60  
 Arca, Ron 1979  
 Archer, Dan 1965-66  
 Archer, Sam 1986-88  
 Archer, Woodward 1928-29  
 Armendariz, Mike 1998  
**Armstrong, Karrington 2011**  
 Arnold, LeFrancis 1971-72-73  
 Armspiger, O. 1905-06-07  
 Arriaran, Jim 1978-79  
 Arroyo, Jose 2001-02  
 Aschbacher, Darrel 1957-58  
 Ashcom, Richard 1940-41-42  
 Asher, Jeremy 1992-93-94-95  
 Ashworth, Robert 1951  
 Asper, Mark 2008-09-10-11  
 Atiyeh, Victor 1942  
 Austin, Charles 1954-55-56  
 Austin, Jeff 2000

**B**

Baack, Steve 1980-81-82-83  
 Babb, Mike 1978-79-80  
 Babbs, O.B. 1991-1982  
 Bachtold, Paul 1977-78  
 Back, W. 1934  
 Bacon, John 2006-07-08  
 Baguio, Joe 1990-91  
 Bailey, E.F. 1912  
 Bailey, Ken 1923-24-25  
 Bailey, Orville 1930-31-32  
 Bailey, Steve 1970-71  
 Bailey, Troy 1992-93-94-95  
 Bain, Lu 1961-62-63  
 Bair, Brandon 2007-08-09-10  
 Baldwin, Bob 1994-95-96  
 Bandison, Romeo 1990-91-92-93  
 Barber, Manning 1952  
 Barber, Merritt 1952  
 Barker, Brent 1996-97-98-99  
 Barker, Gary 1997-98-99-00  
**Barker, Kenjon 2009-10-11**  
 Barnes, Derrick 1993-94-95-96  
 Barnes, Emery 1950-52-53  
 Barnes, Eric 1992-93  
 Barnes, Lew 1983-84-85  
 Barnes, Mike 1966  
 Barnett, Steve 1960-61-62  
 Bartels, Bob 1942

Bartholemey, Wayne 1946-47-48  
 Bartlett, Ken 1914-16  
 Bassett, Bob 1985-86  
 Bates, Jackie 2004-05-06  
 Bates, Ralph 1930  
 Bates, Willie 1951  
 Battle, Larry 1971  
 Bauer, Greg 1974-75-76  
 Bauge, Paul 1959-60-61  
 Bauman, Rashad 1997-98-00-01  
 Bausley, Dondre 1989  
 Bautista, James 1988-89-90-91  
**Beard, Rob 2009-10-11**  
 Beck, Gary 1977-80-81  
 Beckett, Josh 1998-99  
 Beckett, J.W. 1913-14-15-16  
 Beekley, Bruce 1976-77-78  
 Belden, Matt 1994  
 Belisle, Mike 2001  
 Bell, George 1946-47-48-49  
**Bennett, Bryan 2011**  
 Bennett, George 1974-75-76  
 Bentley, Arleigh 1936-37  
**Benyard, Everett 2011**  
 Berg, Art 1917-18-19  
 Berg, Ron 1962-63  
 Berkich, Mike 1978-79-80-81  
 Berrie, Leonard 1952-53  
 Berry, Bob 1962-63-64  
 Berry, Chandler 1936  
 Berry, John 1939-40  
 Berry, Latin 1986-87-88-89  
 Berwick, Jim 1946-47-48  
 Beyer, Tim 1976-77-78  
 Bidings, E.R. 1898  
 Bidwell, Josh 1995-96-97-98  
 Billups, Harry 1979-81-82-83  
 Binns, Marques 2002-03-04  
 Birden, J.J. 1984-85-86-87  
 Bisharat, Charles 1979-80  
 Bishop, C.K. 1932-33  
 Bishop, C.M. 1897-98-99  
 Bishop, Richard 1934-35  
 Bjork, Delbert 1934-35-36  
 Blackman, Thomas 1936  
 Blackwell, Howard 1990  
 Blake, Merle 1918-19  
 Blakey, Mike 1985-86-87-88  
 Blanchard, Tom 1967-69-70  
 Bland, Todd 1982-83-84-85  
 Blasler, Willie 1977-78  
 Blatchey, Ray 1942  
 Bledsoe, Gordon 1979-80-81  
 Blenkinsop, Robert 1938  
 Bliss, Jackson 1923-24-25  
 Blount, LeGarrette 2008-09  
 Boatright, Scot 1987-88-89-90  
 Bobbitt, Howard 1932-33  
 Bodner, Steve 1940-41-42  
 Boice, Jed 1997-99-00  
 Bolliger, Mike 1971-72-73  
 Bond, Deane 1945  
 Bondelie, Ken 1974  
 Bonney, J. 1895

**C**

Cabrera, D.J. 1991-92-93-94  
 Cabs, Ed 1991  
 Cadenasso, Don 1963  
 Cadenasso, Jim 1938-39  
 Cafferty, Tom 1976-77  
 Calderwood, James 1949-50  
 Callier, Michael 1999-00  
 Callison, Everett 1961  
 Callison, Prink 1920-21-22  
 Campbell, Cogs 1922-23  
 Campbell, Leroy 1951-54  
 Canfield, Wallace 1913-14  
 Carey, Jordan 2003  
 Carey, Robert 1950  
 Cargill, Duane 1960-61-62  
 Carlson, Pete 1972  
 Carson, Tra 2011  
 Cartales, Harry 1964-65-66  
 Carter, Clarence 1925-26-27  
 Carter, Ken 1972-73  
 Carter, Ross 1934-35  
 Carter, Ross 1964-66  
 Carter, Shirley 1929  
 Casey, Tim 1963-64-65  
 Cash, Theodore 1951  
 Cashin, Carl 1975  
 Cason, Wendell 1981-82-83-84  
 Castle, Brian 1980-81-82  
 Castle, Eric 1989-90-91-92  
 Causey, Don 1963  
 Cavaillie, Rory 2006-07-08-09  
 Celotto, Tonio 2007-08  
 Cespedes, Jan 1986-87  
 Chambers, Corey 1999-00-01-02  
 Chance, Chad 1998-99  
 Chandler, B. 1908  
 Chandler, Ben 1910-11-12  
 Chandler, W. 1906  
 Chapman, Norm 1955-56-57  
 Chapman, T.J. 1918-19  
 Chapman, W.H. 1921-22-23  
 Chappell, George 1928  
 Cheney, Erik 2003  
 Cherry, Tony 1984-85  
 Chevront, Aaron 1998  
 Chriss, Mike 1974-75-76-77  
 Christensen, Dave 1983  
 Christensen, George 1928-29-30  
 Chrobot, Ed 1947-48-49

**C**

Brown, Andiel 2006-07  
 Brown, Ben 1960-61  
 Brown, Brian 1990-91-93  
 Brown, Dick 1946  
 Brown, Don 1982-83-85-86  
 Brown, Donald 1942  
 Brown, Eugene 1972-73-75-76  
 Brown, Jerry 1996-98  
 Brown, John 1955-56  
 Brown, Mark 1986  
 Brown, Reggie 1980-81  
 Brown, Rutherford 1920-21-22  
 Brown, Steve 1979-80-81-82  
 Browne, Al 1929  
 Bruce, Mickey 1960-61  
 Brundage, Mike 1964-65-66  
 Brust, Ray 1996-97-99  
 Bryan, Rudy 1976-77-78  
 Bryant, Kenny 1977-78  
 Bryant, Raymond 1913-15  
 Bryson, R.S. 1895-96  
 Buettner, Steve 1969-70-71  
 Buller, John 1966  
 Bullock, Dennis 1976-77  
 Bunker, Steve 1964-65-66  
 Burke, J.O. 1924  
 Burleson, Paul 1961-63  
 Burnell, George 1926-27-28  
 Burnett, Len 1958-60  
 Burns, Ken 1981  
 Burwell, Sean 1990-91-92-93  
 Busch, Louis 1946  
 Bussey, Mark 1981  
 Butkovich, Louis 1940  
**Butterfield, Ben 2011**  
 Butterfield, Brian 2008-09-10  
 Butts, Jeff 1974-75-76  
 Byler, Horace 1922  
 Byrd, Desmond 1994-95-96-97  
 Byrd, Jairus 2006-07-08  
 Byrne, John 1982-83-84-85

**D**

Churchill, Jim 1975-76  
 Chung, Patrick 2005-06-07-08  
**Clanton, Ryan 2011**  
 Clark, Dan 1977-78  
 Clark, Jack 1964-65  
 Clark, Mario 1972-73-74-75  
 Clark, Zac 2009-10  
 Clarke, Dudley 1907-08-09  
 Clarke, H. 1931-32-33  
 Clay, Dennis 1980-81-82  
**Clay, Michael 2009-10-11**  
 Clayton, Stephen 2001-02-03  
 Clemens, Delmer 1950  
 Clemens, Kellen 2003-04-05  
 Clerin, Hugh 1921  
 Clesceri, Joe 1959-60  
 Clifford, Kealii 1991  
 Clough, Rich 1977-78  
 Cobb, Charley 1970  
 Cochran, Reanous 1954-55-56  
 Coddling, Clarence 1934-35  
 Codson, R.M. 1980  
**Cody, Nick 2009-10-11**  
 Colbert, Austin 1928-29-30  
 Coleman, Donald 1978-79  
 Coleman, George 1971-72-73  
 Coleman, J.R. 1895-96  
 Coleman, Lionel 1969-70  
 Coles, LaSalle 1928  
 Collins, Brian 1992-93-94-95  
 Collins, LaCorey 1997-99-00  
 Collinsworth, David 1989-90-91-92  
 Colvin, Cameron 2004-05-06-07  
 Conner, Andy 1988-89-90-91  
 Conners, Jack 1972-73  
 Cook, George 1917-18-19  
 Cook, Melvin 1975-76-77  
 Cook, Sam 1913-15  
 Cook, Sonny 1999-00  
 Cooper, Jason 1997-98-99  
 Cooper, Tim 1985-86-87  
 Core, Grant 1983  
 Corey, Buck 1961-62-63  
 Cornell, Anson 1913-15-16  
 Cosgrove, Chris 1978-79-81-82  
 Cosman, Jim 1914-15-16  
 Costa, Nate 2009-10  
 Cota, Chad 1991-92-93-94  
 Cotton, Al 1998-99  
 Couch, Ray 1917-18-19  
 Countryman, Jack 1950  
 Covington, Jerome 1978-79  
 Coyle, David 1995  
 Crabtree, Jack 1955-56-57  
 Crabtree, Tom 1955-56  
 Cramer, Mark 1974-75-76-77  
 Crenshaw, Andre 2006-07-08-09  
 Cress, Scott 1965-66-67  
 Crish, Tony 1940-41-42  
 Crites, Ronald 1945  
 Crowell, Dean 1914-15-16  
 Crowley, Rich 1967  
 Crowston, Kyle 1991-92  
 Crump, David 1995-96  
 Cuffel, Hal 1950  
 Cullen, Sean 2007  
 Culligan, Kevin 1973-74-75  
 Culp, David 1983-84  
 Culwell, Val 1940-41-42  
 Cummins, Jeff 1990-92  
 Cunningham, Gunther 1966-67-68  
 Cuppoletti, Bruno 1932-33  
 Curran, Tom 1991-92-93  
 Currie, George 1930  
 Curtis, Lynn 1951  
 Cusano, David 1986-87-88-89  
 Cuttrell, Dave 1994

**D**

Dairy, Rory 1988-89-90  
 Dale, Derrick 1976-77-78  
 Dalgleish, D. 1918-19  
 Daly, Dan 1977  
 Daly, Seaton 1994-95-96-97  
 Dames, George 1966-67-68  
 Daniels, Chester 1948  
 Daniels, Gary 2001-02  
 Daniels, Roger 1956-59  
 Daniels, Samuel 1949-50  
**Dargan, Erick 2011**  
 Daugherty, Richard 1950  
 Davenport, Richard 1951

Davis, Don 1977-80-81  
 Davis, Drew "D.J." 2007-08-09-10  
 Davis, Gary 1964-65  
 Davis, Keith 1971-72-73  
 Davis, Robert 1940-41-42  
 Davis, Sharrod 2005  
 Davis, Todd 1970  
 Day, J. 1923  
 Day, Tim 2002-03-04-05  
 Deadwiler, Derrick 1992-93  
 Dean, Lowell 1962-63-64  
 DeBisschop, Bobby 1983-84-85-86  
 DeCourcy, Keith 1947-48  
 Deeds, Cameron 1942  
 DeGroot, Tim 1992  
 DeLaGrange, Michael 2002-03-04  
 DeBiaggio, Bill 1960-61-62  
**Delaney, Chad 2011**  
 Delegato, Mike 1978-79-80-81  
 DeLeon, Pat 1989  
 Dennis, Kirk 1986-87-88  
 Denton, Carl 1911  
 DePalo, Ryan 2004-05-06-07  
 Deskin, C. 1945  
 Devaney, Dan 1983-84-85-86  
 DeVarona, Dave 1965  
 deVries, Stefan 1996-97-98  
 Dickson, Ed 2006-07-08-09  
 Diederichs, George 1950-51-52  
 DiFonzo, Mike 1992-93  
 Dills, W. 1925  
 Dion, Terry 1977-78-79  
 Dittman, David 2004  
 DiVincenzo, Mike 2009  
 Dixon, Dennis 2004-05-06-07  
 Dixon, Dick 1960-61-62  
 Dixon, Homer 1925-26-27-29  
 Doerr, Kurtis 1999-00  
 Doman, Sam 2010  
 Donahue, John 1928-29-30  
 Donnell, Gerald 1935  
 Donnelly, Steve 1972-73-74  
 Donnerberg, Joe 1994-95-96  
 Donovan, Dennis 1937-38-39  
 Donovan, Walter 1945-46  
 Dorning, Dale 1983-84  
 Dorsey, Quinn 1999-01-03  
 Dotur, Steve 1947-48-49  
 Dougherty, Lee 1949-50  
 Douglass, Doug 1988-89-90-91  
 Dozier, Eric 1989-90  
 Dragich, Matt 2005  
 Drake, Bill 1969-70-71  
 Dresser, James 1978-79  
 Drougas, Tom 1969-70-71  
 Droughns, Reuben 1998-99  
 Dudley, G. 1917  
 Duffy, E.J. 1982-83-84-85  
 Dugan, George 1942-46  
 Dukes, Craig 2002  
 Duman, Les 1974-75-76  
**Dungy, Eric 2011**  
 Dunham, Harold 1950-51-52  
 Dunlap, William 1941-42  
 Dunning, Elliott 1984-87  
 Durando, Tim 1977-78-79  
 Durbin, Dan 1973  
 Dyer, Roy 1939-40-41  
 Dykes, Curt 1988-89

**E**

Eagle, Alex 1932-33-34  
 Eaglin, Ray 1965  
 Earl, V.D. 1901-02-03-04-05  
 Earle, Garrett 1978-80  
 East, Kaon-Jabbar 1995-96  
 Eastburn, Greg 1976  
**Ebanez, Dane 2011**  
 Ecklund, Brad 1946-47-48  
 Edmundson, J. 1896  
 Edwards, Alfred 1950  
 Edwards, Eric 1995-96-97-98  
 Edwards, F.A. 1899  
 Edwards, H. 1945  
 Edwards, Terrell 1990-91-92  
 Edwards, Thomas 1950-51  
 Ehret, Frank 1974  
 Eichinger, Jon 1986-87  
**Ekpre-Olomu, Ifo 2011**  
 Eldart, Don 1950  
 Ell, Roy 1940  
 Elliott, Charles 1941-42-46

## ALL-TIME OREGON LETTERMEN

Elliott, Eric 1984-85-86-87  
 Elliott, Thomas 1952  
 Ellis, Tim 1980-81-82  
 Elms, Arlan 1964-65-66  
 Elshire, Erik 2006-07  
 Elshire, Neil 1978-79  
 Emami, Arash 1997  
 Embry, Garrett 2008-09  
 Emmons, Frank 1937-38-39  
 English, Pat 1978-79-80  
 Engstrom, John 1935-36  
 Erdley, John 1929-39-31  
 Erickson, Leroy 1942  
 Ermini, Larry 1975-76  
 Ervin, Carl 1950  
 Estes, W. 1934-35-36  
 Eustace, Alan 1971  
 Evensen, Matt 2005-06-07-08  
 Evenson, Jim 1967

## F

Faeteete, David 2004-05-06-07  
 Farmer, Teddy 1974  
 Farrar, Edward 1934-35-36  
 Farris, J.R. 1912  
 Farwell, Joe 1989-90-91-92  
 Favroth, Charles 2002-03-04  
 Feeley, A.J. 1999-00  
 Fell, Bill 1959  
 Fenton, Carl 1910-11  
 Feola, Craig 1976-77  
 Fergus, Scott 1998-99  
 Ferras, Blake 2008-09  
 Ferry, Vince 1990-91-92  
 Ficco, Randy 1977-78  
 Fife, Jason 2002-03  
 Figon, Jim 1970-71-72  
 Figueras, Jaiya 1994-95-96-97  
 Figures, Joe 1978-79-80-81  
 Filipe, Victor 2004-05  
 Finicle, Tim 1979-80  
 Finley, James 2005-06  
 Finzer, Phil 2001-02  
 Fish, Dave 1957-58  
**Fisher, Jake 2011**  
 Fitchet, Monte 1961-63  
 Fitzgerald, John 1987-88-89-90  
 Fitzgerald, Paul 1985  
 FitzPatrick, Devin 1985-86-87-88  
 Flanagan, Shawn 2003-04  
 Fletcher, Michael 1996-97-98-99  
 Fletcher, Stephen 1929-30  
 Flint, Morgan 2008-09  
 Floberg, Matt 2001-02-03  
 Fluke, Dave 1963  
 Fooladi, Manoochehr 1971  
 Ford, Dwight 1979-80-81-82  
 Ford, J. 1899

**Forde, Ayele 2011**

Forer, Max 2009-10  
 Forsta, Eiril 1929-30-31  
 Forster, Joey 2000-01-02  
 Foskett, Bob 1965-66  
 Foskett, William 1936-36-38  
 Fouts, Dan 1970-71-72  
 Fouts, Mike 1976  
 Francis, Russ 1972-73  
 Frankel, Josh 1997-99-00  
 Franklin, Jim 1967-68-69  
 Frary, Howard 1946  
 Fraser, Sandy 1957-58-60  
 Frease, Don 1969-70-71  
 Freiter, Zack 1998-99-00-01  
 French, Gilbert 1929  
 Freeman, Dave 1972-73-74  
 Freissel, F.M. 1905  
 Frizzle, P.T. 1902-03  
 Frye, Gardner 1932-33-34  
 Fury, Con 1933-34  
 Fury, Patrick 1936

## G

Gaechter, Mike 1961  
 Gaffney, Walter 1953-54  
 Gagnon, Roy 1932-33-34  
 Gaiser, Rich 1982-83-84  
 Gammon, David 1936-38  
 Garrett, Dobie 1914-15-16  
 Garrett, Kevin 2006-07  
 Garrett, Tommy 1974-75  
 Garza, Dan 1946-47-48  
 Gassner, Dennis 1967-68-69

Gaulden, Richard 1949  
 Gebhardt, Ted 1937-38  
 Gee, Leighton 1931-32-33  
 Geiger, Roy 1976-77  
 Gibbs, Jeremy 2006-07  
 Gibbs, Ross 1980-81  
 Gibilisco, Jack 1949  
 Gibson, Cliff 1980-81-82  
 Gibson, Dave 1948-49-50  
 Gibson, Greg 1974-75  
 Giesecke, Ted 1932  
 Gilbert, Gary 1986-87-88  
 Gildon, Anthony 2007-09-10-11  
 Gilliam, Ryan 2004  
 Gillis, G. 1945  
 Giovanini, Nello 1936-37-38  
 Gipson, Aaron 2002-03-04-05  
 Gipson, Ronnie 1994-95-96  
 Glasper, Willie 2006-07-08-09  
 Glass, Leland 1969-70-71  
 Gleason, Jack 1967-68-69  
 Goldsmith, Vince 1977-78-79-80  
 Golka, Darrin 1985-86  
 Golpashin, Ramsen 2010-11  
 Goodin, F. 1935  
 Gooding, Bert 1924  
 Gould, Cotter 1926-27-28  
 Gould, Ron 1987  
 Grady, Scott 2009-10  
 Gragg, Jon 1976-77  
 Graham, Garret 2000-01-02  
 Graham, Tom 1969-70-71  
 Gram, H.B. 1921-22  
 Grant, Reggie 1975-76-77  
**Grasu, Hroniss 2011**  
 Gray, Michael 1981-82  
 Graybeal, Jay 1937-38-39  
 Grayson, Dave 1958-59-60  
 Graziani, Tony 1994-95-96  
 Greatwood, Steve 1977-78-79  
 Green, Bob 1969-70-71  
 Green Bobby L. 1972-73-74-75  
 Green, Rod 1986-87  
 Greenley, Charles 1952-53-54  
 Greer, Tony 1927  
 Gregg, Mark 1993-94-95-96  
**Greig, Mana 2010-11**  
 Griffin, Clifford 1941-42-46  
 Griffin, Damon 1994-95-96-98  
 Grossi, Tony 1984  
 Grosz, Dave 1958-59-60  
 Grote, Kent 1966-67-68  
 Grottkau, Bob 1956-57-58  
 Grover, Paul 1957-58  
 Gumina, Pete 1957  
 Gundy, Lee 1997-98-99-00  
 Gunther, Keith 1977  
 Guy, Tim 1971-72-73  
 Gydesen, Todd 1989-90-91

## H

Haake, Chris 1974-76  
 Haberly, Brent 2005-06  
 Hagemeyer, Josh 2003  
 Hagen, Leslie 1948-49  
 Hagen, M.C. 1926-27-28  
**Hagen, Ryan 2011**  
 Hagerty, Ed 1978-79-80-81  
 Haggerty, Ancer 1963-64-65  
**Haines, Dustin 2010-11**  
 Hale, Tom 1956  
 Haliski, Chester 1939-40  
 Hall, Collin 1989-90  
 Hall, Elmer 1910-12-13  
 Hall, Marion 1930  
 Halt, Earl 1951  
 Halverson, Brad 1968-69  
 Hammond, R.B. 1905  
 Hammond, T. 1899  
 Hampton, Kwante 1982-83  
 Hamstreet, Matt 1977  
 Hanable, Brian 1988-89  
 Hanna, Brandon 2009-10-11  
 Hanspard, Jermaine 1999-00  
 Harden, Harold 1926-27  
 Hardin, Steve 1991-92-93-94  
 Hardy, Ron 1990-91-92  
 Hargain, Tony 1987-88-89-90  
 Harper, Chris 2008  
 Harper, James 1984-85-86-87  
 Harper, Matthew 2006-07  
 Harrington, Joey 1999-00-01

Harrington, John 1967-68-69  
 Harris, Cliff 2009-10-11  
 Harris, Hymie 1939-46  
 Harris, Jim 1939-40  
 Harris, Ra'Shon 2005-06-07-08  
 Harris, Ronnie 1990-91-92  
**Hart, Taylor 2010-11**  
 Harter, Scott 1986  
 Hartley, Tony 1996-97-98-99  
 Haskins, Robb 1964-65  
 Hathaway, M. 1945  
 Hatton, H. 1929  
 Haugum, Dan 1970-71  
 Hawk, Bob 1969  
 Hawkins, Brian 1987  
**Hawkins, Daryle 2010-11**  
 Hay, Duncan 1967  
 Hay, Kirk 1968-69  
 Hayden, Henry 1931  
 Hayes, Liam 1989-90  
 Haynes, David 1976-77  
 Haynes, Donald 1997-98  
 Haynes, Gerald 1979-81  
 Heamish, Masi 1997-98  
 Heard, Bob 1957-58  
 Hearn, Stan 1968-69  
 Gould, Cotter 1926-27-28  
 Heckman, Rob 1989  
 Hedgepeth, Donald 1951-52-53  
 Hedges, Keith 1967-68  
**Heimuli, Ricky 2010-11**  
 Helfrich, Pat 1965-66  
 Henderson, Jack 1975-76-77  
 Hendrickson, Lynn 1966-67  
 Herd, Greg 1971-72-73  
 Herman, Doug 1981-82-83-84  
 Heron, Lachlan 1965-66  
 Herr, Steve 1971  
 Herron, Dale 1960  
 Heusner, William 1912  
 Hickey, Chuck 1976-77  
 Hicks, Clifford 1985-86  
 Hicks, Kevin 1982-83  
 Hickson, Dave 1973  
 Higbee, Jeff 1972  
 Hilbert, Steve 1967-68  
 Hildreth, Omri 1966-67-68  
 Hilfiker, John 1955  
 Hill, Dana 1982  
 Hill, Francis 1929  
 Hill, Larry 1961-62-63  
 Hill, Tony 1982-84-85  
**Hill, Troy 2011**  
 Hillstrom, Spike 1955-56  
 Hines, Burton 1949  
 Hinkle, Bryan 1977-78-79-80  
 Hirbolt, F. 1894-96  
 Ho-Ching, Herman 1998-99  
 Hodge, Jibri 1995-96  
 Hodgen, Beryl 1925-26-27  
 Hodges, Cecil 1951-52-53  
 Hoffman, Bill 1976-77-78  
 Hoffman, Justin 2009-10-11  
 Hoggensen, Greg 1978-80-81  
 Holcomb, Ben 1947-48  
 Holden, William 1913  
 Holean, Emile 1950  
 Holland, Barney 1952-53  
 Holland, Jamere 2008-09  
 Holland, Marlan 1956-57-58  
 Holman, Scott 1984-85  
 Holmes, Garrett 1985-86  
 Holmes, Jordan 2007-08-09-10  
 Holt, Donald 1952-54  
 Holub, Thad 1990  
 Honeycutt, Michael 1978-79  
 Hoopaugh, Michael 1990  
 Horne, Richard 1939-40  
 Horton, Derek 1986-87-88-89  
 Horyna, Larry 1963  
 Hosey, Devon 1990-92  
 Howard, Martin 1920-21  
**Howell, Drew 2010-11**  
 Howington, Heath 1991-92-93  
 Howry, Keenan 1999-00-01-02  
 Hucko, Jacob 2005-06-07-08  
 Hudetz, Bob 1980-82-83-84  
 Hudnell, Ricardo 1976-77-78  
 Hudson, Jim 1975-76  
**Huff, Josh 2010-11**  
 Hug, C.W. 1904-05-06  
 Hughes, Bernie 1931-32-33

Hughes, Samuel 2002-04  
 Hulbert, Ed 1983-84-85-86  
 Hull, Larry 1949-50  
 Hunt, John 1917-18-19  
 Hunt, Rick 1987-88-89  
 Hunt, Ron 1972-73-74-75  
 Hunter, Eric 1987  
 Huntington, C.A. 1914-15-16  
 Huntington, Hollis 1916-18-19  
 Hurd, L.C., 1905-06-10  
 Hurney, Andrew 1934-35  
 Hurst, Bill 1974-75  
 Husk, Ronald 1937  
 Husko, Chris 1986-87-88  
 Huston, Joseph 1935-36-37  
 Huston, O.B. 1910

## I

Imwalle, Dick 1961-62-63  
 Inman, Jerry 1964-65  
 Irvin, Tyrell 2009-10  
 Isberg, Leonard 1939-40  
 Iverson, Duke 1940-41-42-46  
 Ivory, Jim 1970

## J

Jackson, Alan 1983  
**Jackson, Brian 2010-11**  
 Jackson, Bryant 1993-94-95-96  
 Jackson, Curtis 1978-79-80  
 Jackson, Dennis 1961  
 Jackson, Eugene 1991-92-93-95  
 Jackson, Morris 1940-41  
 Jackson III, Talmadge 2007-08-09-10  
 Jackson, Terrell 2005  
 Jackson, Titus 2006-07-08-09  
 Jacobberger, Francis 1918-19-20  
 Jacobberger, Vince 1919  
 Jacobson, Erling 1938-39-40  
 Jacobson, Leif 1935-36  
 Jacques, James 1952  
 Jakway, B.S. 1899-1900  
 James, Dick 1953-54-55  
 James, LaMichael 2009-10-11  
 James, Mark 1980-81  
 Jamison, Homer 1910  
 Jaraczski, Jeff 1981  
 Jelks, A.J. 1994-95-96-97  
 Jensen, Bjarne 1986-87-88-89  
 Jensen, Bruce 1975-76-77  
 Jensen, Paul 1992-93-94-95  
 Jensen, Roy 1937-38-39  
 Jensen, Steve 1983-84  
 Jesse, N. 1929  
 Jessie, James 1991-92  
 Jodo, Mike 1971-72-73  
 Johannsen, Eric 1994  
 Johnson, Ben 1952  
 Johnson, Brian 1999-00  
 Johnson, Bruce 1970-71  
 Johnson, Carl 1924-25-26-27  
 Johnson, DeWayne 1945-47-48-49  
 Johnson, Don 1972-73-74-75  
 Johnson, Eric 2002  
 Johnson, Harry 1953-54-55  
 Johnson, Jeremiah 2005-06-07-08  
 Johnson, Jim 1976-78  
 Johnson, Ladarria 1980-81-82-83  
 Johnson, Marvin 2007-08-09-10  
 Johnson, Michael 1981  
 Johnson, Mike 1968-69-70  
 Johnson, Pat 1994-95-96-97  
 Johnson, R. 1929  
 Johnson, Ray 1962-63  
 Johnson, Roger 1940  
 Johnson, Ron 1983-84-85  
 Johnson, Steve 1980-81-82  
 Johnson, Terry 1922  
 Johnson, Ward 1921-22  
 Johnson, Wayne A. 1974-75  
 Johnson, Wayne 1951-52  
 Joiner, Tamoni 1997-98-99  
 Jollymour, Doug 1979-80-81  
 Jones, Anthony 1989-90-91-92  
 Jones, Buddington 1933-34-35  
 Jones, Cleveland 1959-60  
 Jones, Derrick 2007  
 Jones, Dwayne 1991-92-93-94  
 Jones, Ernest 1990-91-92-93  
 Jones, J.E. 1912  
 Jones, Josh 2000  
 Jones, Lynn 1925-26-27  
 Jones, Ron 1961-62-63

Jones, Steve 1966  
 Jones, Terrance 1979-80-81-82  
**Jordan, Dion 2009-10-11**  
 Jordan, Lin 1922  
 Jordan, Reggie 1993-94-95-96  
 Jorgensen, Mike 1981-82-83-84  
 Josephson, Jim 1960-61-62  
 Judge, Doug 1982-83-84-85  
 Jumper, Brandon 1988-90-91  
 Jurich, Jerry 1976

## K

Kaanapu, Todd 1987-88-89-90  
 Kaddu, Josh 2008-09-10-11  
 Kaiser, C.E. 2007-08-09-10  
 Kam, Justin 2009  
**Kamalani, Keloni 2010-11**  
 Kaminski, Dale 1976-77-78  
 Kane, Rick 1973-74  
 Kanehe, Milt 1962-63  
 Kantola, Steve 1967-68-69  
 Karnofski, Raymond 1949-50-51  
 Katz, Dan 1998-99-00  
 Kauffman, John 1945-46-47  
 Kaumeyer, Thom 1987-88  
 Kause, Dan 2003-04-05-06  
 Kaylor, Craig 1981-82-84  
 Kearns, Bert 1924-25-26-27  
 Kearns, Mark 1986-87-88-89  
 Keele, Tom 1957-58-59  
 Keeling, Ryan 2005-06-07  
 Keene, C.W. 1895  
 Keeney, Robert 1926-27  
 Keeter, Mike 1990  
 Kelemen, Ngalu 1989-90  
**Keliiki, Wade 2010-11**  
 Keller, Dennis 1962-63-64  
 Keller, John 1954  
 Kellogg, Jeff 1975-76  
 Kellogg, R.N. 1909-10-11-12  
 Kemp, Steve 1989-90  
 Kempt, Cody 2007  
 Kendall, Jeff 2005-06-07-08  
 Kennybrew, Adam 1999-00  
 Kennedy, Donald 1936-37  
 Kennedy, Michael 1978  
 Kent, Jerry 1991-92  
 Kent, Jordan 2005-06  
 Kerney, Reggie 2003  
 Kerr, Johnny 1974  
 Kerron, S.M. 1904-05  
 Kershner, Jerry 1955-56-57  
 Kessler, Michael 1978-79  
 Kessler, Shane 1990  
 Keyes, A.K. 2000-01  
 Kimbrough, Alden 1957-58-59  
 King, Eugene 1982-83  
 King, George 1920-21-22  
 Kirtley, E. 1923  
 Kish, Mike 1966-68-69  
 Kitzmiller, John 1928-29-30  
 Klaasen, Ryan 1995-96-97  
 Kleffner, Steve 1976-77-78  
 Klein, Ken 1965-66  
 Klewin, Michael 1994-97-98  
 Knebel, Robin 2002-03-04  
 Knickrehm, Gus 1949-50  
 Knowles, Aaron 2005-06  
 Knox, R.R. 1896-98-99  
 Koch, Robert 1941-46-47  
 Koker, Tony 1991-92  
 Kollias, Louis 1951  
 Kollmann, Jim 1964-65-66  
 Kostka, Stan 1932  
 Kozak, Kyle 1987-89  
 Kozak, Scott 1985-86-87-88  
 Kubitz, Jeff 1979-80  
 Kufferman, Merritt 1941-42  
 Kuykendall, D. 1896-97  
 Kunzman, Todd 1987-88-89

## L

LaBounty, Matt 1988-89-90-91  
 Lacau, Jean 1936  
 Lackaff, Fred 1975-76  
 Lainhart, Porter  
 Laiolo, Kim 1969-70  
 Laird, Charles 1952-53  
 LaMar, Ralph 1974  
 Lance, Larry 1937-38  
 Lane, Jack 1954  
 Larkin, Matt 2006-07-08

Lassalle, Dale 1935-36-37  
 Latham, Hugh 1920-21-22-23  
 Latimer, Derien 1996-97-98-99  
 Latourette, E.C. 1910-11-12  
 Latourette, J.H. 1904-05  
 Laudenslager, Don 1957-58-59  
 Laudenslager, Gayle 1962  
 Laughlin, Barkley 1922  
 Laughlin, Pete 1977-78  
 Lawler, Ken 1978  
 Lawrence, Bob 1965-66-67  
 Lawson, Russell 1987-88-89  
 Leaf, Brady 2004-05-06-07  
 Leavitt, H. 1925  
 Lee, Clyde 1941  
 Lee, Todd 1982-83  
 Leicht, Jake 1945-46-47  
 Leighton, Tim 1973-74-75  
 Lemons, Brent 1975  
 Leslie, Earl 1919-20-21  
 Leslie, Keith 1917-18-19  
 Leupold, Chris 1986-87-89  
 Lewis, Danté 1993  
 Lewis, Delton 1970  
 Lewis, Javes 2008-09-10  
 Lewis, Keith 2000-01-02-03  
 Lewis, Malachi 2007-08-09-10  
 Lewis, Mark 2005-06-07-08  
 Lewis, Reggie 1972-73  
 Lewis, Tom 1968-69  
 Lewis, Woodley 1948-49  
 Lewman, Chris 1998  
 LiaBraaten, Nate 2003-04-05  
 Lightfoot, Dave 1971  
 Lillie, Jerome 1928-29-30  
 Linden, Jim 1956-57-58  
 Lindsey, Greg 1968, 72-73  
 Line, Josh 1999-00-01  
 Linehan, Cole 2005-06-07-08  
 Littlejohn, Bryson 2009-10  
 Lively, Keith 1972-73  
 Lloyd, Harold 1944  
 Lofrano, Matt 1994-95-96  
 Loftin, Ryan 2001-02-03-04  
**Lokombo, Boseko 2010-11**  
 Lombardi, Mike 1976-77  
 Londahl, John 1929  
 Long, Devan 2002-03-04-05  
 Lopez, Ray 1934-35  
 Loughlin, Bart 1921  
 Loumena, Henri 1955-56  
 Love, Hank 1974  
 Loville, Derek 1986-87-88-89  
 Lowder, Bill 1979-80-81-82  
 Lowe, David G. 1954  
**Lowe, Keanon 2011**  
 Lowe, Rourke 1978-80-81-82  
 Lucas, Enoka 2003-04-05-06  
 Lucas, P. 1929  
 Luger, John 1967-68  
 Luna, George 1959  
 Lung, Raymond 1949-50  
 Lusk, Kevin 1980-81-82  
**Lyeria, Colt 2011**  
 Lyman, Ronald 1950-51-52  
 Lyon, Thomas 1951-52

**M**

Ma Sun, Palauni 2005-06  
 Maas, Jason 1996-97-98  
 Mabee, Donald 1938-39-40  
 Macey, Glen 1917-18  
 MacLeod, Jack 1952  
 MacLeod, Matt 1984-85-86  
 MacRae, Jeff 1965-66-67  
 Mack, Alex 1983-84-85  
 Maddock, C.R. 1917-18  
 Maehl, Jeff 2007-08-09-10  
 Main, W.S. 1910-11-12  
 Maison, H.G. 1917-18  
 Malarkey, Leo 1913-14-15-16  
 Malarkey, Robert 1915-16  
**Maldonado, Alejandro 2011**  
 Malepeai, Pulou 1993-94-95  
 Malepeai, Silila 1990-91-93-94  
 Malepeai, Tasi 1994-95-96  
 Maley, Dave 1983-84-85-86  
 Mallard, Wesly 1998-99-00-01  
**Malone, Derrick 2011**  
 Maloney, Dennis 1963  
 Manerud, C.R. (Skeets) 1919  
 Mangum, Harold 1926-27

Manley II, Dexter 2006  
 Mansfield, Joe 1984-85-86  
 Manuel, Fred 1970-71  
 Markulis, Nick 1954-55-56  
 Marshall, Greg 1968-69-70  
 Marshall, Rob 1984-85-86  
 Martin, Anthony 1997-98  
 Martin, David 2002-03  
 Martin, George 1972-73-74  
 Martin, Henderson 1972-73-74  
 Martin, Matt 1991-92  
 Martin, Ron 1962-63-64  
 Martinez, Paul 2003-05-06  
 Martinez, Raul 1975-76  
 Masoli, Jeremiah 2008-09  
 Mason, David 1927-28-29  
 Massey, David 1990-91-92-93  
 Mathews, F. 1894-95  
 Mathews, Jamey 1978-79-80  
**Mathis, Dior 2011**  
 Matson, Jerry 2002-03-04  
 Matson, Pat 1963-64-65  
 Matthews, Casey 2007-08-09-10  
 Mattice, Ryan 2006  
 Mattson, Riley 1959-60  
 Maule, Gerald 1955  
 Maurer, Andy 1967-68-69  
 Maust, Dan 1965  
 Mautz, C.V. 1918-19  
 Mautz, Robert 1923-24-25  
 Maxwell, Marcus 2003-04  
 Mayther, Bill 1942  
 McCalister, Nancy 1981-82-83  
 McCall, Kevin 1983-84  
 McCallum, Gregg 1989-90-91  
 McCarty, Mike 1984-85  
 McCauley, Donald 1950-51  
 McClain, C.A. 1904-05  
 McClellan, Michael 1989-90  
 McClonahan, E. 1898-99  
 McConnell, Mike 1970  
 McCowan, John 1947-50  
 McCready, Lynn 1917-18  
 McCredie, H. 1934  
 McCullough, Saladin 1996-97  
 McCutchan, Everett 1927-28  
 McDougall, Pat 1976-77-78-79  
 McEnroe, Joe 1974  
 McEwen, Seth 1999-00-01-02  
 McGee, Jasper 1954  
 McGill, Kevin 1978-79-80  
 McGraw, Gary 2001  
 McHugh, Phil 1954-55-56  
 McIntryre, J. 1904-05-10  
 McJunkin, Tim 1974-75  
 McKay, John 1948-49  
 McKean, John 1969-70-71  
 McKinney, Herm 1958-60  
 McKinney, H.H. 1905  
 McKinney, Oliver 1963-64  
 McLean, Rob 1972  
 McLemore, Brandon 1996-97-98-99  
 McLemore, Cristin 1992-93-94-95  
 McNally, Pat 1973-74  
 Meade, Dan 1992-93-94  
 Means, A.G. 1910  
 Mecham, Curtis 1940-41  
 Medley, D. 1917-18-19  
 Meerten, Joe 1986-87-88-89  
 Mehl, Darrell 1974-75-76  
 Meister, Herm 1965  
 Meland, Ted 1946-47-48  
 Mellum, Darrell 1975-76  
 Mettler, Rich 1976  
 Meyer, Bill 1971-72-73  
 Mezzera, Steve 1945  
 Michek, Frank 1933-34-35  
 Mikels, Jerry 1981-82-83-85  
 Miklancic, Fred 1955-56  
 Mikulac, Michael 1931-32-33  
 Milburn, Ted 1988  
 Miller, Charles 1964-65  
 Miller, Chris 1983-84-85-86  
 Miller, Courtney 2001  
 Miller, Dave 1976  
 Miller, Frank 1986  
 Miller, Marcus 2003  
 Miller, Peter 1946-47  
 Miller, Terry 1997-98-99  
 Milligan, J. 1933  
 Milne, Art 1946-49  
 Mimnaugh, George 1924-25-26

Missfeldt, Charles 1949-50  
 Mitchell, Brick 1915-16-17-18  
 Mitchell, Dan 1990-91  
 Mitchell, G.J. 1908-09-10-11  
 Mitchell, Kevin 2000-01-02-03  
 Mitchell, Ryan 1999-00  
**Mitchell, Terrance 2011**  
 Mobley, Richard 1953-54  
 Mock, Gerald 1951  
 Moeller, Edward 1929-30-31  
 Moen, Deke 1997-98-99  
 Molden, Alex 1992-93-94-95  
 Molter, Cam 1965-66-67  
 Mondale, Harry 1951-55-56-57  
 Montgomery, LaRoy 1986  
 Montgomery, Terrance 2009  
 Montieth, Orville 1914-15-16  
 Moore, Bobby 1969-70-71  
 Moore, Curtis 1994-95-96-97  
 Moore, Daryl 1975  
 Moore, Dietrich 1996-97-98-99  
 Moore, Donovan 1991-92  
 Moore, Keith 1950  
 Moore, Parris 2004-05-06  
 Moore, Steven 2001-02-03  
 Moore, Vernon 1935-36-37  
 Moores, G.C. 1904-05-06-07  
 Moretti, Dave 2000-01-02  
 Morfitt, Neil 1920-21  
 Morgan, Dave 1972-73-74-75  
 Morgan, William 1930-31-32  
 Morin, William 1945  
 Morris, Clifford 1937  
 Morris, Jack 1955-56-57  
 Morris, Maurice 2000-01  
 Morris, Raymond 1932-33-34  
 Morris, Reggie 1969  
 Morse, Raymond 1934  
 Moser, Greg 1979-80-81-82  
 Moshofsky, Ed 1940-41-42  
 Moshofsky, Gerry 1949-50-51  
 Moullen, F.C. 1908-09  
 Murphy, Lynn 1917-18  
 Murphy, Kory 1992-93-94  
**Murphy, Will 2010-11**  
 Murphy, William 1946  
 Muse, Joe 1970-71  
 Musgrave, Bill 1987-88-89-90  
 Musgrave, Doug 1991-92  
 Musgrove, Nick 2011  
 Mutscher, George 1953

**N**

Nado, Steve 1977  
 Naggi, Nathan 1998-99  
 Needham, Harry 1958-59  
 Nehl, John 1973-74-75  
 Nelson, C.E. 1917-18  
 Nelson, Gerald 1954  
 Nelson, J.D. 2003-04-05-06  
 Nelson, Pete 1986-87-88-89  
 Nelson, Stuart 1940  
 Nero, Bobby 1998  
 Nestor, Bud 1938-39  
 Neuman, Daniel 1945  
 Nevills, Sam 1948-49  
 Newland, Bob 1968-69-70  
 Newman, Anthony 1984-85-86-87  
 Newquist, James 1941-46-47  
 Ngata, Haloti 2002-04-05  
 Nichols, Matt 1997  
 Nicholson, James 1936-37-38  
 Nickerson, Carl 1972-74  
 Nikolaissen, Jim 1966-67-68  
 Nikolao, Jason 1997-98-99-00  
 Nilson, Henry 1936-37-38  
 Nilsson, E. 1931-32-33  
 Nolan, Mike 1978-79-80  
 Nolan, Virgil 1912  
 Novack, Anthony 1946  
 Novikoff, Tom 1951-52  
 Nowling, Russell 1941-42  
 Nutt, James 1979-80  
 Nutting, Kim 1975-76-77  
 Nwamou, Enyi 1999

**O**

Oas, Robert 1946-47-48  
 Obee, Terry 1986-87-88-89  
 O'Berry, Herman 1991-92-94  
 Obertauffer, R. 1907-08-09  
 O'Brine, Rod 1986

O'Connor, Grady 1992-93  
 O'Connor, Steve 1987-88-89-90  
 Ogburn, Reggie 1979-80  
 Okken, Jon 1990  
 Oldham, Chris 1987-88-89  
 Oldham, Hugh 1965  
 Oliphant, Kenneth 1941-42  
 Oliver, Muhammad 1990-91  
 Olshansky, Igor 2001-02-03  
 Olson, Eric 1967-68  
 Olson, Monte 1981  
 O'Neil, Danny 1991-92-93-94  
 O'Neill, Donald 1941  
 Ord, Arthur 1926-27-28  
 Ording, Mickey 1960-61-62  
 Orick, Brent 1984  
 O'Rourke, Pat 1918  
 O'Rourke, Randy 1981-82  
 Osborne, Charles 1955-57  
 Osterkamp, Rich 1970-71  
 O'Toole, Bill 1964-65  
 Otto, Dean 1984-85  
 Overall, Timothy 1975  
 Owens, Michael 1981-83  
 Oxman, Thomas 1941

**P**

Page, Andrew 1979  
 Page, Ken 1977-78  
 Palm, Bob 1972-73-74  
 Palm, Les 1964-65-66  
 Palm, Ray 1963-64-65  
**Palmer, Jeff 2009-10-11**  
 Pamplin, Rocky 1968-69  
 Park, Ted 1929  
 Parke, Robert 1932-33-34  
 Parke, William 1930-31  
 Parker, Kevin 1995-96-97-98  
 Parker, Samie 2000-01-02-03  
 Parker, Tim 1984-85-86-87  
 Parks, Henry 1975-76  
 Parson, Charles 1921-22  
 Parsons, Jerry 1964  
 Parsons, John 1913-14-15  
 Patera, Jack 1951-52-53-54  
 Patrick, Richard 1949-50-51  
**Patterson, Avery 2010-11**  
 Patton, Herschel 1940-41  
 Patu, Saul 1997-98-99-00  
 Paulson, David 2009-10-11  
 Paxton, Richard 1949  
 Payne, C.A. 1899  
 Payne, Greg 1998  
 Paysinger, Brian 2004-05-06-07  
 Paysinger, Spencer 2007-08-09-10  
 Pedrini, Nino 1966-67  
 Peele, Justin 1998-99-00-01  
 Pellum, Don 1982-83-84  
 Penso, Marc 1989  
 Pepelnjak, George 1932-33-34  
 Peppers, Chad 2009-10  
 Perryman, Jerome 1995  
 Perry-Smith, Ryan 1993-94-95-96  
 Persons, Tom 1972  
 Peters, Merle 1937-38-39  
 Peterson, Bob 1957-58-59  
 Peterson, Keith 1952  
 Peterson, Kent 1959-60-61  
 Pettingell, Ralph 1968-69-70  
 Pew, Jeff 1981-82  
 Pflugrad, Aaron 2007-08  
 Pheister, Ron 1952-53-54  
 Phelps, Leroy 1956-57  
 Phillips, Dave 1915  
 Phillips, Blair 2005-06  
 Phillips, Greg 1990-91  
 Phillips, Joe 1967-68-69  
 Phipyaw, Dino 1993-94  
 Phipps, Ryan 2004  
 Phinisee, Justin 2002-03-04-05  
 Pica, Wilson 1978  
 Pieper, Dave 1970-71-72  
 Pinkham, Louis 1908-09  
 Pitcaithley, Alan 1967-68-69  
 Pittard, William 1935  
 Pittman, Tate 2002  
 Plath, Robert 1975-76-77  
 Pleasant, Eddie 2008-09-10-11  
 Plocock, Jack 1955-56  
 Pope, Jon 2004-05-06  
 Pope, O. 1931-32  
 Pope, Theodore 1926-27-28

Popovich, Mike 1972-73  
 Post, Doug 1961-63-64  
 Potter, James 1954-55  
 Powell, Dave 1958-59  
 Powell, Lloyd 1952-54  
 Powrie, James 1915  
 Pozzo, Anselmo 1931-33-34  
 Preacher, Mike 1984-85-86  
 Price, Rick 1977-79-80-81  
 Prince, Billy 1999  
 Prozinski, Dennis 1960-61-62  
 Pulido, Danny 1998  
 Pulver, Mike 1971  
 Putzier, Rollin 1984-85-86-87

**Q**

Quillan, Fred 1975-76-77

**R**

Rach, William 1937  
 Radcliff, Ed 1977-78  
 Ralph, Dan 1982-83  
 Ramey, Sam 1946  
 Ranstad, Terry 1968-69-70  
 Raventos, John 1955-56  
 Read, Len 1956-57-58  
 Reed, Andres 2010  
 Reed, Daryl 1988-89  
 Reed, Dick 1922-23-24  
 Reed, John 1951-53  
 Reed, John 1973-75-76  
 Reed, Nick 2005-06-07-08  
 Reed, Ramone 2001-02-03-04  
 Reedal, Tom 1978  
 Reeve, Harold 1951-52-53-54  
 Reeve, Will 1956-57-58  
 Reeves, Ray 1970  
 Reginato, Victor 1937-38-39  
 Regner, William 1939-40-41  
 Reid, Eric 1993-94-95  
 Reina, Steve 1965-66  
 Reinhardt, Matt 1994  
 Reinhart, Bill 1919-20-21  
 Reiton, Harold 1945  
 Reitzug, Joe 1988-89-90  
 Refokke, Brian 1974-75-76  
**Remington, Isaac 2011**  
 Renfro, Mel 1961-62-63  
 Rennie, Steve 1969-70-71  
 Renstrom, Curt 1979  
 Reynolds, Don 1972-73-74  
 Reynolds, I. 1925  
 Reynolds, Robert 1942-45-46  
 Reynoso, Ian 2003-04-05  
 Rhea, Floyd 1940-41-42  
 Rhone, Ed 1980-82-83  
**Rice, Jackson 2009-10-11**  
 Richards, Mark 1963-64-65  
 Richmond, Rock 1979  
 Rickert, Rodney 1975-76  
 Ricketts, Dameron 1993-94-95-96  
 Ridings, E. 1899  
 Rieschman, John 1934-35  
 Rife, Willy 1993-94-95-96  
 Riffle, Laird 1974-75  
 Riggs, Frank 1927-28  
 Riordan, Stanley 1934-35  
 Risley, Jake 1914-15-16-17  
 Risley, Victor 1923  
 Rivera, Edmund 1983-84  
 Roback, Ryan 1979-80  
 Robertson, Dave 1968  
 Roberts, Bob 1947-48-49  
 Robertson, Andre 1983  
 Robertson, Dwight 1978-79-80-82  
 Robertson, Ernie 1938-39  
 Robertson, Gary 1985-86-87-88  
 Robertson, Leonard 1936-37-38  
 Robinson, Darrell 1947-48-49  
 Robinson, John 1957  
 Robinson, Kerrell 1987-89-90  
 Robinson, Louis 1947-48-49  
 Robinson, Robert 1927-28-29  
 Roblin, Thomas 1940-41-42  
 Roche, John 1967  
 Rockwell, Bryon 1991-93  
 Rodriguez, Paul 1989-90-91-92  
 Rogers, Josh 2000-01-02  
 Roper, Justin 2007-08  
 Rosario, Dante 2003-04-05-06  
 Rose, James 1999-00  
 Rose, Larry 1953-54

## ALL-TIME OREGON LETTERMEN

Rose, Mike 1959-60-61  
 Rosette, John 1975-76  
 Rotenberg, Sam 1930  
 Rowe, Kenny 2007-08-09-10  
 Rowe, Paul 1937  
 Rowley, Luke 2003  
 Ruhl, Rich 1992-93-94-95  
 Rushlow, John 1930  
 Rust, Jack 1966-67-68

**S**

Sabot, Garrett 1997-98-99-00  
 Salcido, Mike 1972  
 Salisbury, Brett 1991  
 Samuelson, Albert 1938-39  
 Sanborn, Paul 1980-81-82  
 Sanchez, Davis 1997  
 Sanders, Darius 2004-05-06  
 Sanders, Robert 1947-48-49  
 Sanford, Josh 2011  
 Sax, Moe 1923  
**Scales, James 2011**  
 Schaffeld, Joe 1957-58  
 Schmid, Ryan 1998-99-00-01  
 Schmidt, Mark 1993-94-95-96  
 Schneider, Bruce 1967  
 Schnieders, Bill 1976  
 Scholer, Gunnar 1974-75-76-77  
 Scholl, Marc 1965-67  
 Schuler, Denny 1967-68  
 Schultz, Irvin 1929-30-31  
 Schwab, Greg 1983-84-85  
 Schwab, Rich 1961-62-63  
 Schwabe, Paul 1980-81-82-83  
 Schwartz, Geoff 2004-05-06-07  
 Schwartz, Rick 1977-78-79-80  
 Scott, Terence 2007-08  
 Segale, Ray 1939-40-41  
 Setterlund, Scott 1977-78-79-80  
 Shaffer, Don 1946  
 Shanley, Jim 1955-56-57  
 Sharpe, C.A. 1915  
 Shattuck, E.P. 1894-95  
 Shaw, George 1951-52-53-54  
 Shaw, Ryan 2003-04  
 Shaw, Wayne 1950-51  
 Shea, Terry 1967  
 Shear, Tim 1998  
 Shearer, W. 1929  
 Shedrick, Juan 1990-91-92-93  
 Sheehy, J.S. 1918  
 Sheldon, Dean 1949  
 Shepard, Scott 1980-82-83  
 Shephard, James 1941-42  
 Sherman, Jeff 1991-92-93-94  
 Sherman, Keith 1966-67-68  
 Shields, Archie 1920-21-22  
 Shields, Floyd 1921-22  
 Shields, Gene 1923-24-25  
 Shields, M. 1928-29  
 Showalter, Riley 2007-08-09  
 Shur, Nick 1967-68  
 Siavii, Junior 2002-03  
 Siegel, Jared 2001-02-03-04  
 Siegner, Mitch 1992-93-94  
 Sikora, Michael 1951  
 Siler, Fred 1958-59  
 Simmons, Harold 1950-52  
 Simpson, Jeff 1997  
 Simpson, Ron 1967  
 Sinclair, Albert 1923-25-26  
 Sinclair, Cam 1967-68-69  
 Singleton, Daryl 1987-88-89-90  
 Singleton, Herb 1973  
 Sirmen, Peter 1996-97-98-99  
 Skinner, Kenyon 1935-36  
 Slapnicka, Tim 1972-73-74  
 Slauson, Edgar 1926  
 Slender, George 1955  
 Sloan, Donald 1950-51-52  
 Slymen, Mark 1991-93-94  
 Smalley, Kai 2001-02  
 Smetana, Drew 1983-84-85  
 Smith, Akili 1997-98  
 Smith, Bill 1965-66  
 Smith, Brad 1983-84-85-86  
 Smith, Caleb 1996-97-98-99  
 Smith, Dane 1967-69  
 Smith, Daryle 1990-91  
 Smith, Jim 1965-66-67  
 Smith, Joshua 1995-96-97  
 Smith, Matt 1998-99-00

Smith, Onterio 2001-02  
 Smith, Robert 1937-38-39  
 Smith, Roger 1966-67-68  
 Smith, R.S. 1896-97-98-99  
 Smith, Sherman 1924-25-26  
 Smith, Steve 1998-99-00-01  
 Smith, Tim 1978-79  
 Snidow, Ron 1960-61-62  
 Snyder, Adam 2001-02-03-04  
 Snyder, Bruce 1960-62  
 Snyder, W.C. 1914-15-16  
 Solomona, Chris 2003-04  
 So'alo, Pat 2006-07  
 Sovoreign, Jack 1963-66  
 Spates, Demetrius 2003-04-05  
 Spaulding, J. 1899  
 Spear, Charles 1929  
 Spear, Mark 1987-88-90  
 Spear, William 1922  
 Specht, Greg 1970-71-72  
 Speed, Mike 2005-06-07-08  
 Speetzen, Rodney 1937  
 Spellman, Bert 1914-15-16  
 Spence, Blake 1994-95-96-97  
 Spencer, C.A. 1905  
 Spickerman, Brenton 2010  
 Stadelman, George 1927-28-29  
 Stahlhut, Roger 1965-66  
 Stambaugh, Jack 1968-69-70  
 Stanton, Don 1946-47-48  
 Starck, Justin 1992-93  
 Starr, Bob 1982  
 Starr, R. 1898-99  
 Steber, Bill 1969-70-71  
 Steepin, Matt 1993-95  
 Steers, Henry 1942  
 Steers, W.H. 1917-18-19-20  
 Stefanick, Jeff 1984-85-86-87  
 Steimer, Eric 2005-06-07  
 Steitz, Nick 2001-02-03-04  
 Stensland, Garry 1961  
 Stenstrom, Marsh 1938-39-40  
 Stelle, Earl 1948-49-50  
**Stevens, Hamani 2011**  
**Stewart, Jennings 2011**  
 Stewart, Jonathan 2005-06-07  
 Stewart, Marcell 1994  
 Still, Wallace 1947  
 Stiner, Lon 1953-54-55  
 Stipanovich, Will 1983-84-85-86  
 Stoeven, Laurence 1947  
 Stokes, Clark 1947  
 Stokes, Tim 1970-71  
 Stone, Don 1970-71  
 Stone, Jack 1959  
 Stone, Kamil 1993  
 Stout, Richard 1952  
 Stout, Robert 1951  
 Stover, Ron 1956-57-58  
 Strait, Kyle 1994-95  
 Stratten, Ron 1961-63  
 Stringer, Ed 1982-83  
 Stuckey, Dewitt 2008-09-10-11  
 Strong, Garren 2004-05-06-07  
 Stuart, Jim 1938-39-40  
 Sualua, Leie 1997-98  
 Sullivan, Corkey 1963-64  
 Sullivan, Dennis 1951  
 Sullivan, Donn 1954  
 Sunia, Andy 1987-88-89-90  
 Surlis, Leonard 1941-42  
 Swain, Bill 1960-61  
 Swanson, C. 1932-33  
 Sweitzer, Ken 1951-52-53  
 Syria, Josh 2007-08

**T**

Talaeai, Faiva 1999  
 Talbot, Tom 1984-85-86-87  
 Tapley, Terry 1985  
 Tarbell, E. 1929  
 Tarr, Jerry 1960  
 Tarrow, Bill 1955-56  
 Tate, Willy 1991-92-93  
 Tattersall, Jon 1989-90-91-92  
 Tatum, Doug 1982  
 Taumoepeau, John 1990-91-92-93  
 Taylor, C.M. 1909-10  
 Taylor, Ernest 1980  
 Taylor, G. 1916  
 Taylor, Joe 1985-86-87-88  
 Taylor, Johnny 1988-89-90

Taylor, Kellen 2003  
 Taylor, Tim 2008-09  
 Taylor, Zach 2008  
**Teague, Brian 2011**  
 Teague, Jon 2005-06-07-08  
 Tefft, Kolya 1988-89  
 Tegart, R.L. 1916  
 Temple, Mark 1931-32-33  
 Temple, Tim 1964-65-66  
 Templeton, C.L. 1898-99  
 Templeton, F.M. 1896-97-1905  
 Templeton, H.S. 1894-95  
 Templeton, J.H. 1894  
 Templeton, Walker 2000  
 Tergilgas, Harold 1917-18  
 Terjeson, Jens 1923-24  
 Terjeson, Ralph 1932-33-34  
 Terry, Thomas 1941-42  
 Tetterton, Chris 2001  
 Thayer, F.V. 1903  
 Thomas, Aaron 1986-88  
 Thomas, Bill 1967  
 Thomas, Charles 1973-74-75  
 Thomas, Darron 2008-10-11  
**Thomas, DeAnthony 2011**  
 Thomas, Ed 1961-62  
 Thomas, Lance 1989  
 Thomas, Osborn 1981-82-83  
 Thomas, Richie 1996-97  
 Thomas-Dotson, Josh 2004-06  
 Thomason, Jeff 1988-89-90-91  
 Starr, Bob 1982  
 Thompson, Blake 2011  
 Thompson, Laurence 1947  
 Thompson, Tommy 1990-91-92-93  
 Thran, Bo 2008-09-10  
 Thurmond III, Walter 2006-07-08-09  
 Tichenor, Cal 1960  
 Tobey, Dave 1963-64-65  
 Toeaina, Matt 2003-04-05-06  
 Toeaina, Simi 2008-09  
 Tomlin, Ty 2000-01  
 Tommeraaon, Cary 1962  
 Torchia, Peter 1942-46-47  
 Tourville, Charles 1956-57-58  
 Towns, Trey 1997  
 Traut, Marc 1972  
 Travis, L.M. 1894-85-96  
 Trovato, Tom 1965-66  
 Trowbridge, J.F. 1918  
 Trucks, Anthony 2002-03-04-05  
 Tschirgi, Josh 2004-05-06-07  
 Tucker, Keith 1953-54  
 Tucker, Marley 2001-02-03-04  
 Tucker, Marshaun 1999-00  
 Tuerck, W.P. 1915  
 Tuinei, Lavasier 2009-10-11  
 Tuitele, A.J. 2004-05-06-07  
 Tukuafu, Will 2007-08-09  
 Tupou, Fenuki 2007-08  
 Turner, Jason 2005-06  
 Turner, Norval 1972-73-74  
 Turner, Terrell 2009-10-11  
 Tyler, Tim 1979-80-81-82

**U**

Unger, Max 2005-06-07-08  
 Urell, Dave 1958-59-60

**V**

Vaccher, Lino 1983-84-85  
 Valenzuela, Robby 2001-02-03-04  
 Van Brocklin, Norm 1947-48  
 Vandiver, Chris 1996-97-98  
 Van Leuven, Dean 1952-53-53  
 Van Pelt, Goerge 1940-41  
 Van Vliet, Maurice 1933-34  
 Vaughan, Chris 1978  
**Vaughn, Rahsaan 2011**  
 Verdon, Zeth 1985  
 Veres, Ron 1961  
 Vernier, Donald 1941  
 Verutti, Pat 1968-69  
 Villegas, Nathan 1998-99  
 Vincent, Chris 2003-04-05-06  
 Vincent, William 1976-77  
 Vitus, Otto 1923-24-26-27  
 Vobora, Andy 1978-79-80-81  
 Vonderahe, Karl 1921-22-23  
 Vossmeier, Scott 2001-04

**W**

Waldon, Cecil 1937-38-39

Walk, Rich 1986  
 Walker, Dave 1968-69-70  
 Walker, D.H. 1909-10-11-12  
 Walker, Isaac 1992-93-94-95  
 Walker, Marc 2004  
 Walker V. 1934  
**Wallace, Anthony 2011**  
 Wallace, William 2010  
 Walter, Mike 1979-80-81-82  
 Wangler, Ed 2001-02  
 Wanner, C.E. 1899  
 Warberg, Dale 1945  
 Ward, E.L. 1902  
 Ward, Rick 1979  
 Ward, T.J. 2006-07-08-09  
 Warner, Ken 1982-83-84-85  
 Warren, John 1926-27  
 Warren, Paris 2001  
 Warren, Scott 1928-29  
 Washington, Kenny 2003-04  
**Washington, Tony 2011**  
 Wathey, Jim 1967-68-69  
 Watts, Don 1929-30-31  
 Watts, H.J. 1901-02  
 Weatherspoon, Kyle 2003-04-05-06  
 Weaver, Dan 2000-01-02-03  
 Weaver, Jed 1996-97-98  
 Weaver, John 1985  
 Webb, Art 1971-72-73  
 Webb, Tom 1977-78  
 Weber, Arthur 1954-55  
 Weber, David 1994-95-96-97  
 Webster, Devall 1979-80-81-82  
 Webster, Rasuli 1999-00-01-02  
 Weems, Darrion 2009-10-11  
 Weems, Thomas 1927-28  
 Wegner, Ken 1987  
 Weigel, Al 1959-60-61  
 Weist, Oscar 1913-15  
 Welch, Claxton 1966-67-68  
 Welch, Pete 1957-58  
 Welch, Todd 1982-83-84  
 West, M. 1929  
 West, S. 1929  
 West, Willie 1957-58-59  
 Wetzel, Victor 1925-26-27  
 Wheatley, Ray 1983-84  
 Wheaton, Kenny 1994-95-96  
 Wheeler, J.C. 1955-56-57  
 Whitaker, Eddie 2004  
 White, Garth 1995-96-97  
 White, Jo Jo 1973-74-75  
 White, Stewart 1957  
 Whitehead, Terrence 2002-03-04-05  
 Whitney, Scott 1987-88  
 Whittle, Ricky 1992-93-94-95  
 Widlund, C.E. 1910  
 Wiggins, Paul 1993-94-95-96  
 Wilchuck, Kurt 1985  
 Wilcox, Dave 1962-63  
 Wilcox, Dave G. 1973  
 Wilcox, John 1958-59  
 Wilcox, Josh 1993-94-95-96  
 Wilcox, Justin 1996-97-98-99  
 Wilcox, Robert 1951  
 Wilken, Dan 1981-83-84-85  
 Wilkins, Dick 1948  
 Willener, Greg 1960-61-62  
 Willener, John 1957-58-59  
 Willhite, Kevin 1983-84-85-86  
 Willhite, Randy 1985-87-88  
 Williams, Andre 1986-88-89  
 Williams, Brandon 2010  
 Williams, B.T. 1917-18-19  
 Williams, Chad 1994  
 Williams, Charles 1927-28-29  
 Williams, Demetrius 2002-03-04-05  
 Williams, Emmett 1951-52  
 Williams, Gary 1990-91-92-93  
 Williams, Jaison 2005-06-07-08  
 Williams, Jarrod 1950  
 Williams, Jeff 1981-82-83-84  
 Williams, Larry 1976  
 Williams, Mike 1970  
 Williams, Mike D. 1974  
 Williams, Rob 1994-95  
 Williams, Vince 1977-78-79-81  
 Williamson, Bill 1923  
 Wills, Chuck 1973-74-75  
 Willis, Jason 1999-00-01-02  
 Wilson, Alan 1934  
 Wilson, Dale 1963-64-65

Wilson, L. Dow 1917-18-19  
 Wilson, Elliott 1940-41  
 Wilson, F. 1898-99  
 Wilson, G.E. 1921  
 Wilson, Gordon 1923-24  
 Wilson K. 1931  
 Wilson, Lerry 1982-83-84  
 Wilson, Michael 1987  
 Winetrot, Art 1939  
 Winn, Dick 1964-65  
 Winn, Eric 1994-95-96-97  
 Winn, Harvey 1970-71  
 Winn, Mark 1988  
 Winter, Laurence 1931  
 Wise, Tim 1982  
 Wishard, Charles 1931-32-33  
 Wolf, John 1984-85-86  
 Wong, Warner 1966-67-68  
 Wood, Harry 1927-28-29  
 Wood, Jeff 1977-78-79  
 Woodfill, Stan 1974-75  
 Woodley, Ira 1926-27-28  
 Woods, LaMont 1993-94-95-96  
 Woods, Marcus 1988-89-90-91  
 Woods, Rodney 2003-05  
 Woodward, Hugh 1972-73  
 Woody, Ken 1968-69-70  
 Wootton, Tom 1966-67-68  
 Wrighter, George 2000-01-02  
 Wright, Darrell 2001-02  
 Wright, Roderkus 2002  
 Wynne, Patrick 1941

**Y**

Yaru, Tom 1973-74-75  
 Yatsko, Stuart 1978-79-80-81  
 Yerby, John 1936-37-38  
**York, Carson 2009-10-11**  
 Young, Brett 1986-87-88  
 Young, Chris 1996-97-98-99  
 Young, Eugene 1980-81-82  
 Young, Reggie 1978-79  
 Young, S.A. 1898-99  
 Youngblood, Terry 1981-82-83  
 Youngmayr, Bill 1963

**Z**

Zaharie, Geno 1987  
 Zeigler, F. 1896-97-98-99-00-01  
 Zemp, Ron 1983-84-85  
 Zimmerman, Gary 1980-81-82-83  
 Zinke, Ryan 1980-81-82-83

## OREGON FOOTBALL YEAR-BY-YEAR

Year	Coach	Captain(s)	W-L-T	PF	PA	Conf.	Year	Coach	Captain(s)	W-L-T	PF	PA	Conf.
1894	Cal Young/J.A. Church	Frank Mathews	1-2-1	44	30	—	1958	Len Casanova	Ron Stover	4-6-0	93	50	5th
1895	Percy Benson	H.S. Templeton	4-0-0	62	8	—	1959	Len Casanova	West, Keele, Peterson	8-2-0	209	113	—
1896	J.F. Frick	J.M. Edmundson	2-1-0	16	16	—	1960	Len Casanova	Urell, Grosz	7-3-1	206	130	—
1897	Joe Smith	R.S. Smith	1-1-0	18	26	—	1961	Len Casanova	Petersen, Bruce	4-6-0	152	112	—
1898	Frank Simpson	R.S. Smith	3-1-0	167	21	—	1962	Len Casanova	Snidow, Barnett	6-3-1	229	156	—
1899	Frank Simpson	R.S. Smith	3-2-1	102	17	—	1963	Len Casanova	Renfro, Hill, Imwalle	8-3-0	274	153	—
1900	Lawrence Kaarsberg	Bernard Jakway	3-3-1	66	44	—	1964	Len Casanova	Berry, Dean	7-2-1	170	107	—
1901	Warren Smith	F.T. Zeigler	3-4-1	33	44	—	1965	Len Casanova	Casey, Richards, Tobey	4-5-1	165	186	T6th
1902	Marion Dolph	Homer Watts	3-1-3	87	16	—	1966	Len Casanova	Brundage, Carter	3-7-0	118	129	8th
1903	Warren Smith	F.G. Thayer	4-2-1	75	18	—	1967	Jerry Frei	J. Smith, Molter	2-8-0	104	193	T7th
1904	R.S. Smith	J.H. Templeton	5-3-0	64	59	—	1968	Jerry Frei	Dames, Hildreth	4-6-0	130	203	T5th
1905	Bruce Shorts	Jack Latourette	4-2-2	65	39	—	1969	Jerry Frei	Philips, Gassner	5-5-1	271	242	5th
1906	Hugo Bezdek	William Chandler	5-0-1	50	10	—	1970	Jerry Frei	Blanchard, Coleman, Newland	6-4-1	285	256	T2nd
1907	Gordon Frost	Gordon Moores	5-1-0	100	14	—	1971	Jerry Frei	Figoni, Moore, Rennie	5-6-0	235	286	5th
1908	Robert W. Forbes	Fred Moullen	5-2-0	74	52	—	1972	Dick Enright	Game Captains	4-7-0	194	285	T6th
1909	Robert W. Forbes	Dudley Clarke	3-2-0	69	29	—	1973	Dick Enright	Jodoin	2-9-0	205	239	T5th
1910	Bill Warner	Charles Taylor	4-1-0	171	11	—	1974	Don Read	Turner, Slapnicka	2-9-0	116	330	8th
1911	Bill Warner	William Main	3-2-0	59	51	—	1975	Don Read	Johnson, Wills	3-8-0	146	266	6th
1912	Louis Pinkham	Dean Walker	3-4-0	39	77	—	1976	Don Read	Game Captains	4-7-0	144	271	T7th
1913	Hugo Bezdek	Robert Bradshaw	3-3-1	132	54	—	1977	Rich Brooks	Game Captains	2-9-0	164	367	7th
1914	Hugo Bezdek	John Parsons	4-2-1	113	30	—	1978	Rich Brooks	Game Captains	2-9-0	173	212	8th
1915	Hugo Bezdek	Anse Cornell	7-2-0	203	53	—	1979	Rich Brooks	Game Captains	6-5-0	200	212	T3rd
1916	Hugo Bezdek	John Beckett	7-0-1	244	17	T1st	1980	Rich Brooks	Game Captains	6-3-2	263	193	5th
1917	Hugo Bezdek	Ray Couch	4-3-0	73	74	4th	1981	Rich Brooks	Game Captains	2-9-0	155	247	9th
1918	Shy Huntington	Dow Wilson	4-2-0	81	35	2nd	1982	Rich Brooks	Mike Walter	2-8-1	103	223	9th
1919	Shy Huntington	Everett Brandenburg	5-2-0	105	40	1st	1983	Rich Brooks	Baack, Johnson	4-6-1	152	224	T6th
1920	Shy Huntington	Williams Steers	3-2-1	37	38	3rd	1984	Rich Brooks	Barnes, Hudetz	6-5-0	241	247	T7th
1921	Shy Huntington	Martin Howard	5-1-3	145	75	5th	1985	Rich Brooks	Lew Barnes	5-6-0	273	300	6th
1922	Shy Huntington	Arche Shields	6-1-1	99	26	2nd	1986	Rich Brooks	Miller, Wolf	5-6-0	235	338	7th
1923	Shy Huntington	Hal Chapman	3-4-1	113	66	8th	1987	Rich Brooks	Newman, Stefanick	6-5-0	228	226	T4th
1924	Joe Maddock	Dick Reed	4-3-2	94	66	6th	1988	Rich Brooks	Musgrave, Brock, Kaumeyer	6-6-0	296	247	T6th
1925	R.S. Smith	Bob Mautz	1-5-1	53	108	9th	1989	Rich Brooks	Musgrave, Loville, Kearns, Oldham	8-4-0	379	251	T2nd
1926	John McEwan	Albert Sinclair	2-4-1	86	88	6th	1990	Rich Brooks	Musgrave, Dairy	8-4-0	341	221	3rd
1927	John McEwan	Beryl Hodgen	2-4-1	45	69	8th	1991	Rich Brooks	Thomason, Farwell	3-8-0	186	248	T9th
1928	John McEwan	George Burnell	9-2-0	234	59	4th	1992	Rich Brooks	Castle, Cummins, Ferry, Tattersall	6-6-0	265	222	T6th
1929	John McEwan	David Mason	7-3-0	209	91	T3rd	1993	Rich Brooks	Jones, Tate	5-6-0	278	276	T8th
1930	C.W. Spears	John Kitzmiller	7-2-0	131	35	4th	1994	Rich Brooks	Game Captains	9-4-0	349	250	1st
1931	C.W. Spears	Irv Schultz	6-2-2	90	87	3rd	1995	Mike Bellotti	Game Captains	9-3-0	326	272	3rd
1932	Prink Callison	Bill Morgan	6-3-1	109	64	5th	1996	Mike Bellotti	Game Captains	6-5	378	356	T5th
1933	Prink Callison	Bernie Hughes	9-1-0	165	50	T1st	1997	Mike Bellotti	Game Captains	7-5	380	350	T7th
1934	Prink Callison	Morse, Parke	6-4-0	108	98	4th	1998	Mike Bellotti	Game Captains	8-4	473	328	T3rd
1935	Prink Callison	Ross Carter	6-3-0	70	63	T4th	1999	Mike Bellotti	Game Captains	9-3	410	284	T2nd
1936	Prink Callison	Del Bjork	2-6-1	34	96	9th	2000	Mike Bellotti	Game Captains	10-2	351	249	T1st
1937	Prink Callison	Tony Amato	4-6-0	114	159	8th	2001	Mike Bellotti	Game Captains	11-1	412	256	1st
1938	Tex Oliver	None	4-5-0	60	138	5th	2002	Mike Bellotti	Game Captains	7-6	417	362	8th
1939	Tex Oliver	None	3-4-1	101	74	5th	2003	Mike Bellotti	Game Captains	8-5	356	348	T3rd
1940	Tex Oliver	None	4-4-1	100	58	5th	2004	Mike Bellotti	Game Captains	5-6	282	282	T5th
1941	Tex Oliver	None	5-5-0	135	177	5th	2005	Mike Bellotti	Game Captains	10-2	414	278	2nd
1942	John Warren	None	2-6-0	67	138	8th	2006	Mike Bellotti	Game Captains	7-6	383	345	T5th
1943	No Football						2007	Mike Bellotti	Chung, Dixon, Tuitele, Unger	9-4	496	307	T4th
1944	No Football						2008	Mike Bellotti	Chung, J. Johnson, Reed, Unger	10-3	545	367	2nd
1945	Tex Oliver	Jake Leicht	3-6-0	116	124	7th	2009	Chip Kelly	Holmes, Masoli, Thurmond III, Tukuafu	10-3	469	309	1st
1946	Tex Oliver	Duke Iverson	4-4-1	81	118	6th	2010	Chip Kelly	Game Captains	12-1	611	243	1st
1947	Jim Aiken	Leicht, Newquist, Koch	7-3-0	174	121	T2nd	2011	Chip Kelly	Game Captains	12-2	645	345	1st
1948	Jim Aiken	Ecklund, Garza, Stanton	9-2-0	207	103	1st							
1949	Jim Aiken	None	4-6-0	250	219	T6th							
1950	Jim Aiken	Ray Lung	1-9-0	96	213	9th							
1951	Len Casanova	Sikora, Patrick	2-8-0	124	317	8th							
1952	Len Casanova	Monte Brethauer	2-7-1	112	234	T6th							
1953	Len Casanova	Emery Barnes	4-5-1	90	85	8th							
1954	Len Casanova	Ron Pheister	6-4-0	218	159	3rd							
1955	Len Casanova	Lon Stiner	6-4-0	204	158	4th							
1956	Len Casanova	Phil McHugh	4-4-2	113	102	T4th							
1957	Len Casanova	Shanley, Morris, Chapman, Mondale	7-4-0	160	97	T1st							

116 Seasons

33 Total Head Coaches

590-472-46 (.553)

OREGON FOOTBALL HEAD COACHES




Hugo Bezdek, 1913-17



Shy Huntington, 1918-23



Prink Callison, 1932-37



Tex Oliver, 1938-41; 45-46



John Warren, 1942



Jim Aiken, 1947-50



Len Casanova, 1951-66



Jerry Frei, 1967-71



Dick Enright, 1972-73



Don Read, 1974-76



Rich Brooks, 1977-94



Mike Bellotti, 1995-2008



Chip Kelly, 2009-

**CAL YOUNG, J.A. CHURCH****Head Coaches****1894 (1-2-1)**

Albany College	W	44-2
OAC	L	0-16
Portland	L	0-12
Pacific	T	0-0

**PERCY BENSON****Head Coach****1895 (4-0)**

* OAC	W	44-0
Willamette	W	8-4
Portland	W	6-4
Willamette	W	6-0

**J.F. FRICK****Head Coach****1896 (2-1)**

* OAC	W	2-0
OAC	W	8-4
MAAC	L	6-12

**JOE SMITH****Head Coach****1897 (1-1)**

Chemawa Indians	W	10-0
* OAC	L	0-26

**FRANK SIMPSON****Head Coach****1898 (3-1)**

Chemawa Indians	W	34-0
Portland	W	95-0
MAAC	L	0-21
OAC	W	38-0

**1899 (3-2-1)**

N4 Chemawa Indians	W	29-0
N11 MAAC	L	0-5
N18 California	L	0-12
N21 Ashland Normal	W	35-0
N25 MAAC	T	0-0
N30 * OAC	W	38-0

**LAWRENCE KAARSBERG****Head Coach****1900 (3-3-1)**

O27 Capital AC	L	0-5
N3 MAAC	L	0-5
N10 Stanford	L	0-34
N17 California	W	2-0
N19 Ashland Normal	W	21-0
N29 MAAC	T	0-0
D1 Washington	W	43-0

**WARREN SMITH****Head Coach****1901 (3-4-1)**

O26 Chemawa Indians	W	11-0
N2 MAAC	L	0-5
N6 Idaho	T	0-0
N9 Washington State	L	0-16
N12 Whitman	L	0-6
N13 Pendleton HS	W	12-0
N28 MAAC	L	0-17
N30 Pacific	W	10-0

**MARION DOLPH****Head Coach****1902 (3-1-3)**

O18 Albany	T	0-0
O22 Whitman	W	6-0
N1 Oregon Med. Sch.	W	11-0
N8 OAC	T	0-0
N15 Albany	T	0-0
N21 Pacific	W	70-0
N27 MAAC	L	0-16

**WARREN SMITH****Head Coach****1903 (4-2-1)**

O17 Oregon Alumni	W	6-0
O24 Albany College	W	22-0
O31 Willamette	W	37-0
N7 Washington State	T	0-0
N14 Washington	L	5-6
N21 * OAC	W	5-0
N26 MAAC	L	0-12

**R.S. SMITH****Head Coach****1904 (5-3)**

O8 Oregon Alumni	W	20-0
O12 Albany	W	4-0
O15 Willamette	W	16-0
O22 California	L	0-12
O29 Stanford	L	0-35
N12 Washington	W	18-0
N19 OAC	W	6-5
N24 MAAC	L	0-7

**BRUCE SHORTS****Head Coach****1905 (4-2-2)**

O8 Oregon Alumni	W	15-5
O13 California	T	0-0
O18 Stanford	L	4-10
O29 Chemawa Indians	W	17-0
N4 Willamette	W	11-6
N11 * OAC	W	6-0
N18 Washington	T	12-12
N30 MAAC	L	0-6

**HUGO BEZDEK****Head Coach****1906 (5-0-1)**

O26 Idaho	W	12-0
N3 Willamette	W	4-0
N17 Washington	W	16-6
N24 OAC	T	0-0
N30 MAAC	W	8-4
D7 Whitworth	W	10-0

**GORDON FROST****Head Coach****1907 (5-1)**

O19 Pacific	W	52-0
O26 Idaho	W	21-5
N2 Willamette	W	11-0
N9 * OAC	L	0-4
N16 Washington	W	6-0
N28 MAAC	W	10-5

**ROBERT W. FORBES****Head Coach****1908 (5-2)**

O17 Oregon Alumni	W	4-0
O24 Willamette	W	15-0
O31 Idaho	W	27-21
N7 Whitman	L	10-16
N14 Washington	L	0-15
N21 # OAC	W	8-0
N26 MAAC	W	10-0

**1909 (3-2)**

O30 Willamette	W	29-0
N6 MAAC	L	0-3
N13 Idaho	W	22-6
N19 * OAC	W	12-0
N25 Washington	L	6-20

**BILL WARNER****Head Coach****1910 (4-1)**

O15 Oregon Alumni	W	16-6
O22 Puget Sound	W	115-0
O29 Idaho	W	29-0
N12 OAC	W	12-0
N24 MAAC	L	0-5

**1911 (3-2)**

O20 Vancouver Barracks	W	36-0
O27 Washington State	W	6-0
N4 Whitman	W	8-5
N18 Washington	L	3-29
N30 MAAC	L	6-17

**LOUIS PINKHAM****Head Coach****1912 (3-4)**

O12 Willamette	W	12-0
O19 Whitman	L	0-20
O26 Washington State	L	0-7
N2 Idaho	W	3-0
N16 Washington	L	14-30
N23 + OAC	W	3-0
N28 MAAC	L	7-20
+ Played at Albany		

**HUGO BEZDEK****Head Coach****1913 (3-3-1)**

O4 Oregon Alumni	W	42-3
O18 Bremerton	W	43-6
O25 Idaho	W	27-0
N1 Willamette	L	3-6
N8 OAC	T	10-10
N15 Washington	L	7-10
N27 MAAC	L	0-19

**1914 (4-2-1)**

O10 Whitman	W	29-3
O17 Washington State	W	7-0
O24 Idaho	W	13-0
O30 Willamette	W	61-0
N14 Washington	L	0-10
N21 OAC	T	3-3
N26 MAAC	L	0-14

**1915 (7-2)**

O2 MAAC	L	7-16
O9 Washington State	L	3-28
O16 Idaho	W	19-7
O23 Whitman	W	21-0
O30 Willamette	W	49-0
N2 Pacific	W	47-0
N3 USC	W	34-0
N20 * OAC	W	9-0
N25 MAAC	W	15-2

**1916 (7-0-1, 2-0-1)**

O7 Willamette	W	97-0
O14 MAAC	W	28-0
O21 California	W	39-14
N4 Washington	T	0-0
N11 Washington State	W	12-0
N25 OAC	W	27-0
N29 MAAC	W	27-0
J1 † Pennsylvania	W	14-0
† Rose Bowl		

**1917 (4-3, 1-2)**

O13 MAAC	W	14-7
O20 Washington State	L	3-26
O27 Idaho	W	14-0
Willamette	W	14-0
N3 Mare Island	L	0-27
N17 California	W	21-0
N29 # OAC	L	7-14

**SHY HUNTINGTON****Head Coach****1918 (4-2, 2-1)**

O12 MAAC	L	0-20
N2 Foundation	W	41-0
N9 Camp Lewis	W	20-3
N16 OAC	W	13-6
N23 California	L	0-6
D1 Washington	W	7-0

**1919 (5-2, 2-1)**

O11 MAAC	W	23-0
O18 Idaho	W	26-6
N1 Washington	W	24-13
N8 Washington State	L	0-7
N15 * OAC	W	9-0
N27 MAAC	W	15-7
J1 † Harvard	L	6-7
† Rose Bowl		

**1920 (3-2-1, 1-1-1)**

O9 MAAC	W	7-0
O23 Idaho	W	13-7
O30 Stanford	L	0-10
N13 Washington	W	17-0
N20 OAC	T	0-0
N25 USC	L	0-21

**1921 (5-1-3, 0-1-2)**

O1 Willamette	W	7-3
O8 Pacific	W	21-7
O15 Idaho	T	7-7
O22 California	L	0-39
N5 Washington State	T	7-7
N12 MAAC	W	21-7
N19 * OAC	T	0-0
D26 Hawaii	W	47-0
J1 Pearl Harbor	W	35-5

## OREGON FOOTBALL YEAR-BY-YEAR GAME RESULTS

**1922 (6-1-1, 3-0-1)**

O7	Willamette	W	37-0
O14	MAAC	L	0-20
O20	Whitman	W	6-3
O28	Idaho	W	6-3
N4	Pacific	W	27-0
N11	Washington State	W	13-0
N18	OAC	W	10-0
N30	Washington	T	3-3

**1923 (3-4-1, 0-4-1)**

S30	Willamette	W	40-0
O13	Pacific	W	35-7
O18	Whitman	W	21-0
O27	Idaho	T	0-0
N3	Washington State	L	7-13
N10	Stanford	L	3-14
N24	* OAC	L	0-6
D1	Washington	L	7-26

**JOE MADDOCK****Head Coach****1924 (4-3-2, 2-2-1)**

O4	Willamette	T	0-0
O11	Pacific	W	20-0
O18	Stanford	L	13-28
O25	Whitman	W	40-6
N1	Washington	W	7-3
N8	Idaho	L	0-13
N15	Washington State	T	7-7
N22	OAC	W	7-3
N29	MAAC	L	0-6

**RICHARD SMITH****Head Coach****1925 (1-5-1, 0-5)**

O3	MAAC	T	0-0
O10	Idaho	L	0-6
O17	Pacific	W	13-0
O24	California	L	0-28
O31	Stanford	L	35-13
N14	* OAC	L	13-24
N26	Washington	L	14-15

**JOHN MCEWAN****Head Coach****1926 (2-4-1, 1-4)**

S25	Willamette	W	44-0
O2	* Pacific	T	0-0
O9	* Washington	L	9-23
O23	Stanford	L	12-29
O30	California	W	21-13
N13	Washington State	L	0-7
N20	OAC	L	0-16

**1927 (2-4-1, 0-4-1)**

S25	* Linfield	W	7-0
O1	* Pacific	W	31-6
O8	* Idaho	T	0-0
O15	# California	L	0-16
O29	Stanford	L	0-19
N11	* Oregon State	L	7-21
N24	Washington	L	0-7

**1928 (9-2, 4-2)**

S30	Pacific	W	45-0
O6	Stanford	L	12-26
O13	Willamette	W	38-6
O20	Washington	W	27-0
O27	Western Oregon	W	24-0
N3	California	L	0-13
N17	Oregon State	W	12-0
N24	Montana	W	31-6
N29	UCLA	W	26-6
D25	Honolulu	W	13-2
J1	Hawaii	W	6-0

**1929 (7-3, 4-1)**

S29	* Pacific	W	58-0
O5	Stanford	L	7-33
O12	* Willamette	W	34-0
O19	# Idaho	W	34-7
O26	Washington	W	14-0
N2	* UCLA	W	27-0
N16	* Oregon State	W	16-0
N23	Hawaii	W	7-0
N28	St. Mary's	L	6-31
D7	Florida	L	6-20

**C.W. SPEARS****Head Coach****1930 (7-2, 3-1)**

S15	* Pacific	W	20-0
S22	* Willamette	W	51-0
S29	* Linfield	W	6-0
O4	Drake	W	14-7
O18	# Washington	W	7-0
O25	* Idaho	W	20-6
N8	* UCLA	W	7-0
N15	Oregon State	L	0-15
N27	St. Mary's	L	6-7

**1931 (6-2-2, 3-1-1)**

S20	* Western Oregon	W	21-6
S27	* Willamette	W	20-0
O3	# Idaho	W	9-0
O10	Washington	W	13-0
O17	USC	L	0-53
O24	North Dakota	T	0-0
O31	NYU	W	14-6
N14	* Oregon State	T	0-0
N21	UCLA	W	13-6
N26	St. Mary's	L	0-16

**PRINK CALLISON****Head Coach****1932 (6-3-1, 2-2-1)**

S23	* Pacific	W	26-6
O1	* Santa Clara	W	7-0
O8	# Washington	T	0-0
O15	# UCLA	L	7-12
O22	Idaho	W	32-0
O29	* Gonzaga	W	13-0
N5	Oregon State	W	12-6
N12	USC	L	0-33
N24	St. Mary's	L	0-7
D17	Louisiana State	W	12-0

**1933 (9-1, 4-1)**

S23	* Linfield	W	53-0
S30	Gonzaga	W	14-0
O7	* Columbia	W	14-7
O14	Washington	W	6-0
O20	* Idaho	W	19-0
O28	UCLA	W	7-0
N4	* Utah	W	26-7
N11	# Oregon State	W	13-3
N18	USC	L	0-26
N30	St. Mary's	W	13-7

**1934 (6-4, 4-2)**

S23	* Gonzaga	W	13-0
S30	# UCLA	W	26-3
O13	# Washington	L	6-16
O20	Idaho	W	13-6
O27	Utah	W	8-7
N3	* Montana	W	13-0
N10	* Oregon State	W	9-6
N17	USC	L	0-33
N29	St. Mary's	L	7-13
D15	Louisiana State	L	13-14

**1935 (6-3, 3-2)**

S28	# Gonzaga	W	18-0
O5	* Utah	W	6-0
O12	# California	L	0-6
O19	* Idaho	W	14-0
O26	UCLA	L	6-33
N9	* Oregon State	W	13-0
N16	# Portland	W	6-0
N23	Washington	W	7-0
D7	St. Mary's	L	0-18

**1936 (2-6-1, 1-6-1)**

S25	* Portland	W	14-0
O3	USC	L	0-26
O10	Stanford	T	7-7
O17	# Idaho	W	13-0
O24	* Washington State	L	0-3
O31	# Washington	L	0-7
N7	# UCLA	L	0-7
N14	California	L	0-28
N21	Oregon State	L	0-18

**1937 (4-6, 2-5)**

S24	UCLA	L	13-26
O2	* Stanford	W	7-6
O9	Gonzaga	W	40-6
O16	USC	L	14-34
O23	* Oregon State	L	0-14
N6	# Washington State	W	10-6
N13	# California	L	0-26
N20	Washington	L	0-14
N27	U.S. Marines	W	24-6
D4	Arizona	L	6-20

**TEX OLIVER****Head Coach****1938 (4-5, 4-4)**

S24	Washington State	W	10-2
O1	* UCLA	W	14-12
O15	Stanford	L	16-27
O22	Fordham	L	0-26
O29	* USC	L	7-31
N5	* Idaho	W	19-6
N12	California	L	0-20
N19	# Washington	W	3-0
N26	# Oregon State	L	0-14

**1939 (3-4-1, 3-3-1)**

S30	USC	T	7-7
O7	# Stanford	W	10-0
O14	California	W	6-0
O21	* Gonzaga	L	7-12
O28	UCLA	L	6-16
N4	* Washington State	W	39-0
N11	* Oregon State	L	14-19
N25	Washington	L	13-20

**1940 (4-4-1, 3-4-1)**

S27	* U.S. Marines	W	12-2
O5	Stanford	L	0-13
O12	# Washington	L	0-10
O19	USC	L	0-13
O26	Washington State	T	6-6
N2	* Montana	W	38-0
N9	* UCLA	W	18-0
N16	California	L	6-14
N30	Oregon State	W	20-0

**1941 (5-5, 4-4)**

S27	Stanford	L	15-19
O3	* Idaho	W	21-7
O11	USC	W	20-6
O18	# California	W	19-7
O25	UCLA	L	7-14
N1	* Washington State	L	0-13
N11	# Santa Clara	W	21-19
N22	Washington	W	19-16
N29	* Oregon State	L	7-12
D6	Texas	L	7-71

**JOHN WARREN****Head Coach****1942 (2-6, 2-5)**

S26	# Navy Pre-Flight	L	9-10
O3	Washington State	L	0-7
O10	# Washington	L	7-15
O24	* Idaho	W	28-0
O31	California	L	7-20
N7	* UCLA	W	14-7
N14	USC	L	0-40
N21	Oregon State	L	2-39

**TEX OLIVER****Head Coach****1945 (3-6, 3-6)**

S29	Washington	L	6-20
O6	* Idaho	W	33-7
O13	Oregon State	L	6-19
O20	* Washington State	W	26-13
O27	UCLA	L	0-12
N3	# Washington	L	0-7
N10	Washington State	L	13-20
N17	California	W	20-13
D1	* Oregon State	L	12-13

**1946 (4-4-1, 3-4-1)**

S28	* Pacific	W	7-6
O5	California	W	14-13
O12	* Montana	W	34-0
O19	* Washington State	T	0-0
O26	Idaho	W	26-13
N2	USC	L	0-43
N9	# UCLA	L	0-14
N16	Washington	L	0-16
N23	Oregon State	L	0-13

## OREGON FOOTBALL YEAR-BY-YEAR GAME RESULTS

**JIM AIKEN****Head Coach****1947 (7-3, 5-1)**

S20 * Montana State	W	27-14
S27 # Texas	L	13-38
O4 * Nevada	L	6-13
O11 UCLA	L	7-24
O18 # Washington	W	6-0
O25 * San Francisco	W	34-7
N1 * Idaho	W	34-7
N8 Washington State	W	12-6
N15 Stanford	W	21-6
N22 * Oregon State	W	14-6

**1948 (9-2, 7-0)**

S18 * Santa Barbara	W	55-7
S25 Stanford	W	20-12
O2 Michigan	L	0-14
O9 Idaho	W	15-8
O16 # USC	W	8-7
O23 * Washington State	W	33-7
O30 * St. Mary's	W	14-13
N6 Washington	W	13-7
N12 UCLA	W	26-7
N20 Oregon State	W	10-0
J1 + Southern Methodist	L	13-21
+ Cotton Bowl		

**1949 (4-6, 2-5)**

S16 St. Mary's	W	24-7
S24 * Idaho	W	41-0
S30 UCLA	L	27-35
O8 Washington State	W	21-0
O15 * Colorado	W	42-14
O22 USC	L	13-40
O29 Iowa	L	31-34
N5 # Washington	L	27-28
N12 California	L	14-41
N19 * Oregon State	L	10-20

**1950 (1-9, 0-7)**

S16 UCLA	L	0-28
S23 # California	L	7-28
S30 * Montana	W	21-13
O7 Idaho	L	0-14
O14 * St. Mary's	L	13-18
O21 USC	L	21-30
O28 * Washington State	L	12-21
N4 Washington	L	13-27
N11 Colorado	L	7-21
N18 # Oregon State	L	2-14

**LEN CASANOVA****Head Coach****1951 (2-8, 1-6)**

S22 # Stanford	L	20-27
S29 * Arizona	W	39-21
O6 Pacific	L	6-34
O13 # Washington	L	6-63
O20 UCLA	L	0-41
O27 Washington State	L	6-41
N3 * Idaho	W	14-13
N10 Boston U.	L	6-35
N17 California	L	26-28
N24 * Oregon State	L	7-14

**1952 (2-7-1, 2-5)**

S20 UCLA	L	6-13
S27 # Nebraska	L	13-28
O4 Idaho	W	20-14
O11 # California	L	7-41
O18 Washington	L	0-49
O25 * Montana	T	14-14
N1 * Pacific	L	6-14
N8* Washington State	L	6-19
N15 Stanford	W	21-20
N22 # Oregon State	L	19-22

**1953 (4-5-1, 2-5-1)**

S19 Nebraska	W	20-12
S26 Stanford	L	0-7
O3 * UCLA	L	0-12
O10 Washington State	L	0-7
O17 # Washington	L	6-14
O24 * San Jose State	W	26-13
O31 # USC	W	13-7
N7 * Idaho	W	26-6
N14 California	T	0-0
N21 * Oregon State	L	0-7

**1954 (6-4, 5-3)**

S18 Idaho	W	41-0
S25 # Stanford	L	13-18
O2 * Utah	L	6-7
O9 California	W	33-27
O16 # USC	L	14-24
O23 * San Jose State	W	26-7
O30 Washington	W	26-7
N6 UCLA	L	0-41
N13 * Washington State	W	26-14
N20 Oregon State	W	33-14

**1955 (6-4, 4-3)**

S17 Utah	W	14-13
S23 USC	L	15-42
O1 # Washington	L	7-19
O8 * Colorado	L	6-13
O15 # California	W	21-0
O22 Arizona	W	46-27
O29 * Idaho	W	25-0
N5 Washington State	W	35-0
N12 Stanford	L	7-44
N19 * Oregon State	W	28-0

**1956 (4-4-2, 3-3-2)**

S22 Colorado	W	35-0
S29 * Idaho	W	21-14
O6 UCLA	L	0-6
O13 Washington	L	7-20
O20 * Stanford	L	7-21
O27 Pittsburgh	L	7-14
N3 California	W	28-6
N10 * Washington State	T	7-7
N17 # USC	W	7-0
N24 Oregon State	T	14-14

**1957 (7-4, 6-2)**

S21 Idaho	W	9-6
S28 # Pittsburgh	L	3-6
O5 # UCLA	W	21-0
O12 * San Jose State	W	26-0
O19 Washington State	W	14-13
O26 * California	W	24-6
N2 Stanford	W	27-26
N9 # Washington	L	6-13
N16 USC	W	16-7
N23 * Oregon State	L	7-10
J1 + Ohio State	L	7-10
+ Rose Bowl		

**1958 (4-6, 4-4)**

S20 * Idaho	W	27-0
O4 Oklahoma	L	0-6
O11 # USC	W	25-0
O18 * Washington State	L	0-6
O25 California	L	6-23
N1 Washington	L	0-6
N8 * Stanford	W	12-0
N15 UCLA	L	3-7
N22 Oregon State	W	20-0
D5 Miami, Fla.	L	0-2

**1959 (8-2)**

S19 Stanford	W	28-27
S26 * Utah	W	21-6
O3* Washington State	W	14-6
O9 San Jose State	W	35-12
O17 # Air Force	W	21-3
O24 # Washington	L	12-13
O31 Idaho	W	45-7
N7 # California	W	20-18
N14 Washington State	W	7-6
N21 * Oregon State	L	7-15

**1960 (7-3-1)**

S17 * Idaho	W	33-6
S24 Michigan	L	0-21
O1 Utah	W	20-17
O8 * San Jose State	W	33-0
O15 * Washington State	W	21-12
O22 California	W	20-0
O29 Washington	L	6-7
N5 # Stanford	W	27-6
N12 # West Virginia	W	20-6
N19 Oregon State	T	14-14
D17 + Penn State	L	12-41
+ Liberty Bowl		

**1961 (4-6)**

S23 * Idaho	W	51-0
S30 Utah	L	6-14
O7 Minnesota	L	7-14
O14 # Arizona	L	6-15
O21 * San Jose State	W	21-6
O28 # Washington	W	7-6
N4 Stanford	W	19-7
N11 Washington State	L	21-22
N18 Ohio State	L	12-22
N25 * Oregon State	L	2-6

**1962 (6-3-1)**

S22 Texas	L	13-25
S29 * Utah	W	35-8
O6 * San Jose State	W	14-0
O13 Rice	W	31-12
O20 Air Force	W	35-20
O27 Washington	T	21-21
N3 # Stanford	W	28-14
N10 * Washington State	W	28-10
N17 Ohio State	L	7-26
N24 Oregon State	L	17-20

**1963 (8-3)**

S21 # Penn State	L	7-17
S28 Stanford	W	36-7
O5 West Virginia	W	35-0
O12 * Idaho	W	41-21
O19 Arizona	W	28-12
O26 # Washington	L	19-26
N2 * San Jose State	L	7-13
N9 Washington State	W	21-7
N16 # Indiana	W	28-22
N30 * Oregon State	W	31-14
D31 + So. Methodist	W	21-14
+ Sun Bowl		

**1964 (7-2-1, 1-2-1)**

S19 * Brigham Young	W	20-13
S26 # Pittsburgh	W	22-13
O3 Penn State	W	22-14
O10 Idaho	W	14-8
O17 * Arizona	W	21-0
O24 Washington	W	7-0
O31 # Stanford	L	8-10
N7 * Washington State	T	21-21
N14 Indiana	W	29-21
N21 Oregon State	L	6-7

**1965 (4-5-1, 0-5)**

S18 Pittsburgh	W	17-15
S25 Utah	W	31-14
O2 * Brigham Young	W	27-14
O9 Stanford	L	14-17
O16 # Air Force	T	18-18
O23 # Washington	L	20-24
O30 * Idaho	W	17-14
N6 Washington State	L	7-27
N13 # California	L	0-24
N20 * Oregon State	L	14-19

**1966 (3-7, 1-3)**

S17 Oklahoma	L	0-17
S24 * Utah	L	14-17
O1 * San Jose State	L	7-21
O8 # Stanford	W	7-3
O15 Air Force	W	17-6
O22 Washington	L	7-10
O29 Idaho	W	28-7
N5 * Washington State	L	13-14
N12 Arizona State	L	10-14
N19 Oregon State	L	15-20

**JERRY FREI****Head Coach****1967 (2-8, 1-5)**

S16 California	L	13-21
S23 * Colorado	L	13-17
S30 Utah	L	0-21
O7 * Ohio State	L	0-30
O14 * Washington	L	0-26
O21 * Idaho	W	31-6
O28 USC	W	6-28
N4 Washington State	W	17-13
N11 Stanford	L	14-17
N18 * Oregon State	L	10-14

**1968 (4-6, 2-4)**

S21 Colorado	L	7-28
S28 * Stanford	L	12-28
O5 Ohio State	L	6-21
O12 Washington	W	3-0
O19 * Idaho	W	23-8
O26 * Utah	W	14-6
N2 * USC	L	13-20
N9 * Washington State	W	27-13
N16 California	L	8-36
N23 Oregon State	L	19-41

**1969 (5-5-1, 2-3)**

S20 Utah	W	28-17
S27 Stanford	L	0-28
O4 Washington State	W	25-24
O11 * San Jose State	L	34-36
O18 Air Force	L	13-60
O25 * Washington	W	22-7
N1 * Idaho	W	58-14
N8 * Army	T	17-17
N15 * UCLA	L	10-13
N22 * Oregon State	L	7-10
N29 Hawaii	W	57-16

## OREGON FOOTBALL YEAR-BY-YEAR GAME RESULTS

**1970 (6-4-1, 4-3)**

S12 # California	W	31-24
S19 Illinois	L	16-20
S26 * Stanford	L	10-33
O3 * Washington State	W	28-13
O10 UCLA	W	41-40
O17 * Idaho	W	49-13
O24 * USC	W	10-7
O31 Washington	L	23-25
N7 * Air Force	W	46-35
N14 Army	T	22-22
N21 Oregon State	L	9-24

**1971 (5-6, 2-4)**

S11 Nebraska	L	7-34
S18 * Utah	W	36-29
S25 Stanford	L	17-38
O2 Texas	L	7-35
O9 USC	W	28-23
O16 * Washington	W	23-21
O23 * San Jose State	W	34-14
O30 Washington State	L	21-31
N6 Air Force	W	23-14
N13 * California	L	10-17
N20 * Oregon State	L	29-30

**DICK ENRIGHT****Head Coach****1972 (4-7, 2-5)**

S9 Missouri	L	22-24
S16 * Arizona	W	34-7
S23 Oklahoma	L	3-68
S29 UCLA	L	20-65
O7 Washington	L	17-23
O14 * Washington State	L	14-31
O21 * Stanford	W	15-13
O28 * USC	L	0-18
N4 California	L	12-31
N11 * San Jose State	W	27-2
N18 Oregon State	W	30-3

**1973 (2-9, 2-5)**

S15 * Arizona State	L	20-26
S22 Air Force	L	17-24
S29 * Utah	L	17-35
O6 Michigan	L	0-24
O13 * California	W	41-10
O20 USC	L	10-31
O27 * Washington	W	58-0
N3 Washington State	L	14-21
N10 * UCLA	L	7-27
N17 Stanford	L	7-24
N24 * Oregon State	L	14-17

**DON READ****Head Coach****1974 (2-9, 0-7)**

S14 Nebraska	L	7-61
S21 * Air Force	W	27-23
S28 Utah	W	23-16
O5 Northwestern	L	10-14
O12 California	L	10-40
O19 * USC	L	7-16
O26 Washington	L	0-66
N2 * Washington State	L	16-21
N9 UCLA	L	0-21
N16 * Stanford	L	9-17
N23 Oregon State	L	16-35

**1975 (3-8, 2-5)**

S13 Oklahoma	L	7-62
S20 * San Jose State	L	0-5
S27 Minnesota	L	7-10
O4 * Washington	L	17-27
O11 * California	L	7-34
O18 USC	L	3-17
O25 * Utah	W	18-7
N1 Washington State	W	26-14
N8 * UCLA	L	17-50
N15 Stanford	L	30-33
N22 * Oregon State	W	14-7

**1976 (4-7, 1-6)**

S11 * Colorado State	W	17-3
S18 * USC	L	0-53
S25 Utah	W	21-13
O2 * Utah State	W	27-9
O9 California	L	10-27
O16 Notre Dame	L	0-41
O23 Washington	L	7-14
O30 * Washington State	L	22-23
N6 UCLA	L	0-46
N13 * Stanford	L	17-28
N20 Oregon State	W	23-14

**RICH BROOKS****Head Coach****1977 (2-9, 1-6)**

S10 Georgia	L	16-27
S17 Texas Christian	W	29-24
S24 * Wisconsin	L	10-22
O1 Stanford	L	10-20
O8 * Washington	L	0-54
O15 USC	L	15-33
O22 Louisiana State	L	17-56
O29 Washington State	L	20-56
N5 * UCLA	L	3-21
N12 * California	L	16-48
N19 * Oregon State	W	28-16

**1978 (2-9, 2-5)**

S9 Colorado	L	7-24
S16 * USC	L	10-37
S23 * Texas Christian	L	10-14
S30 Wisconsin	L	19-22
O7 California	L	18-21
O14 * Brigham Young	L	16-17
O21 Washington	L	14-20
O28 * Washington State	W	31-7
N4 UCLA	L	21-23
N11 * Arizona	L	3-24
N25 Oregon State	W	24-3

**1979 (6-5, 4-3)**

S8 Colorado	W	33-19
S15 Michigan State	L	17-41
S22 * Washington	L	17-21
S29 Purdue	L	7-13
O6 * California	W	19-14
O13 Arizona	L	13-24
O20 * Air Force	W	17-9
O27 Washington State	W	37-26
N10 Stanford	W	16-7
N17 * UCLA	L	0-35
N24 * Oregon State	W	24-3

**1980 (6-3-2, 4-3-1)**

S6 * Stanford	L	25-35
S13 * Kansas	T	7-7
S20 * Michigan State	W	35-7
S27 Washington	W	34-10
O11 California	L	6-31
O18 * USC	T	7-7
O25 * Nevada-Las Vegas	W	32-9
N1 * Washington State	W	20-10
N8 UCLA	W	20-14
N15 Oregon State	W	40-21
N22 Arizona State	L	37-42

**1981 (2-9, 1-6)**

S5 Fresno State	L	16-23
S12 Kansas	L	10-19
S19 * Pacific	W	34-0
S26 * Washington	L	3-17
O10 Arizona State	L	0-24
O17 * Arizona	L	14-18
O24 * Air Force	L	10-20
O31 * UCLA	L	11-18
N7 Washington State	L	7-39
N14 Stanford	L	3-42
N21 * Oregon State	W	47-17

**1982 (2-8-1, 2-6)**

S4 * Arizona State	L	3-34
S11 * San Jose State	L	13-18
S18 * Fresno State	L	4-10
S25 Washington	L	21-37
O2 USC	L	7-38
O16 California	L	7-10
O23 * Notre Dame	T	13-13
O30 UCLA	L	12-40
N6 * Washington State	L	3-10
N20 * Arizona	W	13-7
N27 Oregon State	W	7-6

**1983 (4-6-1, 3-3-1)**

S3 * Pacific	L	15-21
S10 Ohio State	L	6-31
S24 * Houston	W	15-14
O1 San Jose State	L	34-44
O8 * California	W	24-17
O15 Arizona	W	19-10
O22 * Washington	L	3-32
O29 Washington State	L	7-24
N5 * UCLA	L	13-24
N12 Stanford	W	16-7
N19 * Oregon State	T	0-0

**1984 (6-5, 3-5)**

S8 * Long Beach State	W	28-17
S15 * Colorado	W	27-20
S22 California	W	21-14
S29 * Pacific	W	30-14
O6 Arizona	L	14-28
O13 * USC	L	9-19
O20 Washington	L	10-17
O27 * Washington State	L	41-50
N3 UCLA	W	20-18
N10 * Arizona State	L	10-44
N17 Oregon State	W	31-6

**1985 (5-6, 3-4)**

A31 Washington State	W	42-39
S14 Colorado	L	17-21
S21 * Stanford	W	45-28
S28 Nebraska	L	0-63
O5 * Washington	L	13-19
O19 * California	L	24-27
O26 San Diego State	W	49-37
N2 * San Jose State	W	35-13
N16 Arizona	L	8-20
N23 * Oregon State	W	34-13
N29 USC (at Tokyo)	L	6-20

**1986 (5-6, 3-5)**

S6 San Jose State	W	21-14
S13 * Colorado	W	32-30
S20 * Arizona	L	17-41
S27 Nebraska	L	14-48
O4 USC	L	21-35
O11 * Arizona State	L	17-37
O18 * Stanford	L	7-41
O25 Washington	L	3-38
N1 California	W	27-9
N15 * Washington State	W	27-17
N22 Oregon State	W	49-28

**1987 (6-5, 4-4)**

S12 Colorado	W	10-7
S19 Ohio State	L	14-24
S26 * San Diego State	W	25-20
O3 * Washington	W	29-22
O10 * USC	W	34-27
O17 UCLA	L	10-41
O24 Stanford	L	10-13
O31 * California	L	6-20
N7 Arizona State	L	13-37
N14 Washington State	W	31-17
N21 * Oregon State	W	44-0

**1988 (6-6, 3-5)**

S10 * Long Beach State	W	49-0
S17 Washington State	W	43-28
S24 * Stanford	W	7-3
O1 San Diego State	W	34-13
O8 USC	L	14-42
O15 * Idaho State	W	52-7
O22 * Washington	W	17-14
O29 * Arizona State	L	20-21
N5 * UCLA	L	6-16
N12 Arizona	L	27-41
N19 Oregon State	L	10-21
D3 Hawaii	L	17-41

**1989 (8-4, 5-3)**

S9 * California	W	35-19
S16 Iowa	W	44-6
S23 Stanford	L	17-18
S30 * Arizona	W	16-10
O7 * Washington State	L	38-51
O14 Washington	L	14-20
O21 Arizona State	W	27-7
O28 * Long Beach State	W	52-10
N4 Brigham Young	L	41-45
N11 UCLA	W	38-20
N18 * Oregon State	W	30-21
D16 + Tulsa	W	27-24

+ Independence Bowl

## OREGON FOOTBALL YEAR-BY-YEAR GAME RESULTS

**1990 (8-4, 4-3)**

S8 * San Diego State	W	42-21
S15 * Idaho	W	55-23
S22 Arizona	L	17-22
S29 * Brigham Young	W	32-16
O6 * Utah State	W	52-7
O13 Washington	L	17-38
O20 * Arizona State	W	27-7
O27 * Stanford	W	31-0
N3 * UCLA	W	28-24
N10 California	L	3-28
N17 Oregon State	W	6-3
D29 + Colorado State	L	31-32
+ Freedom Bowl		

**1991 (3-8, 1-7)**

S7 * Washington State	W	40-14
S14 Texas Tech	W	28-13
S21 Utah	L	17-24
S28 * USC	L	14-30
O5 * New Mexico State	W	29-6
O12 California	L	7-45
O26 Washington	L	7-29
N2 * Stanford	L	13-33
N9 Arizona State	L	21-24
N16 UCLA	L	7-16
N23 * Oregon State	L	3-14

**1992 (6-6, 4-4)**

S5 * Hawaii	L	21-24
S12 Stanford	L	7-21
S19 * Texas Tech	W	16-13
S26 * Nevada-Las Vegas	W	59-6
O3 * Arizona State	W	30-20
O10 USC	L	10-32
O17 * Washington	L	3-24
O31 Washington State	W	34-17
N7 * California	W	37-17
N14 * UCLA	L	6-9
N21 Oregon State	W	7-0
D31 + Wake Forest	L	35-39
+ Independence Bowl		

**1993 (5-6, 2-6)**

S4 Colorado State	W	23-9
S11 * Montana	W	35-30
S25 Illinois	W	13-7
O2 California	L	41-42
O9 * USC	L	13-24
O16 Arizona State	W	45-36
O23 Washington	L	6-21
O30 * Washington State	W	46-23
N6 Arizona	L	10-31
N13 * Stanford	L	34-38
N20 * Oregon State	L	12-15

**1994 (9-4, 7-1)**

S3 * Portland State	W	58-16
S10 Hawaii	L	16-36
S17 * Utah	L	16-34
S24 * Iowa	W	40-18
O1 USC	W	22-7
O8 Washington State	L	7-21
O15 * California	W	23-7
O22 * Washington	W	31-20
O29 * Arizona	W	10-9
N5 * Arizona State	W	34-10
N12 Stanford	W	55-21
N19 Oregon State	W	17-13
J2 + Penn State	L	20-38
+ Rose Bowl		

**MIKE BELLOTTI****Head Coach****1995 (9-3, 6-2)**

S2 Utah	W	27-20
S9 * Illinois	W	34-31
S16 UCLA	W	38-31
S23 * Stanford	L	21-28
O7 * Pacific	W	45-7
O14 California	W	52-30
O21 * Washington State	W	26-7
O28 * Arizona State	L	24-35
N4 Washington	W	24-22
N11 Arizona	W	17-13
N18 * Oregon State	W	12-10
J1 + Colorado	L	6-38
+ Cotton Bowl		

**1996 (6-5, 3-5)**

A31 Fresno State (ot)	W	30-27
S7 * Nevada	W	44-30
S14 * Colorado State	W	35-28
S21 Washington State	L	44-55
S28 Arizona State	L	27-48
O5 * UCLA	L	22-41
O12 Stanford (ot)	L	24-27
O26 * Washington	L	14-33
N9 * Arizona	W	49-31
N16 * California	W	40-23
N23 Oregon State	W	49-13

**1997 (7-5, 3-5)**

S4 * Arizona	W	16-9
S13 Nevada (ot)	W	24-20
S20 * Fresno State	W	43-40
S27 Stanford	L	49-58
O4 * Washington State	L	13-24
O11 * UCLA	L	31-39
O18 * Utah	W	31-13
O25 USC	L	22-24
N8 Washington	W	31-28
N15 Arizona State	L	31-52
N22 * Oregon State	W	48-30
D20 + Air Force	W	41-13
+ Las Vegas Bowl		

**1998 (8-4, 5-3)**

S5 * Michigan State	W	48-14
S12 Texas-El Paso	W	33-26
S19 * San Jose State	W	58-3
S26 * Stanford	W	63-28
O10 Washington State	W	51-29
O17 UCLA (ot)	L	38-41
O24 * USC	W	17-13
O31 Arizona	L	3-38
N7 * Washington	W	27-22
N14 * Arizona State	W	51-19
N21 Oregon State (2ot)	L	41-44
D25 + Colorado	L	43-51
+ Aloha Bowl		

**1999 (9-3, 6-2)**

S2 Michigan State	L	20-27
S11 * Texas-El Paso	W	47-28
S18 * Nevada	W	72-10
S25 * USC (3ot)	W	33-30
O02 Washington	L	20-34
O9 UCLA	L	29-34
O23 Arizona	W	44-41
O30 * Arizona State	W	20-17
N6 * Washington State	W	52-10
N13 California	W	24-19
N20 * Oregon State	W	25-14
D31 + Minnesota	W	24-20
+ Sun Bowl		

**2000 (10-2, 7-1)**

S2 * Nevada	W	36-7
S9 Wisconsin	L	23-27
S16 * Idaho	W	42-13
S23 * UCLA	W	29-10
S30 * Washington	W	23-16
O14 USC	W	28-17
O21 * Arizona	W	14-10
O28 Arizona State (2ot)	W	56-55
N4 Washington St. (ot)	W	27-24
N11 * California	W	25-17
N18 Oregon State	L	13-23
D29 + Texas	W	35-30
+ Holiday Bowl		

**2001 (11-1, 7-1)**

S1 * Wisconsin	W	31-28
S8 * Utah	W	24-10
S22 * USC	W	24-22
S29 Utah State	W	38-21
O6 Arizona	W	63-28
O13 California	W	48-7
O20 * Stanford	L	42-49
O27 Washington State	W	24-17
N3 * Arizona State	W	42-24
N10 UCLA	W	21-20
D1 * Oregon State	W	17-14
J1 + Colorado	W	38-16
+ Fiesta Bowl		

**2002 (7-6, 3-5)**

A31 MISSISSIPPI STATE	W	36-13
S7 FRESNO STATE	W	28-24
S14 IDAHO	W	58-21
S21 PORTLAND STATE	W	41-0
O5 * at Arizona	W	31-14
O12 * at UCLA	W	31-30
O19 * ARIZONA STATE	L	42-45
O26 * USC	L	33-44
N2 * STANFORD	W	41-14
N9 * at Washington State	L	21-32
N16 * WASHINGTON	L	14-42
N23 * at Oregon State	L	24-45
D30 + Wake Forest	L	17-38
+ Seattle Bowl		

**2003 (8-5, 5-3)**

A30 at Mississippi State	W	42-34
S6 NEVADA	W	31-23
S13 * at Arizona	W	48-10
S20 MICHIGAN	W	31-27
S27 * WASHINGTON STATE	L	16-55
O5 at Utah	L	13-17
O11 * at Arizona State	L	14-59
O25 * STANFORD	W	35-0
N1 * at Washington	L	10-42
N8 * CALIFORNIA	W	21-17
N15 * at UCLA	W	31-13
N22 * OREGON STATE	W	34-20
D31 + Minnesota	L	30-31
+ Sun Bowl		

**2004 (5-6, 4-4)**

S11 INDIANA	L	24-30
S18 at Oklahoma	L	7-31
S25 IDAHO	W	48-10
O2 * ARIZONA STATE	L	13-28
O9 * at Washington State	W	41-38
O16 * ARIZONA	W	28-14
O23 * at Stanford	W	16-13
O30 * WASHINGTON	W	31-6
N6 * at California	L	27-28
N13 * UCLA	L	26-34
N20 * at Oregon State	L	21-50

**2005 (10-2, 7-1)**

S1 at Houston	W	38-24
S10 MONTANA	W	47-14
S17 FRESNO STATE	W	37-34
S24 * USC	L	13-45
O1 * at Stanford	W	44-20
O8 * at Arizona State	W	31-17
O15 * WASHINGTON	W	45-21
O22 * at Arizona	W	28-21
N5 * CALIFORNIA (ot)	W	27-20
N12 * at Washington State	W	34-31
N19 * OREGON STATE	W	56-14
D29 + Oklahoma	L	14-17
+ Holiday Bowl		

**2006 (7-6, 4-5)**

S2 * STANFORD	W	48-10
S9 at Fresno State	W	31-24
S16 OKLAHOMA	W	34-33
S30 * at Arizona State	W	48-13
O7 * at California	L	24-45
O14 * UCLA	W	30-20
O21 * at Washington State	L	23-34
O28 PORTLAND STATE	W	55-12
N4 * WASHINGTON	W	34-14
N11 * at USC	L	10-35
N18 * ARIZONA	L	10-37
N24 * at Oregon State	L	28-30
D21 + BYU	L	8-38
+ Las Vegas Bowl		

**2007 (9-4, 5-4)**

S1 HOUSTON	W	48-27
S8 at Michigan	W	39-7
S15 FRESNO STATE	W	52-21
S22 * at Stanford	W	55-31
S29 * CALIFORNIA	L	24-31
O13 * WASHINGTON STATE	W	53-7
O20 * at Washington	W	55-34
O27 * USC	W	24-17
N3 * ARIZONA STATE	W	35-23
N15 * at Arizona	L	24-34
N24 * at UCLA	L	0-16
D1 * OREGON STATE (ot)	L	31-38
D31 + South Florida	W	56-21
+ Sun Bowl		

**2008 (10-3, 7-2)**

A30 * WASHINGTON	W	44-10
S6 UTAH STATE	W	66-24
S13 at Purdue (ot)	W	32-26
S20 BOISE STATE	L	32-37
S27 * at Washington State	W	63-14
O4 * at USC	L	10-44
O11 * UCLA	W	31-24
O25 * at Arizona State	W	54-20
N1 * at California	L	16-26
N8 * STANFORD	W	35-28
N15 * ARIZONA	W	55-45
N29 * at Oregon State	W	65-38
D30 + Oklahoma State	W	42-31
+ Holiday Bowl		

## OREGON FOOTBALL YEAR-BY-YEAR GAME RESULTS

### CHIP KELLY

Head Coach

#### 2009 (10-3, 8-1)

S3	at Boise State	L	8-19
S12	PURDUE	W	38-36
S19	UTAH	W	31-24
S26	* CALIFORNIA	W	42-3
O3	* WASHINGTON STATE	W	52-6
O10	* at UCLA	W	24-10
O24	* at Washington	W	43-19
O31	* USC	W	47-20
N7	* at Stanford	L	42-51
N14	* ARIZONA STATE	W	44-21
N21	* at Arizona (2ot)	W	44-41
D3	* OREGON STATE	W	37-33
J1	+ Ohio State	L	17-26

+ Rose Bowl

#### 2010 (12-1, 9-0)

S4	NEW MEXICO	W	72-0
S11	at Tennessee	W	48-13
S18	PORTLAND STATE	W	69-0
S25	* at Arizona State	W	42-31
O2	* STANFORD	W	52-31
O9	* at Washington St.	W	43-23
O21	* UCLA	W	60-13
O30	* at USC	W	53-32
N6	* WASHINGTON	W	53-16
N13	* at California	W	15-13
N26	* ARIZONA	W	48-29
D4	* at Oregon State	W	37-20
J10	+ Auburn	L	19-22

+ BCS National Championship

#### 2011 (12-2, 8-1)

S3	# vs. LSU	L	27-40
S10	NEVADA	W	69-20
S17	MISSOURI STATE	W	56-7
S24	* at Arizona	W	56-31
O6	* CALIFORNIA	W	43-15
O15	* ARIZONA STATE	W	41-27
O22	* at Colorado	W	45-2
O29	* WASHINGTON ST.	W	43-28
N5	* at Washington	W	34-17
N12	* at Stanford	W	53-30
N19	* USC	L	35-38
N26	* OREGON STATE	W	49-21
D2	^ UCLA	W	49-31
J2	+ Wisconsin	W	45-38

# Cowboys Classic in Arlington, Texas

^ Pac-12 Championship Game

+ Rose Bowl

#### 2012 (0-0, 0-0)

S1	ARKANSAS STATE	Eugene
S8	FRESNO STATE	Eugene
S15	TENNESSEE TECH	Eugene
S22	* ARIZONA	Eugene
S29	* at Washington St.	Seattle
O6	* WASHINGTON	Eugene
O18	* at Arizona State	Tempe
O27	* COLORADO	Eugene
N3	* at USC	L.A.
N10	* at California	Berkeley
N17	* STANFORD	Eugene
N24	* at Oregon State	Corvallis
N30	Pac-12 Championship	TBD

\* Conference Game (2005-present);  
Home Game (2004 and prior)

### OREGON'S ALL-TIME COACHING LEDGER

Coach	Years	Won	Lost	Tied	Pct.
Cal Young/J.A. Church	1894	1	2	1	.375
Percy Benson	1895	4	0	0	1.000
J.F. Frick	1896	2	1	0	.667
Joe Smith	1897	1	1	0	.500
Frank Simpson	1898-99	6	3	1	.650
Lawrence Kaarsberg	1900	3	3	1	.500
Warren Smith	1901, 1903	7	6	2	.533
Marion Dolph	1902	3	1	3	.643
R.S. Smith	1904, 1925	6	8	1	.433
Bruce Short	1905	4	2	2	.625
Hugo Bezdek	1906, 1913-17	30	10	4	.727
Gordon B. Frost	1907	5	1	0	.833
Robert Forbes	1908-09	8	4	0	.667
Bill Warner	1910-11	7	3	0	.700
Louis Pinkham	1912	3	4	0	.429
Shy Huntington	1918-23	26	12	6	.659
Joe Maddock	1924	4	3	2	.556
John McEwan	1926-29	20	13	2	.600
C.W. Spears	1930-31	13	4	2	.737
Prink Callison	1932-37	33	23	2	.586
Tex Oliver	1938-41, 1945-46	23	28	3	.454
John Warren	1942	2	6	0	.250
No Football Team	1943-44				
Jim Aiken	1947-50	21	20	0	.512
Len Casanova	1951-66	82	73	8	.528
Jerry Frei	1967-71	22	29	2	.434
Dick Enright	1972-73	6	16	0	.273
Don Reid	1974-76	9	24	0	.273
Rich Brooks	1977-94	91	109	4	.456
Mike Bellotti	1995-08	116	55	-	.678
Chip Kelly	2009-present	34	6	-	.850
<b>Totals</b>	<b>116 Years</b>	<b>590</b>	<b>472</b>	<b>46</b>	<b>.553</b>

OREGON FOOTBALL HISTORY



## OREGON VS. 2012 OPPONENTS

### ARKANSAS STATE

#### First Meeting

2012 (Eugene)

### FRESNO STATE

#### Oregon leads, 6-2

2007 Ducks, 52-21 (Eugene)  
 2006 Ducks, 31-24 (Fresno)  
 2005 Ducks, 37-34 (Eugene)  
 2002 Ducks, 28-24 (Eugene)  
 1997 Ducks, 43-40 (Eugene)  
 1996 Ducks, 30-27 (Fresno)\*  
 1982 Bulldogs, 10-4 (Eugene)  
 1981 Bulldogs, 23-16 (Fresno)

Record in Eugene: 4-1

Record at Autzen: 4-1

Record in Fresno: 2-1

### TENNESSEE TECH

#### First Meeting

2012 (Eugene)

### ARIZONA

#### Oregon leads, 23-14

2011 Ducks, 56-31 (Tucson)  
 2010 Ducks, 48-29 (Eugene)  
 2009 Ducks, 44-41 (Tucson)\*  
 2008 Ducks, 55-45 (Eugene)  
 2007 Wildcats, 34-24 (Tucson)  
 2006 Wildcats, 37-10 (Eugene)  
 2005 Ducks, 28-21 (Tucson)  
 2004 Ducks, 28-14 (Eugene)  
 2003 Ducks, 48-10 (Tucson)  
 2002 Ducks, 31-14 (Tucson)  
 2001 Ducks, 63-28 (Tucson)  
 2000 Ducks, 14-10 (Eugene)  
 1999 Ducks, 44-41 (Tucson)  
 1998 Wildcats, 38-3 (Tucson)  
 1997 Ducks, 16-9 (Eugene)  
 1996 Ducks, 49-31 (Eugene)  
 1995 Ducks, 17-13 (Tucson)  
 1994 Ducks, 10-9 (Eugene)  
 1993 Wildcats, 31-10 (Tucson)  
 1990 Wildcats, 22-17 (Tucson)  
 1989 Ducks, 16-10 (Eugene)  
 1988 Wildcats, 41-27 (Tucson)  
 1986 Wildcats, 37-17 (Eugene)  
 1985 Wildcats, 20-8 (Tucson)  
 1984 Wildcats, 28-14 (Tucson)  
 1983 Ducks, 19-10 (Tucson)  
 1982 Ducks, 13-7 (Eugene)  
 1981 Wildcats, 18-14 (Eugene)  
 1979 Wildcats, 24-13 (Tucson)  
 1978 Wildcats, 24-3 (Eugene)  
 1972 Ducks, 24-7 (Eugene)  
 1964 Ducks, 21-0 (Eugene)  
 1963 Ducks, 28-12 (Tucson)  
 1961 Wildcats, 15-6 (Portland)  
 1955 Ducks, 46-27 (Tucson)  
 1951 Ducks, 39-21 (Eugene)  
 1937 Wildcats, 20-6 (Tucson)

Record in Eugene: 12-4

Record at Autzen: 10-4

Record in Portland: 0-1

Record in Tucson: 11-9

### WASHINGTON STATE

#### Oregon leads, 44-38-7

2011 Ducks, 43-28 (Eugene)  
 2010 Ducks, 43-23 (Pullman)  
 2009 Ducks, 52-6 (Eugene)  
 2008 Ducks, 63-14 (Pullman)  
 2007 Ducks, 53-7 (Eugene)  
 2006 Cougars, 34-23 (Pullman)  
 2005 Ducks, 34-31 (Pullman)  
 2004 Ducks, 41-38 (Pullman)  
 2003 Cougars, 55-16 (Eugene)  
 2002 Cougars, 32-21 (Pullman)  
 2001 Ducks, 24-17 (Pullman)  
 2000 Ducks, 27-24 (Pullman)\*  
 1999 Ducks, 52-10 (Eugene)  
 1998 Ducks, 51-29 (Pullman)  
 1997 Cougars, 24-13 (Eugene)  
 1996 Cougars, 55-44 (Pullman)  
 1995 Ducks, 26-7 (Eugene)

1994 Cougars, 21-7 (Pullman)  
 1993 Ducks, 46-23 (Eugene)  
 1992 Ducks, 34-17 (Pullman)  
 1991 Ducks, 40-14 (Eugene)  
 1989 Cougars, 51-38 (Eugene)  
 1988 Ducks, 43-28 (Pullman)  
 1987 Ducks, 31-17 (Pullman)  
 1986 Ducks, 27-17 (Eugene)  
 1985 Ducks, 42-39 (Pullman)  
 1984 Cougars, 50-41 (Eugene)  
 1983 Cougars, 24-7 (Pullman)  
 1982 Cougars, 10-3 (Eugene)  
 1981 Cougars, 39-7 (Pullman)  
 1980 Ducks, 20-10 (Eugene)  
 1979 Ducks, 37-26 (Pullman)#  
 1978 Ducks, 31-7 (Eugene)#  
 1977 Cougars, 56-20 (Pullman)  
 1976 Cougars, 23-22 (Eugene)  
 1975 Ducks, 26-14 (Pullman)  
 1974 Cougars, 21-16 (Eugene)  
 1973 Cougars, 21-14 (Pullman)  
 1972 Cougars, 31-14 (Eugene)  
 1971 Cougars, 31-21 (Spokane)  
 1970 Ducks, 28-13 (Eugene)  
 1969 Ducks, 25-24 (Pullman)  
 1968 Ducks, 27-13 (Eugene)  
 1967 Ducks, 17-13 (Pullman)  
 1966 Cougars, 14-13 (Eugene)  
 1965 Cougars, 27-7 (Pullman)  
 1964 Tie, 21-21 (Eugene)  
 1963 Ducks, 21-7 (Pullman)  
 1962 Ducks, 28-10 (Eugene)  
 1961 Cougars, 22-21 (Pullman)  
 1960 Ducks, 21-12 (Eugene)  
 1959 Ducks, 7-6 (Pullman)  
 1959 Ducks, 14-6 (Eugene)  
 1958 Cougars, 6-0 (Eugene)  
 1957 Ducks, 14-13 (Pullman)  
 1956 Tie, 7-7 (Eugene)  
 1955 Ducks, 35-0 (Pullman)  
 1954 Ducks, 26-14 (Eugene)  
 1953 Cougars, 7-0 (Pullman)  
 1952 Cougars, 19-6 (Eugene)  
 1951 Cougars, 41-6 (Pullman)  
 1950 Cougars, 21-13 (Eugene)  
 1949 Ducks, 21-0 (Pullman)  
 1948 Ducks, 33-7 (Eugene)  
 1947 Ducks, 12-6 (Pullman)  
 1946 Tie, 0-0 (Eugene)  
 1945 Cougars, 20-13 (Pullman)  
 1945 Ducks, 26-13 (Eugene)  
 1942 Cougars, 7-0 (Pullman)  
 1941 Cougars, 13-0 (Eugene)  
 1940 Tie, 6-6 (Pullman)  
 1939 Ducks, 38-0 (Eugene)  
 1938 Ducks, 10-2 (Pullman)  
 1937 Ducks, 10-6 (Portland)  
 1936 Cougars, 3-0 (Eugene)  
 1926 Cougars, 7-0 (Pullman)  
 1924 Tie, 7-7 (Portland)  
 1923 Cougars, 13-7 (Pullman)  
 1922 Ducks, 13-0 (Eugene)  
 1921 Tie, 7-7 (Pullman)  
 1919 Cougars, 7-0 (Portland)  
 1917 Cougars, 26-3 (Pullman)  
 1916 Ducks, 12-3 (Portland)  
 1915 Cougars, 28-3 (Pullman)  
 1914 Ducks, 7-0 (Pullman)  
 1912 Cougars, 7-0 (Eugene)  
 1911 Ducks, 6-0 (Pullman)  
 1903 Tie, 0-0 (Eugene)  
 1901 Cougars, 16-0 (Pullman)

Record in Eugene: 20-15-4#

Record at Autzen: 12-8

Record in Portland: 2-1-1

Record in Pullman: 24-19-2#

Record in Spokane: 0-1

#Games later forfeited

### WASHINGTON

#### Washington leads, 58-41-5

2011 Ducks, 34-17 (Seattle)  
 2010 Ducks, 53-16 (Eugene)  
 2009 Ducks, 43-19 (Seattle)  
 2008 Ducks, 44-10 (Eugene)  
 2007 Ducks, 55-34 (Seattle)  
 2006 Ducks, 34-14 (Eugene)  
 2005 Ducks, 45-21 (Eugene)

2004 Ducks, 31-6 (Eugene)  
 2003 Huskies, 42-10 (Seattle)  
 2002 Huskies, 42-14 (Eugene)  
 2000 Ducks, 23-16 (Eugene)  
 1999 Huskies, 34-20 (Seattle)  
 1998 Ducks, 27-22 (Eugene)  
 1997 Ducks, 31-28 (Seattle)  
 1996 Huskies, 33-14 (Eugene)  
 1995 Ducks, 24-22 (Seattle)  
 1994 Ducks, 31-20 (Eugene)  
 1993 Huskies, 21-6 (Seattle)  
 1992 Huskies, 24-3 (Eugene)  
 1991 Huskies, 29-7 (Seattle)  
 1990 Huskies, 38-17 (Seattle)  
 1989 Huskies, 20-14 (Seattle)  
 1988 Ducks, 17-14 (Eugene)  
 1987 Ducks, 29-22 (Eugene)  
 1986 Huskies, 38-3 (Seattle)  
 1985 Huskies, 19-13 (Eugene)  
 1984 Huskies, 17-10 (Seattle)  
 1983 Huskies, 32-3 (Eugene)  
 1982 Huskies, 37-21 (Seattle)  
 1981 Huskies, 17-3 (Eugene)  
 1980 Ducks, 34-10 (Seattle)  
 1979 Huskies, 21-17 (Eugene)  
 1978 Huskies, 20-14 (Seattle)  
 1977 Huskies, 54-0 (Eugene)  
 1976 Huskies, 14-7 (Seattle)  
 1975 Huskies, 27-17 (Eugene)  
 1974 Huskies, 66-0 (Seattle)  
 1973 Ducks, 58-0 (Eugene)  
 1972 Huskies, 23-17 (Seattle)  
 1971 Ducks, 23-21 (Eugene)  
 1970 Huskies, 25-23 (Seattle)  
 1969 Ducks, 22-7 (Eugene)  
 1968 Ducks, 3-0 (Seattle)  
 1967 Huskies, 26-0 (Eugene)  
 1966 Huskies, 10-7 (Seattle)  
 1965 Huskies, 24-20 (Portland)  
 1964 Ducks, 7-0 (Seattle)  
 1963 Huskies, 26-19 (Portland)  
 1962 Tie, 21-21 (Seattle)  
 1961 Ducks, 7-6 (Portland)  
 1960 Huskies, 7-6 (Seattle)  
 1959 Huskies, 13-12 (Portland)  
 1958 Huskies, 6-0 (Seattle)  
 1957 Huskies, 13-6 (Portland)  
 1956 Huskies, 20-7 (Seattle)  
 1955 Huskies, 19-7 (Portland)  
 1954 Ducks, 26-7 (Seattle)  
 1953 Huskies, 14-6 (Portland)  
 1952 Huskies, 49-0 (Seattle)  
 1951 Huskies, 63-6 (Portland)  
 1950 Huskies, 27-12 (Seattle)  
 1949 Huskies, 28-27 (Portland)  
 1948 Ducks, 13-7 (Seattle)  
 1947 Ducks, 6-0 (Portland)  
 1946 Huskies, 16-0 (Seattle)  
 1945 Huskies, 7-0 (Portland)  
 1945 Huskies, 20-6 (Seattle)  
 1942 Huskies, 15-7 (Portland)  
 1941 Ducks, 19-16 (Seattle)  
 1940 Huskies, 10-0 (Portland)  
 1939 Huskies, 20-13 (Seattle)  
 1938 Ducks, 3-0 (Portland)  
 1937 Huskies, 14-0 (Seattle)  
 1936 Huskies, 7-0 (Portland)  
 1935 Ducks, 7-6 (Seattle)  
 1934 Huskies, 16-6 (Portland)  
 1933 Ducks, 6-0 (Seattle)  
 1932 Tie, 0-0 (Portland)  
 1931 Ducks, 13-0 (Seattle)  
 1930 Ducks, 7-0 (Portland)  
 1929 Ducks, 14-0 (Seattle)  
 1928 Ducks, 27-0 (Seattle)  
 1927 Huskies, 7-0 (Seattle)  
 1926 Huskies, 23-9 (Eugene)  
 1925 Huskies, 15-14 (Seattle)  
 1924 Ducks, 7-3 (Seattle)  
 1923 Huskies, 26-7 (Seattle)  
 1922 Tie, 3-3 (Seattle)  
 1920 Ducks, 17-0 (Seattle)  
 1919 Ducks, 34-13 (Seattle)  
 1918 Ducks, 7-0 (Seattle)  
 1916 Tie, 0-0 (Seattle)  
 1914 Huskies, 10-0 (Seattle)  
 1913 Huskies, 10-7 (Seattle)  
 1912 Huskies, 30-14 (Seattle)  
 1911 Huskies, 29-3 (Seattle)  
 1909 Huskies, 20-6 (Seattle)

1908 Huskies, 15-0 (Seattle)  
 1907 Ducks, 6-0 (Seattle)  
 1906 Ducks, 16-6 (Seattle)  
 1905 Tie, 12-12 (Seattle)  
 1904 Ducks, 18-0 (Seattle)  
 1903 Huskies, 6-5 (Seattle)  
 1900 Ducks, 43-0 (Seattle)

Record in Eugene: 13-11

Record at Autzen: 13-10

Record in Portland: 4-14-1

Record in Seattle: 24-33-4

### ARIZONA STATE

#### Series tied, 16-16

2011 Ducks, 41-27 (Eugene)  
 2010 Ducks, 42-31 (Tempe)  
 2009 Ducks, 44-21 (Eugene)  
 2008 Ducks, 54-20 (Tempe)  
 2007 Ducks, 35-23 (Eugene)  
 2006 Ducks, 48-13 (Tempe)  
 2005 Ducks, 31-17 (Tempe)  
 2004 Sun Devils, 28-13 (Eugene)  
 2003 Sun Devils, 59-14 (Tempe)  
 2002 Sun Devils, 45-42 (Eugene)  
 2001 Ducks, 42-24 (Eugene)  
 2000 Ducks, 56-55 (Tempe)\*  
 1999 Ducks, 20-17 (Eugene)  
 1998 Ducks, 51-19 (Eugene)  
 1997 Sun Devils, 52-31 (Tempe)  
 1996 Sun Devils, 48-27 (Tempe)  
 1995 Sun Devils, 35-24 (Eugene)  
 1994 Ducks, 34-10 (Eugene)  
 1993 Ducks, 45-36 (Tempe)  
 1992 Ducks, 30-20 (Eugene)  
 1991 Sun Devils, 24-21 (Tempe)  
 1990 Ducks, 27-7 (Eugene)  
 1989 Ducks, 27-7 (Tempe)  
 1988 Sun Devils, 21-20 (Eugene)  
 1987 Sun Devils, 37-13 (Tempe)  
 1986 Sun Devils, 37-17 (Eugene)  
 1984 Sun Devils, 44-10 (Eugene)  
 1982 Sun Devils, 34-3 (Eugene)  
 1981 Sun Devils, 24-0 (Tempe)  
 1980 Sun Devils, 42-38 (Tempe)  
 1973 Sun Devils, 26-20 (Eugene)  
 1966 Sun Devils, 14-10 (Tempe)

Record in Eugene: 9-8

Record at Autzen: 9-8

Record in Tempe: 7-8

### COLORADO

#### Series tied, 8-8

2011 Ducks, 45-2 (Boulder)  
 2002 Ducks, 38-16 (Tempe, AZ)  
 1998 Buffaloes, 51-43 (Honolulu, HI)  
 1996 Buffaloes, 38-6 (Dallas, TX)  
 1987 Ducks, 10-7 (Boulder)  
 1986 Ducks, 32-30 (Eugene)  
 1985 Buffaloes, 21-17 (Boulder)  
 1984 Ducks, 27-20 (Eugene)  
 1979 Ducks, 33-19 (Boulder)  
 1978 Buffaloes, 24-7 (Boulder)  
 1968 Buffaloes, 28-7 (Boulder)  
 1967 Buffaloes, 17-13 (Eugene)  
 1956 Ducks, 35-0 (Boulder)  
 1955 Buffaloes, 13-6 (Eugene)  
 1950 Buffaloes, 21-7 (Boulder)  
 1949 Ducks, 42-14 (Eugene)

Record in Eugene: 3-2

Record at Autzen: 2-1

Record in Boulder: 4-4

Neutral Field: 1-2

### USC

#### USC leads, 38-18-2

2011 Trojans, 38-35 (Eugene)  
 2010 Ducks, 53-32 (Los Angeles)  
 2009 Ducks, 47-20 (Eugene)  
 2008 Trojans, 44-10 (Los Angeles)  
 2007 Ducks, 24-17 (Eugene)  
 2006 Trojans, 35-10 (Los Angeles)  
 2005 Trojans, 45-13 (Eugene)  
 2002 Trojans, 44-33 (Eugene)  
 2001 Ducks, 24-22 (Eugene)  
 2000 Ducks, 28-17 (Los Angeles)  
 1999 Ducks, 33-30 (Eugene)\*\*\*

## OREGON VS. 2012 OPPONENTS

1998 Ducks, 17-13 (Eugene)  
 1997 Trojans, 24-22 (Los Angeles)  
 1994 Ducks, 22-7 (Los Angeles)  
 1993 Trojans, 24-13 (Eugene)  
 1992 Trojans, 32-10 (Los Angeles)  
 1991 Trojans, 30-14 (Eugene)  
 1988 Trojans, 42-14 (Los Angeles)  
 1987 Ducks, 34-27 (Eugene)  
 1986 Trojans, 35-21 (Los Angeles)  
 1985 Trojans, 20-6 (Tokyo)  
 1984 Trojans, 19-9 (Eugene)  
 1982 Trojans, 38-7 (Los Angeles)  
 1980 Tie, 7-7 (Eugene)  
 1978 Trojans, 37-10 (Eugene)  
 1977 Trojans, 33-15 (Los Angeles)  
 1976 Trojans, 53-0 (Eugene)  
 1975 Trojans, 17-3 (Los Angeles)  
 1974 Trojans, 16-7 (Eugene)  
 1973 Trojans, 31-10 (Los Angeles)  
 1972 Trojans, 18-10 (Eugene)  
 1971 Ducks, 28-23 (Los Angeles)  
 1970 Ducks, 10-7 (Eugene)  
 1968 Trojans, 20-13 (Eugene)  
 1967 Trojans, 28-6 (Los Angeles)  
 1958 Ducks, 25-0 (Portland)  
 1957 Ducks, 16-7 (Los Angeles)  
 1956 Ducks, 7-0 (Portland)  
 1955 Trojans, 42-15 (Los Angeles)  
 1954 Trojans, 24-14 (Portland)  
 1953 Ducks, 13-7 (Portland)  
 1950 Trojans, 30-21 (Los Angeles)  
 1949 Trojans, 40-13 (Los Angeles)  
 1948 Ducks, 8-7 (Portland)  
 1946 Trojans, 43-0 (Los Angeles)  
 1942 Trojans, 40-0 (Los Angeles)  
 1941 Ducks, 20-6 (Los Angeles)  
 1940 Trojans, 13-0 (Los Angeles)  
 1939 Tie, 7-7 (Los Angeles)  
 1938 Trojans, 31-7 (Eugene)  
 1937 Trojans, 34-14 (Los Angeles)  
 1936 Trojans, 26-0 (Los Angeles)  
 1934 Trojans, 33-0 (Los Angeles)  
 1933 Trojans, 26-0 (Los Angeles)  
 1932 Trojans, 33-0 (Los Angeles)  
 1931 Trojans, 53-0 (Los Angeles)  
 1920 Trojans, 21-0 (Pasadena)  
 1915 Ducks, 34-0 (Los Angeles)

Record in Eugene: 7-13-1  
 Record at Autzen: 7-11-1  
 Record in Portland: 4-2  
 Record in Los Angeles: 7-23-1  
 Neutral Field: 0-1

### CALIFORNIA

**California leads, 39-33-2**  
 2011 Ducks, 43-15 (Eugene)  
 2010 Ducks, 15-13 (Berkeley)  
 2009 Ducks, 42-3 (Eugene)  
 2008 Bears, 26-16 (Berkeley)  
 2007 Bears, 31-24 (Eugene)  
 2006 Bears, 45-24 (Berkeley)  
 2005 Ducks, 27-20 (Eugene)\*  
 2004 Bears, 28-27 (Berkeley)  
 2003 Ducks, 21-17 (Eugene)  
 2001 Ducks, 48-7 (Berkeley)  
 2000 Ducks, 25-17 (Eugene)  
 1999 Ducks, 24-19 (Berkeley)  
 1996 Ducks, 40-23 (Eugene)  
 1995 Ducks, 52-30 (Berkeley)  
 1994 Ducks, 23-7 (Eugene)  
 1993 Bears, 42-41 (Berkeley)  
 1992 Ducks, 37-17 (Eugene)  
 1991 Bears, 45-7 (Berkeley)  
 1990 Bears, 28-3 (Berkeley)  
 1989 Ducks, 35-19 (Eugene)  
 1987 Bears, 20-6 (Eugene)  
 1986 Ducks, 27-9 (Berkeley)  
 1985 Bears, 27-24 (Eugene)  
 1984 Ducks, 21-14 (Berkeley)  
 1983 Ducks, 24-17 (Eugene)  
 1982 Bears, 10-7 (Berkeley)  
 1980 Bears, 31-6 (Berkeley)  
 1979 Ducks, 19-14 (Eugene)  
 1978 Bears, 21-18 (Berkeley)  
 1977 Bears, 48-16 (Eugene)  
 1976 Bears, 27-10 (Berkeley)  
 1975 Bears, 34-7 (Eugene)  
 1974 Bears, 40-10 (Berkeley)

1973 Ducks, 41-10 (Eugene)  
 1972 Bears, 31-12 (Berkeley)  
 1971 Bears, 17-10 (Eugene)  
 1970 Ducks, 31-24 (Portland)  
 1968 Bears, 36-8 (Berkeley)  
 1967 Bears, 21-13 (Berkeley)  
 1965 Bears, 24-0 (Portland)  
 1960 Ducks, 20-0 (Berkeley)  
 1959 Ducks, 20-18 (Portland)  
 1958 Bears, 23-6 (Berkeley)  
 1957 Ducks, 24-6 (Eugene)  
 1956 Ducks, 28-6 (Berkeley)  
 1955 Ducks, 21-0 (Portland)  
 1954 Ducks, 33-27 (Berkeley)  
 1953 Tie, 0-0 (Berkeley)  
 1952 Bears, 41-7 (Portland)  
 1951 Bears, 28-26 (Berkeley)  
 1950 Bears, 28-7 (Portland)  
 1949 Bears, 41-14 (Berkeley)  
 1946 Ducks, 14-13 (Berkeley)  
 1945 Ducks, 20-13 (Berkeley)  
 1942 Bears, 20-7 (Berkeley)  
 1941 Ducks, 19-7 (Portland)  
 1940 Bears, 14-6 (Berkeley)  
 1939 Ducks, 6-0 (Berkeley)  
 1938 Bears, 20-0 (Berkeley)  
 1937 Bears, 26-0 (Portland)  
 1936 Bears, 28-0 (Berkeley)  
 1935 Bears, 6-0 (Portland)  
 1928 Bears, 13-0 (Berkeley)  
 1927 Bears, 16-0 (Portland)  
 1926 Ducks, 21-13 (Berkeley)  
 1925 Bears, 28-0 (Portland)  
 1921 Bears, 39-0 (Berkeley)  
 1918 Bears, 6-0 (Berkeley)  
 1917 Ducks, 21-0 (Eugene)  
 1916 Ducks, 34-14 (Berkeley)  
 1905 Tie, 0-0 (Berkeley)  
 1904 Bears, 12-0 (Berkeley)  
 1900 Ducks, 2-0 (Berkeley)  
 1899 Bears, 12-0 (Berkeley)

Record in Eugene: 14-6  
 Record at Autzen: 11-6  
 Record in Portland: 4-7  
 Record in Berkeley: 15-26-2

### STANFORD

**Stanford leads, 44-30-1**  
 2011 Ducks, 53-30 (Stanford)  
 2010 Ducks, 52-31 (Eugene)  
 2009 Cardinal, 51-42 (Stanford)  
 2008 Ducks, 35-28 (Eugene)  
 2007 Ducks, 55-31 (Stanford)  
 2006 Ducks, 48-10 (Eugene)  
 2005 Ducks, 44-20 (Stanford)  
 2004 Ducks, 16-13 (Stanford)  
 2003 Ducks, 35-0 (Eugene)  
 2002 Ducks, 41-14 (Eugene)  
 2001 Cardinal, 49-42 (Eugene)  
 1998 Ducks, 63-28 (Eugene)  
 1997 Cardinal, 58-49 (Stanford)  
 1996 Cardinal, 27-24 (Stanford)\*  
 1995 Cardinal, 28-21 (Eugene)  
 1994 Ducks, 55-21 (Stanford)  
 1993 Cardinal, 38-34 (Eugene)  
 1992 Cardinal, 21-7 (Stanford)  
 1991 Cardinal, 33-13 (Eugene)  
 1990 Ducks, 31-0 (Eugene)  
 1989 Cardinal, 18-17 (Stanford)  
 1988 Ducks, 7-3 (Eugene)  
 1987 Cardinal, 13-10 (Stanford)  
 1986 Cardinal, 41-7 (Eugene)  
 1985 Ducks, 45-28 (Eugene)  
 1983 Ducks, 16-7 (Stanford)  
 1981 Cardinal, 42-3 (Stanford)  
 1980 Cardinal, 35-25 (Eugene)  
 1979 Ducks, 16-7 (Stanford)  
 1977 Cardinal, 20-10 (Stanford)  
 1976 Cardinal, 28-17 (Eugene)  
 1975 Cardinal, 33-30 (Stanford)  
 1974 Cardinal, 17-0 (Eugene)  
 1973 Cardinal, 24-7 (Stanford)  
 1972 Ducks, 15-13 (Eugene)  
 1971 Cardinal, 38-17 (Stanford)  
 1970 Cardinal, 33-10 (Eugene)  
 1969 Cardinal, 28-0 (Stanford)  
 1968 Cardinal, 28-12 (Stanford)  
 1967 Cardinal, 17-14 (Stanford)

1966 Ducks, 7-3 (Portland)  
 1965 Cardinal, 17-14 (Stanford)  
 1964 Cardinal, 10-8 (Portland)  
 1963 Ducks, 36-7 (Stanford)  
 1962 Ducks, 28-14 (Portland)  
 1961 Ducks, 19-7 (Stanford)  
 1960 Ducks, 27-6 (Portland)  
 1959 Ducks, 28-27 (Stanford)  
 1958 Ducks, 12-0 (Portland)  
 1957 Ducks, 27-26 (Portland)  
 1956 Cardinal, 21-7 (Eugene)  
 1955 Cardinal, 44-7 (Stanford)  
 1954 Cardinal, 18-13 (Portland)  
 1953 Cardinal, 7-0 (Stanford)  
 1952 Ducks, 21-20 (Stanford)  
 1951 Cardinal, 27-20 (Portland)  
 1948 Ducks, 20-12 (Stanford)  
 1947 Ducks, 21-6 (Stanford)  
 1941 Cardinal, 19-15 (Stanford)  
 1940 Cardinal, 13-0 (Stanford)  
 1939 Ducks, 10-0 (Portland)  
 1938 Cardinal, 27-16 (Stanford)  
 1937 Ducks, 7-6 (Eugene)  
 1936 Tie, 7-7 (Stanford)  
 1929 Cardinal, 33-7 (Stanford)  
 1928 Cardinal, 26-12 (Eugene)  
 1927 Cardinal, 19-0 (Stanford)  
 1926 Cardinal, 29-12 (Eugene)  
 1925 Cardinal, 35-13 (Stanford)  
 1924 Cardinal, 28-13 (Stanford)  
 1923 Cardinal, 14-3 (Eugene)  
 1920 Cardinal, 10-0 (Stanford)  
 1905 Cardinal, 10-4 (Stanford)  
 1904 Cardinal, 35-0 (Stanford)  
 1900 Cardinal, 34-0 (Stanford)

Record in Eugene: 11-13  
 Record at Autzen: 10-9  
 Record in Portland: 5-3  
 Record at Stanford: 14-28-1

### OREGON STATE

**Oregon leads, 59-46-10**  
 2011 Ducks, 49-21 (Eugene)  
 2010 Ducks, 37-20 (Corvallis)  
 2009 Ducks, 37-33 (Eugene)  
 2008 Ducks, 65-38 (Corvallis)  
 2007 Beavers, 38-31 (Eugene)\*  
 2006 Beavers, 30-28 (Corvallis)  
 2005 Ducks, 56-14 (Eugene)  
 2004 Beavers, 50-21 (Corvallis)  
 2003 Ducks, 34-20 (Eugene)  
 2002 Beavers, 45-24 (Corvallis)  
 2001 Ducks, 17-14 (Eugene)  
 2000 Beavers, 23-13 (Corvallis)  
 1999 Ducks, 25-14 (Eugene)  
 1998 Beavers, 44-41 (Corvallis)\*\*  
 1997 Ducks, 48-30 (Eugene)  
 1996 Ducks, 49-13 (Corvallis)  
 1995 Ducks, 12-10 (Eugene)  
 1994 Ducks, 17-13 (Corvallis)  
 1993 Beavers, 15-12 (Eugene)  
 1992 Ducks, 7-0 (Corvallis)  
 1991 Beavers, 14-3 (Eugene)  
 1990 Ducks, 6-3 (Corvallis)  
 1989 Ducks, 30-21 (Eugene)  
 1988 Beavers, 21-10 (Corvallis)  
 1987 Ducks, 44-0 (Eugene)  
 1986 Ducks, 49-28 (Corvallis)  
 1985 Ducks, 34-13 (Eugene)  
 1984 Ducks, 31-6 (Corvallis)  
 1983 Tie, 0-0 (Eugene)  
 1982 Ducks, 7-6 (Corvallis)  
 1981 Ducks, 47-17 (Eugene)  
 1980 Ducks, 40-21 (Corvallis)  
 1979 Ducks, 24-3 (Eugene)  
 1978 Ducks, 24-3 (Corvallis)  
 1977 Ducks, 28-16 (Eugene)  
 1976 Ducks, 23-14 (Corvallis)  
 1975 Ducks, 14-7 (Eugene)  
 1974 Beavers, 35-16 (Corvallis)  
 1973 Beavers, 17-14 (Eugene)  
 1972 Ducks, 30-3 (Corvallis)  
 1971 Beavers, 30-29 (Eugene)  
 1970 Beavers, 24-9 (Corvallis)  
 1969 Beavers, 10-7 (Eugene)  
 1968 Beavers, 41-19 (Corvallis)  
 1967 Beavers, 14-10 (Eugene)  
 1966 Beavers, 20-15 (Corvallis)

1965 Beavers, 19-14 (Eugene)  
 1964 Beavers, 7-6 (Corvallis)  
 1963 Ducks, 31-14 (Eugene)  
 1962 Beavers, 20-17 (Corvallis)  
 1961 Beavers, 6-2 (Eugene)  
 1960 Tie, 14-14 (Corvallis)  
 1959 Beavers, 15-7 (Eugene)  
 1958 Ducks, 20-0 (Corvallis)  
 1957 Beavers, 10-7 (Eugene)  
 1956 Tie, 14-14 (Corvallis)  
 1955 Ducks, 28-0 (Eugene)  
 1954 Ducks, 33-14 (Corvallis)  
 1953 Beavers, 7-0 (Eugene)  
 1952 Beavers, 22-19 (Portland)  
 1951 Beavers, 14-7 (Eugene)  
 1950 Beavers, 14-2 (Portland)  
 1949 Beavers, 20-10 (Eugene)  
 1948 Ducks, 10-0 (Corvallis)  
 1947 Ducks, 14-6 (Eugene)  
 1946 Beavers, 13-0 (Corvallis)  
 1945 Beavers, 13-12 (Eugene)  
 1945 Beavers, 19-6 (Corvallis)  
 1942 Beavers, 39-2 (Corvallis)  
 1941 Beavers, 12-7 (Eugene)  
 1940 Ducks, 20-0 (Corvallis)  
 1939 Beavers, 19-14 (Eugene)  
 1938 Beavers, 14-0 (Portland)  
 1937 Beavers, 14-0 (Eugene)  
 1936 Beavers, 18-0 (Corvallis)  
 1935 Ducks 13-0 (Eugene)  
 1934 Ducks, 9-6 (Portland)  
 1933 Ducks, 13-3 (Portland)  
 1932 Ducks, 12-6 (Corvallis)  
 1931 Tie, 0-0 (Eugene)  
 1930 Beavers, 15-0 (Corvallis)  
 1929 Ducks, 16-0 (Eugene)  
 1928 Ducks, 12-0 (Corvallis)  
 1927 Beavers, 31-7 (Eugene)  
 1926 Beavers, 16-0 (Corvallis)  
 1925 Beavers, 24-13 (Eugene)  
 1924 Ducks, 7-3 (Corvallis)  
 1923 Beavers, 6-0 (Eugene)  
 1922 Ducks, 10-0 (Corvallis)  
 1921 Tie, 0-0 (Eugene)  
 1920 Tie, 0-0 (Eugene)  
 1919 Ducks, 9-0 (Eugene)  
 1918 Ducks, 13-6 (Corvallis)  
 1917 Beavers, 14-7 (Portland)  
 1916 Ducks, 27-0 (Corvallis)  
 1915 Ducks, 9-0 (Eugene)  
 1914 Tie, 3-3 (Corvallis)  
 1913 Tie, 10-10 (Albany)  
 1912 Ducks, 3-0 (Albany)  
 1910 Ducks, 12-0 (Corvallis)  
 1909 Ducks, 12-0 (Eugene)  
 1908 Ducks, 8-0 (Portland)  
 1907 Beavers, 4-0 (Eugene)  
 1906 Tie, 0-0 (Corvallis)  
 1905 Ducks, 6-0 (Eugene)  
 1904 Ducks, 6-5 (Corvallis)  
 1903 Ducks, 5-0 (Eugene)  
 1902 Tie, 0-0 (Corvallis)  
 1899 Ducks, 38-0 (Eugene)  
 1898 Ducks, 38-0 (Corvallis)  
 1897 Beavers, 26-8 (Eugene)  
 1896 Ducks, 12-8 (Corvallis)  
 1896 Ducks, 2-0 (Eugene)  
 1895 Ducks, 44-0 (Eugene)  
 1894 Beavers, 16-0 (Eugene)

Record in Eugene: 28-24-4  
 Record at Autzen: 15-7-1  
 Record in Portland: 3-4  
 Record in Corvallis: 27-18-5  
 Record in Albany: 1-0-1

\*overtime

## OREGON ALL-TIME VS. OPPONENTS

	W	L	T	First (result)	Last (result)		W	L	T	First (result)	Last (result)
Air Force	8	3	1	1959 (35-12)	1997 (41-13)	Pennsylvania	1	0	0	1916 (14-0)	1916 (14-0)
Albany College	3	0	2	1894 (44-2)	1904 (4-0)	Penn State	1	3	0	1960 (12-41)	1995 (20-38)
<b>Arizona</b>	<b>23</b>	<b>14</b>	<b>0</b>	<b>1937 (6-20)</b>	<b>2011 (56-31)</b>	Pittsburgh	2	2	0	1956 (7-14)	1965 (17-15)
<b>Arizona State</b>	<b>16</b>	<b>16</b>	<b>0</b>	<b>1966 (10-14)</b>	<b>2011 (41-27)</b>	Portland	4	1	0	1894 (0-12)	1936 (14-0)
<b>Arkansas State</b>	<b>0</b>	<b>0</b>	<b>0</b>			Portland State	4	0	0	1994 (58-16)	2010 (69-0)
Army	0	0	2	1969 (17-17)	1970 (22-22)	Puget Sound	1	0	0	1910 (115-0)	1910 (115-0)
Auburn	0	1	0	2011 (19-22)	2011 (19-22)	Purdue	2	1	0	1979 (7-13)	2009 (38-36)
Boise State	0	2	0	2008 (32-37)	2009 (8-19)	Rice	1	0	0	1962 (31-12)	1962 (31-12)
Boston University	0	1	0	1951 (6-35)	1951 (6-35)	St. Mary's	3	7	0	1929 (6-31)	1950 (13-18)
Bremerton Sailors	1	0	0	1913 (43-6)	1913 (43-6)	San Diego State	4	0	0	1985 (49-37)	1990 (42-21)
Brigham Young	3	3	0	1964 (20-13)	2006 (8-38)	San Francisco	1	0	0	1947 (34-7)	1947 (34-7)
<b>California</b>	<b>33</b>	<b>39</b>	<b>2</b>	<b>1899 (0-12)</b>	<b>2011 (43-15)</b>	San Jose State	12	6	0	1953 (26-13)	1998 (58-3)
Capitol A.C.	0	1	0	1900 (0-5)	1900 (0-5)	Santa Barbara	1	0	0	1948 (55-7)	1948 (55-7)
Camp Lewis	1	0	0	1918 (20-3)	1918 (20-3)	Santa Clara	2	0	0	1932 (7-0)	1941 (21-19)
Chemawa Indians	5	0	0	1897 (10-0)	1905 (11-0)	South Florida	1	0	0	2007 (56-21)	2007 (56-21)
<b>Colorado</b>	<b>8</b>	<b>8</b>	<b>0</b>	<b>1949 (42-14)</b>	<b>2011 (45-2)</b>	Southern Methodist	1	1	0	1948 (13-21)	1963 (21-14)
Colorado State	3	1	0	1976 (17-3)	1996 (35-28)	Southern Oregon	2	0	0	1899 (35-0)	1900 (21-0)
Columbia	1	0	0	1933 (14-7)	1933 (14-7)	<b>Stanford</b>	<b>30</b>	<b>44</b>	<b>1</b>	<b>1900 (0-34)</b>	<b>2011 (53-30)</b>
Drake	1	0	0	1930 (14-7)	1930 (14-7)	Tennessee	1	0	0	2010 (48-13)	2010 (48-13)
Florida	0	1	0	1929 (6-20)	1929 (6-20)	<b>Tennessee Tech</b>	<b>0</b>	<b>0</b>	<b>0</b>		
Fordham	0	1	0	1938 (0-26)	1938 (0-26)	Texas	1	4	0	1941 (7-21)	2001 (35-30)
Foundation	1	0	0	1918 (41-0)	1918 (41-0)	Texas Christian	1	1	0	1977 (29-24)	1978 (10-14)
<b>Fresno State</b>	<b>6</b>	<b>2</b>	<b>0</b>	<b>1981 (16-23)</b>	<b>2007 (52-21)</b>	Texas-El Paso	2	0	0	1998 (33-26)	1999 (47-28)
Georgia	0	1	0	1977 (16-27)	1977 (16-27)	Texas Tech	2	0	0	1991 (28-13)	1992 (16-13)
Gonzaga	5	1	0	1932 (13-0)	1939 (7-12)	Tulsa	1	0	0	1989 (27-24)	1989 (27-24)
Harvard	0	1	0	1919 (6-7)	1919 (6-7)	UCLA	26	39	0	1928 (26-6)	2011 (49-31)
Hawaii	4	3	0	1921 (47-0)	1994 (16-36)	<b>USC</b>	<b>18</b>	<b>38</b>	<b>2</b>	<b>1915 (34-0)</b>	<b>2011 (35-38)</b>
Honolulu	1	0	0	1928 (13-2)	1928 (13-2)	Utah	18	8	0	1933 (26-7)	2009 (31-24)
Houston	3	0	0	1983 (15-14)	2007 (48-27)	Utah State	4	0	0	1976 (27-9)	2008 (66-24)
Idaho	52	3	4	1901 (0-0)	2004 (48-10)	U.S. Marines	2	0	0	1937 (24-6)	1940 (12-2)
Idaho State	1	0	0	1988 (52-7)	1988 (52-7)	Vancouver Barr.	1	0	0	1911 (36-0)	1911 (36-0)
Illinois	2	1	0	1970 (16-20)	1995 (34-31)	Wake Forest	0	2	0	1992 (35-39)	2002 (17-38)
Indiana	2	1	0	1963 (28-22)	2004 (24-30)	<b>Washington</b>	<b>41</b>	<b>58</b>	<b>5</b>	<b>1900 (43-0)</b>	<b>2011 (34-17)</b>
Iowa	2	1	0	1949 (31-24)	1994 (40-18)	<b>Washington State</b>	<b>44</b>	<b>38</b>	<b>7</b>	<b>1901 (0-16)</b>	<b>2011 (43-28)</b>
Kansas	0	1	1	1980 (7-7)	1981 (10-19)	West Virginia	2	0	0	1960 (20-6)	1963 (35-0)
Linfield	3	0	0	1927 (7-0)	1933 (53-0)	Western Oregon	2	0	0	1928 (24-0)	1931 (21-6)
Long Beach State	3	0	0	1984 (28-17)	1989 (52-10)	Whitman	7	3	0	1901 (0-6)	1924 (40-6)
LSU	1	3	0	1932 (12-0)	2011 (27-40)	Whitworth	1	0	0	1906 (10-0)	1906 (10-0)
Mare Island Marines	0	1	0	1917 (0-27)	1917 (0-27)	Willamette	22	1	1	1895 (8-4)	1931 (20-0)
Miami (Fla.)	0	1	0	1958 (0-2)	1958 (0-2)	Wisconsin	2	3	0	1977 (10-22)	2012 (45-38)
Michigan	2	3	0	1948 (0-14)	2007 (39-7)		<b>590</b>	<b>472</b>	<b>46</b>	<b>.553</b>	
Michigan State	2	2	0	1979 (17-41)	1999 (20-27)						
Minnesota	1	3	0	1961 (7-14)	2003 (30-31)						
Mississippi State	2	0	0	2002 (36-13)	2003 (42-34)						
Missouri	0	1	0	1972 (22-24)	1972 (22-24)						
Missouri State	1	0	0	2011 (56-7)	2011 (56-7)						
Montana	7	0	1	1928 (31-6)	2005 (47-14)						
Montana State	1	0	0	1947 (27-14)	1947 (27-14)						
Multnomah A.C.	11	20	3	1896 (6-12)	1925 (0-0)						
Navy Pre-Flight	0	1	0	1942 (9-10)	1942 (9-10)						
Nebraska	1	5	0	1952 (13-25)	1986 (14-48)						
Nevada	6	1	0	1947 (6-13)	2011 (69-20)						
Nevada-Las Vegas	2	0	0	1980 (32-9)	1992 (59-6)						
New Mexico	1	0	0	2010 (72-0)	2010 (72-0)						
New Mexico State	1	0	0	1991 (29-6)	1991 (29-6)						
New York Univ.	1	0	0	1931 (14-6)	1931 (14-6)						
North Dakota	0	0	1	1931 (0-0)	1931 (0-0)						
Northwestern	0	1	0	1974 (10-14)	1974 (10-14)						
Notre Dame	0	1	1	1976 (0-41)	1982 (13-13)						
Ohio State	0	8	0	1957 (7-10)	2009 (17-26)						
Oklahoma	1	6	0	1958 (0-6)	2006 (34-33)						
Oregon Alumni	6	0	0	1903 (6-0)	1913 (42-3)						
Oregon Medics	1	0	0	1902 (11-0)	1902 (11-0)						
<b>Oregon State</b>	<b>59</b>	<b>46</b>	<b>10</b>	<b>1894 (0-12)</b>	<b>2011 (49-21)</b>						
Pacific (Calif.)	4	3	0	1946 (7-6)	1995 (45-7)						
Pacific (Ore.)	14	0	2	1894 (0-0)	1932 (26-6)						
Pearl Harbor	1	0	0	1921 (3-3)	1921 (3-3)						
Pendleton H.S.	1	0	0	1901 (12-0)	1901 (12-0)						

2011 Opponents in **Bold**

All-time record reflects forfeits to Washington State in 1978 and 1979

ALL-TIME NATIONAL RANKINGS

**2011**

Week	AP	USA	Harris	BCS
Preseason	3	3		
Sept. 6	13	14		
Sept. 11	12	14		
Sept. 18	10	13		
Sept. 25	9	11		
Oct. 2	9	9	Harris	
Oct. 9	9	9	9	BCS
Oct. 16	9	T8	9	10
Oct. 23	7	7	7	7
Oct. 30	6	6	6	8
Nov. 6	6	6	6	7
Nov. 13	4	4	4	4
Nov. 20	9	9	9	10
Nov. 27	8	7	7	9
Dec. 3	6	5	5	5
Jan. 10	4	4		

**2010**

Week	AP	USA	Harris	BCS
Preseason	11	11		
Sept. 7	7	8		
Sept. 12	5	6		
Sept. 19	5	6		
Sept. 26	4	4		
Oct. 3	3	3	Harris	
Oct. 10	2	2	2	BCS
Oct. 17	1	1	1	2
Oct. 24	1	1	1	2
Oct. 31	1	1	1	1
Nov. 7	1	1	1	1
Nov. 14	1	1	1	1
Nov. 21	1	1	1	1
Nov. 28	1	1	1	2
Dec. 5	2	1	2	2
Jan. 11	3	3		

**2009**

Week	AP	USA	Harris	BCS
Preseason	16	14		
Sept. 6	RV	RV		
Sept. 13	RV	RV		
Sept. 20	RV	RV	Harris	
Sept. 27	16	25	23	
Oct. 4	13	17	15	
Oct. 11	13	16	14	BCS
Oct. 18	12	14	12	11
Oct. 25	10	12	11	10
Nov. 1	7	8	8	8
Nov. 8	14	16	14	13
Nov. 15	11	11	11	11
Nov. 22	10	10	10	8
Nov. 29	7	8	8	7
Dec. 6	7	7	7	7
Jan. 8	11	11		

**2008**

Week	AP	USA	Harris	BCS
Preseason	21	20		
Sept. 2	18	16		
Sept. 7	16	14		
Sept. 14	17	12		
Sept. 21	RV	22	Harris	
Sept. 28	23	20	21	
Oct. 5	RV	RV	RV	
Oct. 12	RV	RV	RV	BCS
Oct. 19	RV	RV	RV	-
Oct. 26	23	24	24	24
Nov. 2	-	RV	RV	-
Nov. 9	RV	RV	RV	-
Nov. 16	24	22	22	24
Nov. 23	19	18	19	23
Nov. 30	16	14	15	19
Dec. 7	15	13	15	17
Jan. 9	10	9		

**2007**

Week	AP	USA	Harris	BCS
Sept. 9	21	19		
Sept. 16	13	13	Harris	
Sept. 23	11	12	10	
Sept. 30	14	13	13	
Oct. 7	9	8	10	BCS
Oct. 14	7	6	7	10
Oct. 21	5	5	5	5
Oct. 28	4	4	5	5
Nov. 4	3	3	3	3
Nov. 11	2	2	2	2
Nov. 18	9	10	10	9
Nov. 25	18	20	19	17
Jan. 8	23	24		

**2006**

A1 (AP) 21st (324)	(USA/ESPN) 20th (373)
S4 (AP) 20th (436)	(USA/ESPN) 20th (458)
S11 (AP) 18th (547)	(USA/ESPN) 18th (529)
S18 (AP) 13th (833)	(USA/ESPN) 12th (829)
S25 (AP) 14th (805)	(USA/ESPN) 12th (854)
O2 (AP) 11th (946)	(USA/ESPN) 11th (946)
O9 (AP) 18th (474)	(USA/ESPN) 18th (510)
O16 (AP) 16th (639)	(USA/ESPN) 15th (660)
O23 (AP) 25th (132)	(USA/ESPN) 24th (228)
O30 (AP) 24th (167)	(USA/ESPN) 22nd (262)
N6 (AP) 21st (308)	(USA/ESPN) 20th (400)

**2005**

S19 (AP) 24th (201)	
O3 (AP) 25th (121)	
O10 (AP) 20th (456)	(USA/ESPN) 21st (311)
O17 (AP) 15th (665)	(USA/ESPN) 16th (588)
O24 (AP) 14th (750)	(USA/ESPN) 14th (712)
O31 (AP) 15th (756)	(USA/ESPN) 13th (782)
N7 (AP) 11th (943)	(USA/ESPN) 11th (919)
N14 (AP) 10th (1,022)	(USA/ESPN) 10th (1,001)
N21 (AP) 8th (1,107)	(USA/ESPN) 8th (1,102)
N28 (AP) 8th (1,144)	(USA/ESPN) 8th (1,127)
D5 (AP) 6th (1,241)	(USA/ESPN) 5th (1,234)
J10 (AP) t12th (817)	(USA/ESPN) 12th (837)

**2004**

A1 (AP) 23rd (200)	(USA/ESPN) 25th (175)
A30 (AP) no poll	(USA/ESPN) 24th (165)
S6 (AP) 24th (181)	(USA/ESPN) 25th (124)

**2003**

S14 (AP) 22nd (150)	(USA/ESPN) 22nd (185)
S21 (AP) 10th (966)	(USA/ESPN) 15th (780)
S29 (AP) 19th (389)	(USA/ESPN) 22nd (215)

**2002**

A1 (AP) 15th (736)	(USA/ESPN) 15th (663)
S2 (AP) 13th (941)	(USA/ESPN) 13th (819)
S8 (AP) 13th (948)	(USA/ESPN) 12th (809)
S15 (AP) 9th (1,167)	(USA/ESPN) 9th (1,005)
S22 (AP) 9th (1,213)	(USA/ESPN) 8th (1,065)
S29 (AP) 8th (1,299)	(USA/ESPN) 7th (1,103)
O6 (AP) 7th (1,390)	(USA/ESPN) 7th (1,147)
O13 (AP) 6th (1,463)	(USA/ESPN) 6th (1,203)
O20 (AP) 14th (966)	(USA/ESPN) 12th (842)
O27 (AP) 19th (536)	(USA/ESPN) 16th (556)
N3 (AP) 15th (667)	(USA/ESPN) 15th (653)
N11 (AP) 23rd (344)	(USA/ESPN) 22nd (284)

**2001**

A2 (AP) 7th (1,354)	(USA/ESPN) 8th (1,038)
A27 (AP) 7th (1,367)	(USA/ESPN) 7th (1,076)
S3 (AP) 7th (1,357)	(USA/ESPN) 8th (1,083)
S9 (AP) 7th (1,294)	(USA/ESPN) 7th (1,078)
S16 (AP) no poll	(USA/ESPN) no poll
S23 (AP) 6th (1,342)	(USA/ESPN) 6th (1,120)
S30 (AP) 7th (1,310)	(USA/ESPN) 8th (1,108)
O7 (AP) 5th (1,437)	(USA/ESPN) 6th (1,184)
O14 (AP) 5th (1,506)	(USA/ESPN) 5th (1,244)
O21 (AP) 11th (981)	(USA/ESPN) 13th (793)
O28 (AP) 8th (1,218)	(USA/ESPN) 9th (963)
N4 (AP) 7th (1,343)	(USA/ESPN) 7th (1,080)
N11 (AP) 7th (1,388)	(USA/ESPN) 7th (1,136)
N18 (AP) 6th (1,404)	(USA/ESPN) 7th (1,149)
N25 (AP) 4th (1,540)	(USA/ESPN) 5th (1,257)
D2 (AP) 3rd (1,624)	(USA/ESPN) 3rd (1,349)
D9 (AP) 2nd (1,698)	(USA/ESPN) 2nd (1,398)
J3 (AP) 2nd (1,726)	(USA/ESPN) 2nd (1,726)

**2000**

S25 (AP) 20th (457)	(USA/ESPN) 25th (183)
O2 (AP) 9th (1,031)	(USA/ESPN) 15th (613)
O9 (AP) 9th (1,140)	(USA/ESPN) 12th (740)
O16 (AP) 7th (1,290)	(USA/ESPN) 11th (894)
O23 (AP) 7th (1,309)	(USA/ESPN) 10th (936)
O30 (AP) 7th (1,378)	(USA/ESPN) 8th (1,047)
N6 (AP) 6th (1,429)	(USA/ESPN) 7th (1,121)
N13 (AP) 5th (1,490)	(USA/ESPN) 6th (1,169)
N20 (AP) 10th (1,177)	(USA/ESPN) 11th (817)
N27 (AP) 9th (1,183)	(USA/ESPN) 11th (869)
D11 (AP) 8th (1,207)	(USA/ESPN) 11th (888)
J5 (AP) 7th (1,299)	(USA/ESPN) 9th (1,009)

**1999**

S27 (AP) 25th (158)	
J4 (AP) 19th (358)	(USA/ESPN) 18th (375)

**1998**

S7 (AP) 24th (141)	
S14 (AP) 22nd (245)	(USA/ESPN) 23rd (165)
S21 (AP) 20th (399)	(USA/ESPN) 21st (325)
S28 (AP) 17th (613)	(USA/ESPN) 17th (522)
O5 (AP) 15th (747)	(USA/ESPN) 16th (619)
O12 (AP) 11th (1,021)	(USA/ESPN) 12th (851)
O19 (AP) 12th (939)	(USA/ESPN) 14th (717)
O26 (AP) 12th (997)	(USA/ESPN) 13th (806)
N2 (AP) 21st (420)	(USA/ESPN) 20th (351)
N9 (AP) 20th (498)	(USA/ESPN) 19th (427)
N16 (AP) 15th (754)	(USA/ESPN) 16th (589)
N23 (AP) 22nd (278)	(USA/ESPN) 23rd (229)
N30 (AP) 21st (324)	(USA/ESPN) 21st (286)
D7 (AP) 21st (322)	(USA/ESPN) 21st (270)

**1996**

S15 (AP) 25th (103)	
---------------------	--

**1995**

S3 (AP) 24th (187)	
S10 (AP) 20th (296)	(USA) 22nd (189)
S17 (AP) 12th (823)	(USA) 13th (780)
S24 (AP) 19th (379)	(USA) 20th (327)
O1 (AP) 17th (470)	(USA) 18th (423)
O8 (AP) 15th (918)	(USA) 15th (629)
O15 (AP) 12th (841)	(USA) 12th (793)
O22 (AP) 10th (941)	(USA) 12th (854)
O29 (AP) 19th (457)	(USA) 19th (400)
N5 (AP) 17th (619)	(USA) 17th (635)
N12 (AP) 16th (649)	(USA) 16th (620)
N19 (AP) 12th (818)	(USA) 12th (779)
N26 (AP) 12th (805)	(USA) 12th (788)
J3 (AP) 18th (416)	(USA) 18th (441)

**1994**

O23	(USA) 24th (91)
O30 (AP) 21st (373)	(USA) 17th (520)
N7 (AP) 15th (801)	(USA) 11th (647)
N14 (AP) 12th (856)	(USA) 9th (893)
N21 (AP) 12th (924)	(USA) 9th (1,032)
N28 (AP) 12th (918)	(USA) 9th (1,028)
D5 (AP) 12th (916)	(USA) 9th (1,051)
J3 (AP) 11th (810)	(USA) 11th (831)

**1990**

S17	(UPI) T23rd (7)
O1 (AP) 22nd (257)	(UPI) 17th (45)
O8 (AP) 19th (424)	(UPI) 17th (60)
O15	(UPI) 24th (6)
O22 (AP) 25th (98)	(UPI) 22nd (9)
O29 (AP) 22nd (230)	(UPI) 20th (10)
N5 (AP) 20th (362)	(UPI) 18th (20)
N26	(UPI) T25th (7)

**1989**

S18 (AP) 22nd (245)	(UPI) 18th
O2 (AP) 23rd (245)	

**1988**

S27 (AP) 20th (82)	
O4 (AP) 18th (132)	(UPI) T18th
O25 (AP) 20th (151)	(UPI) 19th

**1987**

O13 (AP) 16th (229)	(UPI) 18th
---------------------	------------

**1970**

O27 (AP) 16th (29)	(UPI) 15th
N10 (AP) 19th (19)	

The Associated Press only published a Top-10 ranking from 1961-67

**1965**

O10	(UPI) T10th
-----	-------------

**1964**

O6	(UPI) 19th (11)
O13	(UPI) 16th (13)
O20	(UPI) 14th (15)
O27 (AP) 7th (119)	(UPI) 10th (81)
N3	(UPI) 13th (13)
N10	(UPI) 13th (17)
N17 (AP) 10th (32)	(UPI) 10th (33)

**1963**

O8	(UPI) T19th (7)
O15	(UPI) 15th (22)
O22	(UPI) 13th (29)

**1962**

O16	(UPI) 13th (28)
O23	(UPI) 16th (23)
N6	(UPI) 11th (34)
N13	(UPI) 11th (34)

**1960**

N15 (AP) T19th (7)	
N22 (AP) T20th (2)	

**1959**

O20 (AP) 11th (192)	
O27 (AP) 16th (25)	
N2 (AP) 15th (53)	
N10 (AP) 14th (27)	
N17 (AP) 17th (31)	

**ALL-TIME NATIONAL RANKINGS****1957**

O22 (AP) 18th (43)	(UPI) 19th (10)
O20 (AP) 15th (51)	(UPI) 11th (19)
N5 (AP) 13th (67)	(UPI) T10th (22)
N12 (AP) T15th (54)	(UPI) 16th (13)
N19 (AP) 15th (91)	(UPI) 12th (41)
N26	(UPI) T17th (3)

**1948**

O26 (AP) 14th (60)	
N2 (AP) 15th (59)	
N9 (AP) 15th (61)	
N16 (AP) 13th (70)	
N23 (AP) 10th (65)	
N30 (AP) 9th	

AP - Associated Press

UPI - United Press International

USA - USA Today

USA/ESPN - USA Today/ESPN

Harris - Harris Poll

BCS - Bowl Championship Series Standings



# BOWL GAMES

## OREGON BOWL TRADITION

A total of 70 of the 120 NCAA Football Bowl Subdivision schools earned post-season berths following the 2011 season. Oregon is one of only 10 schools in the country to make at least 19 appearances in a bowl game over the past 23 seasons.

<b>23 of 23</b>	95 Citrus	04 Rose	01 Music City
	96 Rose	05 Alamo	02 Sugar
<b>Florida State</b>	97 Sugar	06 Rose	03 Capital One
89 Fiesta	98 Sugar	07 Capital One	04 Outback
90 Blockbuster	00 Outback	11 Sugar	05 Sugar
91 Cotton	01 Outback		06 Chick-fil-A
92 Orange	02 Fiesta	<b>Tennessee</b>	07 Sugar
93 Orange	03 Fiesta	89 Cotton	08 Capital One
94 Sugar	04 Alamo	90 Sugar	09 Independence
95 Orange	05 Fiesta	91 Fiesta	10 Liberty
96 Sugar	06 Fiesta	92 Hall of Fame	11 Outback
97 Sugar	07 BCS CG	93 Citrus	
98 Fiesta	08 Fiesta	94 Gator	<b>Miami, Fla.</b>
99 Sugar	09 Rose	95 Citrus	89 Sugar
00 Orange	10 Sugar	96 Citrus	90 Cotton
01 Gator	11 Gator	97 Orange	91 Orange
02 Sugar		98 Fiesta	92 Sugar
03 Orange	<b>21 of 23</b>	99 Fiesta	93 Fiesta
04 Gator		00 Cotton	94 Orange
05 Orange	<b>Nebraska</b>	01 Citrus	96 Carquest
06 Emerald	89 Fiesta	02 Peach	98 Micron PC
07 Music City	90 Citrus	03 Peach	99 Gator
08 Champs Sprts	91 Orange	04 Cotton	00 Sugar
09 Gator	92 Orange	06 Outback	01 Rose
10 Chick-fil-A	93 Orange	07 Outback	02 Fiesta
11 Champs Sprts	94 Orange	09 Chick-Fil-A	03 Orange
	95 Fiesta	10 Music City	04 Peach
<b>22 of 23</b>	96 Orange		05 Peach
	97 Orange	<b>19 of 23</b>	06 MPC Comp.
<b>Florida</b>	98 Holiday		08 Emerald
89 Freedom	99 Fiesta	<b>Oregon</b>	09 Champs Sprts
91 Sugar	00 Alamo	89 Independence	10 Sun
92 Citrus	01 Rose	90 Freedom	
93 Sugar	02 Independence	92 Independence	<b>Penn State</b>
94 Sugar	03 Alamo	94 Rose	89 Holiday
95 Fiesta	05 Alamo	95 Cotton	90 Blockbuster
96 Sugar	06 Cotton	97 Las Vegas	91 Fiesta
97 Citrus	08 Gator	98 Aloha	92 Blockbuster
98 Orange	09 Holiday	99 Sun	93 Citrus
99 Citrus	10 Holiday	00 Holiday	94 Rose
00 Sugar	11 Capital One	01 Fiesta	95 Outback
01 Orange		02 Seattle	96 Fiesta
02 Outback	<b>20 of 23</b>	03 Sun	97 Citrus
03 Outback		05 Holiday	98 Outback
04 Peach	<b>Michigan</b>	06 Las Vegas	99 Alamo
05 Outback	89 Rose	07 Sun	02 Capital One
06 Fiesta	90 Gator	08 Holiday	05 Orange
07 Capital One	91 Rose	09 Rose	06 Outback
08 BCS CG	92 Rose	10 BCS NC	07 Alamo
09 Sugar	93 Hall of Fame	11 Rose	08 Rose
10 Outback	94 Holiday		09 Capital One
11 Gator	95 Alamo	<b>Georgia</b>	10 Outback
	96 Outback	89 Peach	11 TicketCity
<b>Ohio State</b>	97 Rose	91 Independence	
89 Hall of Fame	98 Citrus	92 Florida Citrus	
90 Liberty	99 Orange	95 Peach	
91 Hall of Fame	00 Citrus	97 Outback	
92 Citrus	01 Citrus	98 Peach	
93 Holiday	02 Outback	99 Outback	
94 Citrus	03 Rose	00 Oahu	

## Individual Single Game Bowl Records

### RUSHING

#### Most Attempts

29 ... Hollis Huntington vs. Harvard, Rose Bowl (122 yards) ..... 1-1-1920

#### Most Yards

253 ... Jonathan Stewart vs. South Florida, Sun Bowl (23 att.)..... 12-31-2007

#### Most Touchdowns

3 ... Jeremiah Masoli vs. Oklahoma St., Holiday Bowl ..... 12-30-2008  
 ... Derien Latimer vs. Colorado, Aloha Bowl ..... 12-25-1998

#### Longest Run

91 ... De'Anthony Thomas (TD) vs. Wisconsin, Rose Bowl..... 1-2-2012

### PASSING

#### Most Attempted

61 ... Danny O'Neil vs. Penn State, Rose Bowl (41 comp.)..... 1-2-1995

#### Most Completed

41 ... Danny O'Neil vs. Penn State, Rose Bowl (61 att.)..... 1-2-1995

#### Highest Completion Percentage (min. 10 attempts)

76.2 ... Kellen Clemens vs. Minnesota, Sun Bowl (32-42) ..... 12-31-2003

#### Most Yards

465 ... Danny O'Neil vs. Penn State, Rose Bowl (41-61)..... 1-2-1995

#### Most Touchdown Passes Thrown

4 ... Justin Roper vs. South Florida, Sun Bowl..... 12-31-2007  
 Joey Harrington vs. Colorado, Fiesta Bowl..... 1-1-2002

#### Most Interceptions Thrown

2 ... Several (Last, Darron Thomas vs. Auburn, BCS NCG) ..... 1-10-2011

### RECEIVING

#### Most Receptions

16 ... Samie Parker vs. Minnesota, Sun Bowl (200 yards) ..... 12-31-2003

#### Most Yards

200 ... Samie Parker vs. Minnesota, Sun Bowl (16 rec.)..... 12-31-2003

#### Most Touchdown Receptions

2 ... Lavasier Tuinei vs. Wisconsin, Rose Bowl ..... 1-2-2012  
 ... LaMichael James vs. Auburn, BCS NCG ..... 1-10-2011  
 ... Samie Parker vs. Minnesota, Sun Bowl ..... 12-31-2003  
 ... Pat Johnson vs. Air Force, Las Vegas Bowl..... 12-20-1997  
 ... Tony Hartley vs. Air Force, Las Vegas Bowl..... 12-20-1997

#### Longest Reception

81 ... Jeff Maehl (Darron Thomas) vs. Auburn, BCS NCG..... 1-10-2011

### TOTAL OFFENSE

#### Most Plays

74 ... Danny O'Neil vs. Penn State, Rose Bowl (436 yards)..... 1-2-1995

#### Most Yards

500 ... Joey Harrington vs. Colorado, Fiesta Bowl (70 plays)..... 1-1-2002

### ALL-PURPOSE

#### Most Plays

29 ... Hollis Huntington vs. Harvard, Rose Bowl (122 yards) ..... 1-1-1920

#### Most Yards

314 ... De'Anthony Thomas vs. Wisconsin, Rose Bowl (11 plays)..... 1-2-2012

### INTERCEPTIONS

#### Most Interceptions

3 ... Shy Huntington vs. Pennsylvania, Rose Bowl ..... 1-1-1917

#### Most Yards Returned

49 ... H.D. Murphy vs. SMU, Sun Bowl..... 12-31-1963

#### Longest Interception Return

35 ... Patrick Chung vs. BYU, Las Vegas Bowl..... 12-21-2006

### PUNT RETURNS

#### Most Returns

5 ... Brian Brown vs. Colo. St., Freedom Bowl (13 yards) ..... 12-29-1990

#### Most Yards Returned

57 ... Keenan Howry vs. Wake Forest, Seattle Bowl (2 ret.) ..... 12-30-2002

#### Highest Average (min. 3 returns)

18.7 ... Michael Fletcher vs. Colorado, Aloha Bowl..... 12-25-1998

**KICKOFF RETURNS**

**Most Returns**

6 ... Walter Thurmond vs Oklahoma St., Holiday Bowl (6 ret.) ..... 12-30-2008

**Most Yards Returned**

201 ... Walter Thurmond vs. Oklahoma St., Holiday Bowl (6 ret.) ... 12-30-2008

**Highest Average (min. 3 returns)**

33.5 ... Walter Thurmond vs. Oklahoma St., Holiday Bowl (6 ret.) .... 12-30-2008

**Longest Kickoff Return**

91 ... Walter Thurmond vs. Oklahoma St., Holiday Bowl ..... 12-30-2008

**PUNTING**

**Most Punts**

8 ... Matt Dragich vs. Oklahoma, Holiday Bowl (361 yards) ..... 12-29-2005  
 Kurtis Doerr vs. Minnesota, Sun Bowl (325 yards) ..... 12-31-1999

**Most Yards**

361 ... Matt Dragich vs. Oklahoma, Holiday Bowl (8 punts) ..... 12-29-2005

**Highest Net Average Per Punt (min. 3 punts)**

50.2 ... Jose Arroyo vs. Wake Forest, Seattle Bowl ..... 12-30-2002

**SCORING**

**Most Points**

18 ... Derien Latimer vs. Colorado, Aloha Bowl ..... 12-25-1998  
 ... Jeremiah Masoli vs. Oklahoma St., Holiday Bowl ..... 12-30-2008

**Most Touchdowns**

3 ... Jeremiah Masoli vs. Oklahoma St., Holiday Bowl ..... 12-30-2008  
 ... Derien Latimer vs. Colorado, Aloha Bowl ..... 12-25-1998

**Most Field Goals**

3 ... Jared Siegel vs. Minnesota, Sun Bowl (3 att.) ..... 12-31-2003

**Most Field Goal Attempts**

3 ... Many (Last: Jared Siegel vs. Minnesota, Sun Bowl) ..... 12-31-2003

**Most PATs**

6 ... Alejandro Maldonado vs. Wisconsin, Rose Bowl ..... 1-2-2012  
 ... Morgan Flint vs. Oklahoma St., Holiday Bowl ..... 12-30-2008

**DEFENSE**

**Most Tackles**

17 ... John Boyett vs. Wisconsin, Rose Bowl ..... 1-2-2012  
 ... David Moretti vs. Wake Forest, Seattle Bowl ..... 12-30-2002

**Unassisted Tackles**

13 ... John Boyett vs. Wisconsin, Rose Bowl ..... 1-2-2012

**Tackles For Loss**

4.0 ... Kenny Rowe vs. Auburn, BCS NCG ..... 1-10-2011  
 4.0 ... Kenny Rowe vs. Ohio State, Rose Bowl ..... 1-1-2010

**Sacks**

3.0 ... Kenny Rowe vs. Ohio State, Rose Bowl ..... 1-1-2010

**Pass Break-Ups**

4 ... Jairus Byrd vs. South Florida, Sun Bowl ..... 12-31-2007

**Individual Career Bowl Records**

**RUSHING**

**Most Attempts**

53 ... LaMichael James (278 yards) ..... 2009-11

**Most Yards**

280 ... Jonathan Stewart (32 att.) ..... 2005-07

**Most Touchdowns**

4 ... Jeremiah Masoli ..... 2008-2009

**PASSING**

**Most Attempts**

115 ... Joey Harrington (67 comp) ..... 1999-02

**Most Completions**

67 ... Joey Harrington (115 att) ..... 1999-02

**Highest Completion Percentage**

.699 ... Kellen Clemens (51-73) ..... 2002-03

**Most Yards**

855 ... Joey Harrington (67-115) ..... 1999-02

**Most Touchdown Passes**

7 ... Joey Harrington ..... 1999-02

**Most Interceptions Thrown**

3 ... Darron Thomas ..... 2008-2011  
 ... Danny O'Neil ..... 1992-95

**TOTAL OFFENSE**

**Most Plays**

164 ... Danny O'Neil (101 pass, 63 run) ..... 1992-95

**Most Yards**

863 ... Joey Harrington (855 pass, -10 run, 18 rec.) ..... 1999-02

**Highest Per Play Avg.**

77.5 ... De'Anthony Thomas ..... 2011-present

**RECEIVING**

**Most Receptions**

29 ... Samie Parker (405 yards) ..... 2000-03

**Most Yards**

405 ... Samie Parker (29 rec.) ..... 2000-03

**Most Touchdown Catches**

4 ... Samie Parker ..... 2000-03

**ALL-PURPOSE**

**Most Plays**

62 ... LaMichael James (346 yards) ..... 2005-07

**Most Yards**

464 ... Jonathan Stewart (42 plays) ..... 2005-07

**INTERCEPTIONS**

**Most Interceptions**

4 ... Steve Smith ..... 1999-02  
 Shy Huntington ..... 1917

**Most Return Yards**

49 ... H.D. Murphy ..... 1963

**PUNT RETURNS**

**Most Returns**

7 ... Michael Fletcher (96 yards) ..... 1998-99

**Most Return Yards**

96 ... Michael Fletcher (7 ret.) ..... 1998-99

**KICKOFF RETURNS**

**Most Returns**

10 ... Allan Amundson (222 yards) ..... 2000-02

**Most Return Yards**

222 ... Allan Amundson (10 ret.) ..... 2000-02

**PUNTING**

**Most Punts**

12 ... Jackson Rice (495 yards) ..... 2009-present

**Most Yards**

495 ... Jackson Rice (12 att.) ..... 2009-present

**Highest Net Average**

46.8 ... Jose Arroyo ..... 2001-02

**SCORING**

**Most Points**

25 ... Jared Siegel ..... 2001-03

**Most Touchdowns**

4 ... Jeremiah Masoli (4 rush) ..... 2008-present  
 ... Joey Harrington (3 rush, 1 rec) ..... 1999-00

**Most Field Goals**

5 ... Jared Siegel (5 att.) ..... 2001-03

**Most PAT's**

10 ... Jared Siegel (10 att.) ..... 2001-03

**Consecutive PAT's Made**

10 ... Jared Siegel ..... 2001-03

## Team Single Game Bowl Records

### FIRST DOWNS

#### Most First Downs

OREGON	27 ... Penn State, Rose Bowl .....	1-2-1995
	... Colorado, Aloha Bowl .....	12-25-1998

#### OPPONENTS

28 ... Auburn, BCS NCG .....	1-10-2011
------------------------------	-----------

#### BOTH TEAMS

51 ... Auburn, BCS NCG .....	1-10-2011
------------------------------	-----------

#### Fewest First Downs

##### OREGON

12 ... Ohio State, Rose Bowl .....	1-1-2010
------------------------------------	----------

##### OPPONENTS

8 ... Pennsylvania, Rose Bowl .....	1-1-1917
-------------------------------------	----------

##### BOTH TEAMS

21 ... Pennsylvania, Rose Bowl .....	1-1-1917
--------------------------------------	----------

### RUSHING

#### Most Attempts

##### OREGON

48 ... Southern Methodist, Cotton Bowl .....	1-1-1949
--	----------

##### OPPONENTS

73 ... Penn State, Liberty Bowl .....	12-17-1960
---------------------------------------	------------

##### BOTH TEAMS

109 ... Penn State, Liberty Bowl .....	12-17-1960
--	------------

#### Fewest Attempts

##### OREGON

24 ... Minnesota, Sun Bowl .....	12-31-2003
----------------------------------	------------

##### OPPONENTS

31 ... Colorado, Fiesta Bowl .....	1-1-2002
------------------------------------	----------

... Texas, Holiday Bowl .....	12-29-2000
-------------------------------	------------

##### BOTH TEAMS

59 ... Colorado, Fiesta Bowl .....	1-1-2002
------------------------------------	----------

#### Most Yards

##### OREGON

353 ... South Florida, Sun Bowl .....	12-31-2007
---------------------------------------	------------

##### OPPONENTS

301 ... Penn State, Liberty Bowl .....	12-17-1960
--	------------

##### BOTH TEAMS

557 ... Wisconsin, Rose Bowl .....	1-2-2012
------------------------------------	----------

#### Fewest Yards

##### OREGON

7 ... Colorado State, Freedom Bowl .....	12-29-1990
--	------------

##### OPPONENTS

49 ... Colorado, Fiesta Bowl .....	1-1-2002
------------------------------------	----------

##### BOTH TEAMS

183 ... Texas, Holiday Bowl .....	12-29-00
-----------------------------------	----------

### PASSING

#### Most Attempts

##### OREGON

61 ... Penn State, Rose Bowl .....	1-2-1995
------------------------------------	----------

##### OPPONENTS

51 ... Oklahoma St., Holiday Bowl .....	12-30-08
---	----------

##### BOTH TEAMS

92 ... Penn State, Rose Bowl .....	1-2-1995
------------------------------------	----------

#### Fewest Attempts

##### OREGON

2 ... Harvard, Rose Bowl .....	1-1-1920
--------------------------------	----------

##### OPPONENTS

6 ... Ohio State, Rose Bowl .....	1-1-1958
-----------------------------------	----------

... Harvard, Rose Bowl .....	1-1-1920
------------------------------	----------

##### BOTH TEAMS

8 ... Harvard, Rose Bowl .....	1-1-1920
--------------------------------	----------

#### Most Completions

##### OREGON

41 ... Penn State, Rose Bowl .....	1-2-1995
------------------------------------	----------

##### OPPONENTS

28 ... Oklahoma St., Holiday Bowl .....	12-30-2008
---	------------

##### BOTH TEAMS

61 ... Penn State, Rose Bowl .....	1-2-1995
------------------------------------	----------

### Fewest Completions

##### OREGON

0 ... Harvard, Rose Bowl .....	1-1-1920
--------------------------------	----------

##### OPPONENTS

2 ... Ohio State, Rose Bowl .....	1-1-1958
-----------------------------------	----------

... Pennsylvania, Rose Bowl .....	1-1-1917
-----------------------------------	----------

##### BOTH TEAMS

4 ... Harvard, Rose Bowl .....	1-1-1920
--------------------------------	----------

#### Highest Completion Percentage (min. 10 att.)

##### OREGON

75.0 ... Wisconsin, Rose Bowl (18-24) .....	1-2-2012
---	----------

... Minnesota, Sun Bowl (33-44) .....	12-31-2003
---------------------------------------	------------

##### OPPONENTS

73.1 ... Wisconsin, Rose Bowl (19-26) .....	1-2-2012
---	----------

#### Lowest Completion Percentage (min. 10 att.)

##### OREGON

42.9 ... Southern Methodist, Sun Bowl (12-28) .....	12-31-1963
---	------------

##### OPPONENTS

28.6 ... Air Force, Las Vegas Bowl (6-21) .....	12-20-1997
---	------------

#### Most Yards

##### OREGON

500 ... Colorado, Fiesta Bowl .....	1-1-2002
-------------------------------------	----------

##### OPPONENTS

350 ... Oklahoma St., Holiday Bowl .....	12-30-2008
--	------------

##### BOTH TEAMS

828 ... Colorado, Fiesta Bowl .....	1-1-2002
-------------------------------------	----------

#### Fewest Yards

##### OREGON

0 ... Harvard, Rose Bowl .....	1-1-1920
--------------------------------	----------

##### OPPONENT

32 ... Pennsylvania, Rose Bowl .....	1-1-1917
--------------------------------------	----------

##### BOTH TEAMS

59 ... Harvard, Rose Bowl .....	1-1-1920
---------------------------------	----------

#### Most Passes Intercepted

##### OREGON

5 ... Pennsylvania, Rose Bowl .....	1-1-1917
-------------------------------------	----------

##### OPPONENTS

4 ... Texas .....	12-29-2000
-------------------	------------

##### BOTH TEAMS

7 ... Pennsylvania, Rose Bowl .....	1-1-1917
-------------------------------------	----------

#### Most Touchdown Passes

##### OREGON

4 ... South Florida, Sun Bowl .....	12-31-2007
-------------------------------------	------------

... Colorado, Fiesta Bowl .....	1-1-2002
---------------------------------	----------

... Air Force, Las Vegas Bowl .....	12-20-1997
-------------------------------------	------------

##### OPPONENTS

4 ... Colorado, Aloha Bowl .....	12-25-1998
----------------------------------	------------

##### BOTH TEAMS

6 ... South Florida, Sun Bowl .....	12-31-2007
-------------------------------------	------------

... Colorado, Aloha Bowl .....	12-25-1998
--------------------------------	------------

### TOTAL OFFENSE

#### Most Plays

##### OREGON

92 ... Penn State, Rose Bowl .....	1-2-1995
------------------------------------	----------

##### OPPONENTS

89 ... Ohio State, Rose Bowl .....	1-1-2010
------------------------------------	----------

##### BOTH TEAMS

162 ... Penn State, Rose Bowl .....	1-2-1995
-------------------------------------	----------

#### Fewest Plays

##### OREGON

59 ... Tulsa, Independence Bowl .....	12-16-1989
---------------------------------------	------------

##### OPPONENTS

59 ... Colorado, Aloha Bowl .....	12-25-1998
-----------------------------------	------------

##### BOTH TEAMS

129 ... Tulsa, Independence Bowl .....	12-16-1989
--	------------

#### Most Yards

##### OREGON

621 ... Wisconsin, Rose Bowl .....	1-2-2012
------------------------------------	----------

##### OPPONENTS

519 ... Auburn, BCS NCG .....	1-10-2011
-------------------------------	-----------

##### BOTH TEAMS

1129 ... Wisconsin, Rose Bowl .....	1-2-2012
-------------------------------------	----------

**Fewest Yards**

OREGON  
 242 ... Pennsylvania, Rose Bowl ..... 1-1-1917  
 OPPONENTS  
 205 ... Harvard, Rose Bowl ..... 1-1-1920  
 BOTH TEAMS  
 472 ... Pennsylvania, Rose Bowl ..... 1-1-1917

**INTERCEPTIONS**

**Most Interceptions**

OREGON  
 4 ... South Florida, Sun Bowl ..... 12-31-2007  
 ... Texas, Holiday Bowl ..... 12-29-2000  
 ... Southern Methodist, Sun Bowl ..... 12-31-1963  
 ... Penn State, Liberty Bowl ..... 12-17-1960  
 OPPONENTS  
 5 ... Pennsylvania, Rose Bowl ..... 1-1-1917  
 BOTH TEAMS  
 7 ... Pennsylvania, Rose Bowl ..... 1-1-1917

**Most Yards**

OREGON  
 54 ... Wake Forest, Independence Bowl ..... 12-31-1992  
 OPPONENTS  
 121 ... Colorado, Cotton Bowl ..... 1-1-1996  
 BOTH TEAMS  
 149 ... Colorado, Cotton Bowl ..... 1-1-1996

**PUNT RETURNS**

**Most Returns**

OREGON  
 5 ... Air Force, Las Vegas Bowl ..... 12-20-1997  
 ... Colorado State, Freedom Bowl ..... 12-29-1990  
 ... Wake Forest, Seattle Bowl ..... 12-30-2002  
 OPPONENTS  
 6 ... Wake Forest, Seattle Bowl ..... 12-30-2002  
 BOTH TEAMS  
 11 ... Wake Forest, Seattle Bowl ..... 12-30-2002

**Fewest Returns**

OREGON  
 0 ... Minnesota, Sun Bowl ..... 12-31-2003  
 OPPONENTS  
 0 ... Auburn, BCS NCG ..... 1-10-2011  
 ... Oklahoma St., Holiday Bowl ..... 12-30-2008  
 ... Tulsa, Independence Bowl ..... 12-16-1989  
 BOTH TEAMS  
 1 ... Minnesota, Sun Bowl ..... 12-31-2003  
 ... Tulsa, Independence Bowl ..... 12-16-1989

**Most Yards**

OREGON  
 58 ... Air Force, Las Vegas Bowl ..... 12-20-1997  
 OPPONENTS  
 44 ... Oklahoma, Holiday Bowl ..... 12-29-2005  
 BOTH TEAMS  
 100 ... Wake Forest, Seattle Bowl ..... 12-30-2002

**Fewest Yards**

OREGON  
 0 ... Oklahoma, Holiday Bowl ..... 12-29-2005  
 OPPONENTS  
 0 ... Auburn, BCS NCG ..... 1-10-2011  
 ... Oklahoma St., Holiday Bowl ..... 12-30-2008  
 ... Tulsa, Independence Bowl ..... 12-16-1989  
 BOTH TEAMS  
 3 ... Auburn, BCS NCG ..... 1-10-2011

**KICKOFF RETURNS**

**Most Returns**

OREGON  
 7 ... Colorado, Aloha Bowl ..... 12-25-1998  
 OPPONENTS  
 8 ... Wisconsin, Rose Bowl ..... 1-2-2012  
 BOTH TEAMS  
 13 ... Wisconsin, Rose Bowl ..... 1-2-2012

**Fewest Returns**

OREGON  
 3 ... South Florida, Sun Bowl ..... 12-31-2007  
 ... Oklahoma, Holiday Bowl ..... 12-29-2005  
 ... Colorado, Fiest Bowl ..... 1-1-2002  
 ... Air Force, Las Vegas Bowl ..... 12-20-1997  
 OPPONENTS  
 1 ... Wake Forest, Independence Bowl ..... 12-31-1992  
 ... Wake Forest, Seattle Bowl ..... 12-30-2002  
 BOTH TEAMS  
 5 ... South Florida, Sun Bowl ..... 12-31-2007  
 ... Wake Forest, Independence Bowl ..... 12-31-1992

**Most Yards**

OREGON  
 201 ... Oklahoma St., Holiday Bowl ..... 12-30-2008  
 OPPONENTS  
 201 ... Wisconsin, Rose Bowl ..... 1-2-2012  
 BOTH TEAMS  
 326 ... Wisconsin, Rose Bowl ..... 1-2-2012

**Fewest Yards**

OREGON  
 42 ... Oklahoma, Holiday Bowl ..... 12-29-2005  
 OPPONENTS  
 11 ... Wake Forest, Seattle Bowl ..... 12-30-2002  
 BOTH TEAMS  
 83 ... Oklahoma, Holiday Bowl ..... 12-29-2005

**FUMBLES**

**Most Fumbles**

OREGON  
 5 ... Colorado, Aloha Bowl ..... 12-25-1998  
 ... Colorado State, Freedom Bowl ..... 12-19-1990  
 OPPONENTS  
 4 ... Southern Methodist, Sun Bowl ..... 12-31-1963  
 BOTH TEAMS  
 8 ... Colorado, Aloha Bowl ..... 12-25-1998

**Most Fumbles Lost**

OREGON  
 5 ... Colorado, Aloha Bowl ..... 12-25-1998  
 OPPONENTS  
 3 ... Wake Forest, Independence Bowl ..... 12-31-1992  
 BOTH TEAMS  
 6 ... Colorado, Aloha Bowl ..... 12-25-1998

**TURNOVERS**

**Most Turnovers**

OREGON  
 6 ... Colorado, Aloha Bowl ..... 12-25-1998  
 OPPONENTS  
 6 ... Wake Forest, Independence Bowl ..... 12-31-1992  
 BOTH TEAMS  
 9 ... Pennsylvania, Rose Bowl ..... 1-1-1917

**Fewest Turnovers**

OREGON  
 1 ... Several (Last: South Florida, Sun Bowl) ..... 12-31-2007  
 OPPONENTS  
 0 ... Ohio State, Rose Bowl ..... 1-1-1958  
 ... Wake Forest, Seattle Bowl ..... 12-30-2002  
 BOTH TEAMS  
 1 ... Wake Forest, Seattle Bowl ..... 12-30-2002

**PENALTIES****Most Penalties**

OREGON	19 ... Air Force, Las Vegas Bowl .....	12-20-1997
--------	--	------------

**OPPONENTS**

	11 ... Wake Forest, Independence Bowl .....	12-31-1992
--	---	------------

**BOTH TEAMS**

	26 ... Air Force, Las Vegas Bowl .....	12-20-1997
--	--	------------

**Fewest Penalties**

OREGON	2 ... Penn State, Liberty Bowl .....	12-17-1960
--------	--------------------------------------	------------

**OPPONENTS**

	1 ... Tulsa, Independence Bowl .....	12-16-1989
	... Southern Methodist, Cotton Bowl .....	1-1-1949

**BOTH TEAMS**

	6 ... Tulsa, Independence Bowl .....	12-16-1989
--	--------------------------------------	------------

**Most Yards**

OREGON	166 ... Air Force, Las Vegas Bowl .....	12-20-1997
--------	---	------------

**OPPONENTS**

	108 ... Wake Forest, Independence Bowl .....	12-31-1992
--	--	------------

**BOTH TEAMS**

	223 ... Air Force, Las Vegas Bowl .....	12-20-1997
--	---	------------

**Fewest Yards**

OREGON	10 ... Wake Forest, Seattle Bowl .....	12-30-2002
--------	--	------------

**OPPONENTS**

	5 ... Southern Methodist, Cotton Bowl .....	1-1-1949
--	---	----------

**BOTH TEAMS**

	25 ... Wake Forest, Seattle Bowl .....	12-30-2002
--	--	------------

**PUNTING****Most Punts**

OREGON	10 ... Pennsylvania, Rose Bowl .....	1-1-1917
--------	--------------------------------------	----------

**OPPONENTS**

	16 ... Pennsylvania, Rose Bowl .....	1-1-1917
--	--------------------------------------	----------

**BOTH TEAMS**

	26 ... Pennsylvania, Rose Bowl .....	1-1-1917
--	--------------------------------------	----------

**Fewest Punts**

OREGON	0 ... Ohio State, Rose Bowl .....	1-1-1958
--------	-----------------------------------	----------

**OPPONENTS**

	2 ... Wisconsin, Rose Bowl .....	1-2-2012
	... Ohio State, Rose Bowl .....	1-1-1958

**BOTH TEAMS**

	2 ... Ohio State, Rose Bowl .....	1-1-1958
--	-----------------------------------	----------

**Highest Net Average (min. 3)**

OREGON	50.2 ... Wake Forest, Seattle Bowl .....	12-30-2002
--------	--	------------

**OPPONENTS**

	68.7 ... Southern Methodist, Cotton Bowl .....	1-1-1949
--	--	----------

**Lowest Net Average (min. 3)**

OREGON	23.5 ... Tulsa, Independence Bowl .....	12-16-1989
--------	---	------------

**OPPONENTS**

	25.0 ... Penn State, Liberty Bowl .....	12-17-1960
--	---	------------

**SCORING****Most Points**

OREGON	56 ... South Florida, Sun Bowl .....	12-31-2007
--------	--------------------------------------	------------

**OPPONENTS**

	51 ... Colorado, Aloha Bowl .....	12-25-1998
--	-----------------------------------	------------

**BOTH TEAMS**

	94 ... Colorado, Aloha Bowl .....	12-25-1998
--	-----------------------------------	------------

**Fewest Points**

OREGON	6 ... Colorado, Cotton Bowl .....	1-1-1996
	... Harvard, Rose Bowl .....	1-1-1920

**OPPONENTS**

	0 ... Pennsylvania, Rose Bowl .....	1-1-1917
--	-------------------------------------	----------

**BOTH TEAMS**

	13 ... Harvard, Rose Bowl .....	1-1-1920
--	---------------------------------	----------

**Most Touchdowns**

OREGON	7 ... South Florida, Sun Bowl .....	12-31-2007
--------	-------------------------------------	------------

**OPPONENTS**

	6 ... Colorado, Aloha Bowl .....	12-25-1998
	... Penn State, Liberty Bowl .....	12-17-1960

**BOTH TEAMS**

	12 ... Colorado, Aloha Bowl .....	12-25-1998
--	-----------------------------------	------------

**Fewest Touchdowns**

OREGON	0 ... Colorado, Cotton Bowl .....	1-1-1996
	... Harvard, Rose Bowl .....	1-1-1920

**OPPONENTS**

	0 ... Pennsylvania, Rose Bowl .....	1-1-1917
--	-------------------------------------	----------

**BOTH TEAMS**

	1 ... Harvard, Rose Bowl .....	1-1-1920
--	--------------------------------	----------

**Most PAT's**

OREGON	6 ... Wisconsin, Rose Bowl .....	1-2-2012
	... Oklahoma St., Holiday Bowl .....	12-30-2008
	... South Florida, Sun Bowl .....	12-31-2007
	... Colorado, Aloha Bowl .....	12-25-1998

**OPPONENTS**

	5 ... Wisconsin, Rose Bowl .....	1-2-2012
	... Colorado, Aloha Bowl .....	12-25-1998
	... Wake Forest, Seattle Bowl .....	12-30-2002

**BOTH TEAMS**

	11 ... Wisconsin, Rose Bowl .....	1-2-2012
	... Colorado, Aloha Bowl .....	12-25-1998

**Fewest PAT's**

OREGON	0 ... Colorado, Cotton Bowl .....	1-1-1996
	... Harvard, Rose Bowl .....	1-1-1920

**OPPONENTS**

	1 ... South Florida, Sun Bowl .....	12-31-2007
	... Air Force, Las Vegas Bowl .....	12-20-1997

**BOTH TEAMS**

	2 ... Colorado, Cotton Bowl .....	1-1-1996
--	-----------------------------------	----------

**Most Two-Point Conversions**

OREGON	2 ... Auburn, BCS NCG .....	1-10-2011
--------	-----------------------------	-----------

**OPPONENTS**

	1 ... South Florida, Sun Bowl .....	12-31-2007
	... Wake Forest, Independence Bowl .....	12-31-1992

**BOTH TEAMS**

	2 ... Twice, last vs. Auburn, BCS NCG .....	1-10-2011
--	---	-----------

**Most Two-Point Conversions Attempted**

OREGON	2 ... Three times, last vs. Auburn, BCS NCG .....	1-10-2011
--------	---	-----------

**BOTH TEAMS**

	3 ... Air Force, Las Vegas Bowl .....	12-20-1997
--	---------------------------------------	------------

**OPPONENTS**

	1 ... Several (Last: South Florida, Sun Bowl) .....	12-31-2007
--	---	------------

**Most Field Goals Made**

OREGON	3 ... Minnesota, Sun Bowl .....	12-31-2003
--------	---------------------------------	------------

**OPPONENTS**

	4 ... Ohio State, Rose Bowl .....	1-1-2010
--	-----------------------------------	----------

**BOTH TEAMS**

	5 ... Ohio State, Rose Bowl .....	1-1-2010
--	-----------------------------------	----------

**Most Field Goal Attempts**

OREGON	3 ... Many Games (Last: Minnesota, Sun Bowl) .....	12-31-2003
--------	--	------------

**OPPONENTS**

	4 ... Ohio State, Rose Bowl .....	1-1-2010
--	-----------------------------------	----------

**BOTH TEAMS**

	6 ... Ohio State, Rose Bowl .....	1-1-2010
--	-----------------------------------	----------

**MOST POINTS BY QUARTER**

**First Quarter**

OREGON  
 14 ... Wisconsin, Rose Bowl ..... 1-2-2012  
 ... Texas, Holiday Bowl..... 12-29-2000

OPPONENTS

17 ... Oklahoma St., Holiday Bowl..... 12-30-2008  
 ... Colorado, Aloha Bowl..... 12-25-1998

BOTH TEAMS

28 ... Wisconsin, Rose Bowl ..... 1-2-2012

**Second Quarter**

OREGON  
 17 ... Minnesota, Sun Bowl ..... 12-31-2003

OPPONENTS

21 ... Texas, Holiday Bowl..... 12-29-2000  
 ... Penn State, Liberty Bowl ..... 12-17-1960

BOTH TEAMS

34 ... Colorado, Aloha Bowl..... 12-25-1998

**Third Quarter**

OREGON  
 28 ... South Florida, Sun Bowl ..... 12-31-2007

OPPONENTS

19 ... Colorado, Cotton Bowl ..... 1-1-1996

BOTH TEAMS

28 ... South Florida, Sun Bowl ..... 12-31-2007  
 ... Oklahoma St., Holiday Bowl..... 12-30-2008

**Fourth Quarter**

OREGON  
 22 ... Colorado, Aloha Bowl..... 12-25-1998

OPPONENTS

20 ... Penn State, Liberty Bowl ..... 12-17-1960

BOTH TEAMS

29 ... Colorado State, Freedom Bowl..... 12-29-1990

**Largest Margin of Victory**

OREGON  
 35 ... South Florida, Sun Bowl (W 56-21) ..... 12-31-2007

**Largest Margin of Defeat**

OREGON  
 32 ... Colorado, Cotton Bowl (L 38-6) ..... 1-1-1996

**MOST POINTS BY HALF**

**First Half**

OREGON  
 28 ... Wisconsin, Rose Bowl ..... 1-2-2012

OPPONENTS

37 ... Colorado, Aloha Bowl..... 12-25-1998

BOTH TEAMS

56 ... Wisconsin, Rose Bowl ..... 1-2-2012

**Second Half**

OREGON  
 38 ... South Florida, Sun Bowl ..... 12-31-2007

OPPONENTS

29 ... Wake Forest, Independence Bowl ..... 12-31-1992

BOTH TEAMS

49 ... Oklahoma St., Holiday Bowl..... 12-30-2008



## 2011 BCS CHAMPIONSHIP

**Auburn 22, Oregon 19**  
**Jan. 10, 2011**  
**Glendale, Ariz.**  
**Attendance: 78,603**

GLENDALE, Ariz. -- Three points, a few timely plays and mere ticks on the scoreboard clock were all that stood between Oregon and its first national championship as a 19-yard Auburn field goal with no time remaining sealed its fate with a 22-19 setback.

After the Ducks had pulled within a 19-19 tie with 2:23 remaining in regulation, the Tigers mounted a 73-yard drive keyed by a Michael Dyer 37-yard run that appeared to be stopped following a short 5-yard gain at the Auburn 45-yard line. However the freshman running back alertly kept his knee from touching the turf after rolling over Oregon defensive back Eddie Pleasant and continued downfield before he was finally brought him down 23 yards shy of the end zone.

The Southeastern Conference champions proceeded to the milk the remaining seconds off the clock before Wes Byrum drilled the football through the up-rings from 19 yards out as time expired for the win.

For his effort, Dyer was voted Offensive Player of the Game after rushing for 143 yards.

After LaMichael James' first of two touchdowns gave the Ducks an 11-7 advantage with 10:58 left in the first half, Auburn ran off 12 unanswered points and held Oregon scoreless in the third quarter to appear to be in command in the waning moments of the game. But senior linebacker Casey Matthews punched the ball out of the arms of Tigers' quarterback Cam Newton from behind and the Cliff Harris fumble recovery provided the Ducks with a final shot.

Oregon wasted little time taking advantage of the opportunity, marching 55 yards in eight plays, as quarterback Darron Thomas capped the scoring drive with a 2-yard TD pass to James.

Thomas' pass to Jeff Maehl in the end zone was good for the two-point conversion as the sophomore signal caller connected on four of his career-high 27 completions during the crucial scoring drive. Included was a clutch 29-yard strike to D.J. Davis on fourth down to keep the game-tying drive alive.

Oregon's first-year starting quarterback also set a personal best with 363 passing yards and finished the year second on the school's single-season charts in total offense (3,367) and touchdown passes (30), as well as fifth in passing yards (2,881) with the Ducks' best output in 10 years.

Following a scoreless opening quarter in which Auburn could muster only 21 yards of total offense, Oregon got onto the scoreboard first with a 26-yard field goal by Rob Beard. However in the game of near-misses, it was unable to make a bigger statement after forcing Auburn to punt two of the first three times it had the football and failing to capitalize on a 22-yard interception return by Harris.

Starting the drive from its own 29-yard line, Oregon methodically drove downfield in the closing minutes of the first quarter before a 12-yard completion to Davis spotted the football 3 yards shy of the end zone. But Thomas was trapped for a 6-yard loss by Auburn's Nick Fairley on third down as the Ducks settled for three points instead of seven.

The Tigers' ensuing drive appeared to be halted before Harris' apparent second interception of the night was ruled to be out of bounds. On the very next play, Newton connected with Kodi Burns for a 35-yard scoring strike to pull the eventual winners in front, 7-3.

That lead lasted for only 62 seconds as Oregon responded four plays later with an 8-yard scoring toss from Thomas to James. The drive was fueled by an 81-yard completion to Maehl - the longest pass/catch in BCS Championship history.

As was the case all year, Oregon was unwilling to settle for the conventional point-after-touchdown as Beard scored his second two-point conversion of the year to provide the Ducks with a four-point margin.

Oregon looked to have a chance to take control of the game on the next series with its defense denying Auburn to penetrate the goal line on three plays inside the 3-yard line, including fourth-and-goal from the 1. But after a 9-yard completion to Kenjon Barner was nullified by a motion penalty, James was unable to break free of the end zone on the next play for a safety.

Following the free kick, Auburn was able to take advantage of a trio of carries by Dyer for 19 yards and three Newton completions - the last to Emory Blake for a 30-yard score - for a 16-11 halftime lead.

Newton almost single-handedly got his team on the scoreboard to open the third period, personally accounting for 55 (16 rush, 39 pass) of the 60 yards on the scoring drive, but again the Oregon defense held their opponents to a field goal after the Tigers maneuvered a first down inside the red zone.

But again the Oregon offense, which was held to a season-low 75 yards rushing, was unable to take full advantage of the opportunity after Auburn grabbed its largest lead of the night.

The Ducks were forced to punt on their ensuing series after moving the football as close as the opponent's 37-yard line. The next time they had the ball, Barner was denied on fourth down from 1-yard out after Oregon earned a first down from the 3.

Despite being held to a season-low 49 yards on the ground, James completed the year with the school's single-season rushing record (1,731 yards) in addition to moving into third on Oregon's career scoring list (228 points).

For the second BCS game in as many years, Boyett led his teammates in tackles (11) as the Ducks completed 2010 with their most wins ever in one year (12).

Oregon	0	11	0	8	19	Record: (12-1,9-0)
Auburn	0	16	3	3	22	Record: (14-0,8-0)

2nd	14:13	ORE	Beard, Rob 26 yd field goal, 10-62 3:01, UO 3 - AU 0
	12:00	AUB	Burns, Kodi 35 yd pass from Newton, Cam (Byrum, Wes kick), 8-82 2:08, UO 3 - AU 7
	10:58	ORE	James, LaMichael 8 yd pass from Thomas, Darron (Beard run), 4-93 0:57, UO 11 - AU 7
	03:26	AUB	Blanc, Mike safety, UO 11 - AU 9
	01:47	AUB	Blake, Emory 30 yd pass from Newton (Byrum kick), 6-66 1:34, UO 11 - AU 16
3rd	11:30	AUB	Byrum 28 yd field goal, 9-60 3:24, UO 11 - AU 19
4th	02:33	ORE	James 2 yd pass from Thomas (Maehl, Jeff pass from Thomas), 8-55 2:17, UO 19 - AU 19
	00:00	AUB	Byrum 19 yd field goal, 7-73, 2:27, UO 19 - AU 22

**RUSHING:** Oregon-James, LaMichael 13-49; Barner, Kenjon 11-32; Thomas Darron 8-minus 6. Auburn-Dyer, Michael 22-143; Newton, Cam 22-64; McCaleb, Onterio 6-47.

**PASSING:** Oregon-Thomas, Darron 27-40-2-363. Auburn-Newton, Cam 20-34-1-265; TEAM 0-1-0-0.

**RECEIVING:** Oregon-Maehl, Jeff 9-133; Davis, D.J. 6-60; James, LaMichael 4-39; Tuinei, L.T. 3-75; Paulson, David 3-48; Barner, Kenjon 2-8; Johnson, Marvin 1-11. Auburn-Zachery, Terrell 6-48; Adams, Darvin 4-54; Blake, Emory 4-54; Lutzenkirchen, Phillip 2-48; McCaleb, Onterio 2-10; Burns, Kodi 1-35; Fannin, Mario 1-16.

**INTERCEPTIONS:** Oregon-Harris, Cliff 1-22. Auburn-Washington, Demond 1-1; Etheridge, Zac 1-0.

**FUMBLES:** Oregon-Thomas, Darron 1-0. Auburn-Newton, Cam 2-1.

**SACKS (UA-A):** Oregon-Rowe, Kenny 1-0; Clark, Zac 1-0. Auburn-Fairley, Nick 1-0; Clayton, Zach 1-0.

**TACKLES (UA-A):** Oregon-Boyett, John 10-1; Rowe, Kenny 8-1; Paysinger, Spencer 7-1; Matthews, Casey 4-2; Turner, Terrell 2-3; Clay, Michael 4-0; Jordan, Dion 4-0; Clark, Zac 3-1; Lewis, Javes 3-0; Jackson, Talmadge 3-0; Harris, Cliff 3-0; Pleasant, Eddie 2-0; Johnson, Marvin 1-1; Bair, Brandon 0-2. Auburn-McNeil, Mike 12-2; Washington, Demond 7-0; Fairley, Nick 5-0; Bell, T'Sharvan 5-0; Stevens, Craig 5-0; Eguae, Nosa 4-0; Clayton, Zach 3-0; Blanc, Mike 2-1; Lemonier, Corey 2-1; Etheridge, Zac 2-1; Carter, Antoine 2-0; Bynes, Josh 2-0; Thorpe, Neiko 1-1; Goggans, Michael 1-1.

TEAM STATISTICS	ORE	AUB
FIRST DOWNS	23	28
RUSHES-YARDS (NET)	32-75	50-254
PASSING YDS (NET)	374	265
Passes Att-Comp-Int	41-28-2	35-20-1
TOTAL OFFENSE PLAYS-YARDS	73-449	85-519
Fumble Returns-Yards	0-0	0-0
Punt Returns-Yards	3-6	0-0
Kickoff Returns-Yards	4-65	5-92
Interception Returns-Yards	1-22	2-1
Punts (Number-Avg)	5-36.8	5-40.4
Fumbles-Lost	1-0	2-1
Penalties-Yards	6-37	5-47
Possession Time	27:03	32:57
Third-Down Conversions	5 of 15	9 of 17
Fourth-Down Conversions	2 of 3	0 of 1
Red-Zone Scores-Chances	3-5	2-3
Sacks By: Number-Yards	2-13	2-9



# 2010 ROSE BOWL

**Ohio State 26, Oregon 17**  
**Jan. 1, 2010**  
**Pasadena, Calif.**  
**Attendance: 93,963**

PASADENA, Calif. (AP) -- Ohio State's bowl woes are over, thanks to a sturdy defense and a quarterback who finally played up to his enormous potential.

Terrelle Pryor passed for a season-high 266 yards and two touchdowns, rushed for 72 more and threw a 17-yard scoring pass to DeVier Posey with 7:02 to play, ending the No. 8 Buckeyes' three-game BCS skid with a 26-17 victory over No. 7 Oregon in the Rose Bowl on Friday.

Posey had eight catches for 101 yards, and Brandon Saine caught an early TD pass for the Buckeyes (11-2), who put together a remarkably fluid offensive performance in their first trip to Pasadena since 1997.

That offense relied on Pryor, the sophomore quarterback who has had a hard time matching his enormous hype. With a Rose Bowl effort that evoked memories of Vince Young's breakout performance in the same stadium four years ago, Pryor shook off his early mistakes and led the Buckeyes confidently through a tense fourth quarter.

"I just wanted to lead the team as best I can," Pryor said. "The defense helped out a lot."

Indeed, Ohio State's defense did much of the work, largely reducing the Ducks' high-flying, no-huddle offense to ineffectiveness. Jeremiah Masoli passed for just 81 yards, while LaMichael James rushed for 70 - but a series of big plays and kick returns by Kenjon Barner kept the 96th Rose Bowl close until Pryor took control of the final minutes.

"We have an up-tempo defense and they run, they hit and they prepare," coach Jim Tressel said. "Terrelle did a heck of a job."

Oregon (10-3) made a remarkable comeback from its season-opening loss to Boise State to win its first Pac-10 title since 2001, but the Ducks haven't won the Rose Bowl since the game's third edition in 1917, back when the Granddaddy of Them All was a toddler.

Masoli's 1-yard TD run put Oregon up 17-16 early in the third quarter, but the Ducks' powerful offense never scored again. Oregon ran for 179 yards, the second-most allowed by Ohio State this season, but the Ducks were one-dimensional. Oregon, in its first Rose Bowl since 1995, had scored at least 37 points in its previous six games.

Pryor's career at Ohio State has been about his inadequacies as much as his strengths, and he has been hammered by critics in the Big Ten and elsewhere for numerous flaws in his game. Yet with Ohio State nursing a two-point lead in the fourth quarter, he took charge during a 13-play, 81-yard drive eating up more than six minutes - part of the Buckeyes' 41:37 total time-of-possession advantage.

Pryor converted a third-and-13 play near midfield with about nine minutes to play on a remarkable 26-yard catch by tight end Jake Ballard, who leaped high to snatch it. After another third-down conversion, Posey made an impressive TD catch, turning both directions and snagging Pryor's pass away from his body before tumbling over the goal line.

After Oregon's Morgan Flint missed a 44-yard field goal, Pryor drove the Buckeyes one more time, finishing with emphasis by gaining a first down with a 12-yard run right after Oregon called its final timeout.

"We knew everything they were going to do, with their blitzes," Pryor said. "I just wanted to come out and show I can be a complete quarterback."

LeGarrette Blount scored an early touchdown for the Ducks, but the once-suspended tailback also fumbled out of the end zone in the third quarter, ending a potential scoring drive.

Blount made an impressive 3-yard scoring run on his first play in the second quarter, clambering over three defenders and knocking off Buckeyes captain Doug Worthington's helmet before stretching the ball over the goal line.

The cheers Blount received on the way on and off the field highlighted a tumultuous season for the bruising tailback, who was suspended for eight games after punching a Boise State player in frustration after the Ducks' season-opening loss.

Ohio State marched 19 plays for a short field goal 1:05 before halftime, and

Ross Homan's 20-yard interception return moments later put the Buckeyes in position for long-injured kicker Aaron Pettrey's 45-yard field goal at the gun, putting the Buckeyes up 16-10.

Barner's big kickoff return to open the second half set up a 38-yard scoring drive finished by Masoli's keeper. Ohio State went back ahead with its fourth field goal before Blount and Pryor traded turnovers.

The crowd appeared to be an even split between scarlet-clad Buckeyes faithful and yellow-and-green Oregon fans who reveled in the postcard-perfect weather in Arroyo Seco well before kickoff. When dusk fell early in the fourth quarter, the nearby mountains lit up with a surreal red-orange glow, setting off hundreds of camera flashes in the crowd.

<b>Ohio State</b>	<b>10</b>	<b>6</b>	<b>3</b>	<b>7</b>	<b>26</b>	<b>Record: (11-2, 7-1)</b>
<b>Oregon</b>	<b>0</b>	<b>10</b>	<b>7</b>	<b>0</b>	<b>17</b>	<b>Record: (10-3, 8-1)</b>

1st	11:37	TOSU	Saine, B. 13 yd pass from Pryor, T. (Pettrey, Aaron kick), 10-74 3:23, TOSU 7 - ORE 0
	00:34	TOSU	Barclay, Devin 19 yd field goal, 5-48 2:44, TOSU 10 - ORE 0
2nd	14:24	ORE	Flint, Morgan 24 yd field goal, 6-52 1:05, TOSU 10 - ORE 3
	09:14	ORE	Blount, L. 3 yd run (Flint, Morgan kick), 8-30 2:56, TOSU 10 - ORE 10
	01:05	TOSU	Barclay, Devin 30 yd field goal, 19-67 8:03, TOSU 13 - ORE 10
	00:00	TOSU	Pettrey, Aaron 45 yd field goal, 5-18 0:25, TOSU 16 - ORE 10
3rd	11:03	ORE	Masoli, J. 1 yd run (Flint, Morgan kick), 12-53 3:49, TOSU 16 - ORE 17
	06:36	TOSU	Barclay, Devin 38 yd field goal, 11-59 4:21, TOSU 19 - ORE 17
4th	07:02	TOSU	Posey, D. 17 yd pass from Pryor, T. (Pettrey, A. kick), 13-81 6:01, TOSU 26 - ORE 17

**RUSHING:** Ohio State-Pryor, Terrelle 20-72; Saine, Brandon 14-45; Herron, Dan 14-42; TEAM 3-minus 6. Oregon-James, L. 15-70; Barner, Kenjon 7-64; Blount, L. 5-36; Masoli, J. 6-9.

**PASSING:** Ohio State-Pryor, Terrelle 23-37-1-266; TEAM 0-1-0-0. Oregon-Masoli, J. 9-20-1-81.

**RECEIVING:** Ohio State-Sanzenbacher, D 9-64; Posey, DeVier 8-101; Herron, Dan 3-18; Saine, Brandon 2-59; Ballard, Jake 1-24. Oregon-James, L. 4-25; Tuinei, L. 2-30; Barner, Kenjon 1-13; Maehl, Jeff 1-10; Davis, D.J. 1-3.


**INTERCEPTIONS:** Ohio State-Homan, Ross 1-20. Oregon-Boyettt, John 1-5.

**FUMBLES:** Ohio State-TEAM 1-0. Oregon-Blount, L. 1-1.

**SACKS (UA-A):** Ohio State-Heyward, C 1-0. Oregon-Rowe, Kenny 3-0; Matthews, Casey 0-1; Paysinger, S. 0-1.

**TACKLES (UA-A):** Ohio State-Homan, Ross 8-4; Russell, A 6-0; Coleman, Kurt 4-0; Gibson, T 4-0; Heyward, C 3-1; Rolle, Brian 3-0; Torrence, Devon 2-0; Wood, Jamie 2-0; Worthington, D 2-0; Larimore, D 2-0; Denlinger, Todd 1-1; Wilson, L 0-2; Hines, Jermale 1-0; Johnson, Orhian 1-0; Herron, Dan 1-0; Saine, Brandon 1-0; Simon, John 0-1; Williams, N 0-1. Oregon-Boyettt, John 10-2; Ward, T.J. 6-4; Paysinger, S. 7-2; Matthews, Casey 5-4; Rowe, Kenny 5-2; Johnson, Marvin 4-1; Pleasant, Eddie 4-0; Ferras, Blake 3-1; Jackson, Tal. 2-2; Harris, Cliff 3-0; Gildon, Anthony 2-0; Bair, Brandon 2-0; Clay, Michael 1-1; Turner, Terrell 1-1; Lewis, Javes 1-0; Holmes, Jordan 1-0; Toeaina, Simi 1-0; Butterfield, B. 1-0; Alonso, Kiko 1-0; Barner, Kenjon 1-0; Clark, Zac 0-1; Tukuafu, Will 0-1.

TEAM STATISTICS	OSU	ORE
FIRST DOWNS	26	12
RUSHES-YARDS (NET)	51-153	33-179
PASSING YDS (NET)	266	81
Passes Att-Comp-Int	38-23-1	20-9-1
TOTAL OFFENSE PLAYS-YARDS	89-419	53-260
Fumble Returns-Yards	0-0	0-0
Punt Returns-Yards	2-0	1-28
Kickoff Returns-Yards	4-58	6-171
Interception Returns-Yards	1-20	1-5
Punts (Number-Avg)	3-43.7	4-43.2
Fumbles-Lost	1-0	1-1
Penalties-Yards	5-39	7-59
Possession Time	41:37	18:23
Third-Down Conversions	11 of 21	2 of 11
Fourth-Down Conversions	1 of 1	2 of 2
Red-Zone Scores-Chances	5-5	3-4
Sacks By: Number-Yards	1-9	4-19



## 2008 HOLIDAY BOWL

**Oregon 42, Oklahoma State 31**  
**Dec. 30, 2008**  
**San Diego, Calif.**  
**Attendance: 59,106**

SAN DIEGO (AP) -- Jeremiah Masoli and Oregon were a perfect fit for the high-scoring Holiday Bowl.

Masoli ran through and over Oklahoma State's defense for three touchdowns and threw for another to lead the No. 17 Ducks to a 42-31 win over the No. 13 Cowboys in a wild, record-setting Holiday Bowl on Tuesday night.

Masoli, a junior college transfer, quickly moved up from No. 3 on the depth chart this season due to injuries. He was recruited because coach Mike Bellotti thought he'd be a great passer, then proved to be quite the runner.

"He's a tough son of a gun," Bellotti said. "He's faster than most people think and he's stronger and more difficult to take down. And he ran over and around and through people today."

Masoli scored on option keepers of 1, 41 and 17 yards in the third quarter, then threw a 20-yard scoring pass to Jaison Williams in the fourth quarter. Masoli ran over OSU free safety Quinton Moore on his 41-yard jaunt.

There were big runs, big passes and big hits in a game showcasing two of the nation's most prolific offenses, both of which feature the spread option led by running QBs. Oregon gained 565 yards and OSU had 469.

Oregon finished 10-3, the fourth time it's had double-digit wins in Bellotti's 14 seasons as coach. Oklahoma State finished 9-4 under Mike Gundy, the winning quarterback for Oklahoma State in the 1988 Holiday Bowl.

The Holiday Bowl has a history of wild finishes, and this one had five lead changes in the second half.

Oregon's LeGarrette Blount put an exclamation point on the victory with a 29-yard touchdown run during which he hurdled Moore and stiff-armed cornerback Perrish Cox with 3 minutes to play.

With the Ducks trailing 17-7, Walter Thurmond returned the second-half kickoff 91 yards to the 3. Masoli scored his first TD two plays later.

"It gave us a lot of juice and momentum," Masoli said. "We made our adjustments and came back on fire."

Masoli said the Ducks adjusted to the Cowboys' coverage, changed their blocking assignments "and that's what opened it up."

Masoli gained 106 yards on 16 carries. He completed 18 of 32 passes for 258 yards. Oregon's Jeremiah Johnson ran 12 times for 119 yards, including a 76-yard TD that eclipsed one of Barry Sanders' Holiday Bowl records.

Blount's 74 yards on seven carries gave him 1,002 yards for the season. He and Johnson became the second duo in school history to each have 1,000 or more yards. Johnson finished with 1,201 yards.

"They were much more physical than us in the second half," Gundy said. "We were not able to overcome that."

Oregon and Oklahoma State each erased records from that Holiday Bowl 20 years ago, when Sanders, the Heisman Trophy winner, ran for 222 yards and five TDs in a 62-14 romp over Wyoming.

Johnson's 76-yard touchdown run in the first quarter eclipsed Sanders' 67-yard TD in 1988 as the longest run from scrimmage in the Holiday Bowl. Johnson took an inside handoff and seemed bottled up, but worked his way to the left sideline, where he picked up three blocks on his way to the end zone.

Oklahoma State wide receiver Dez Bryant set Holiday Bowl records with 13 catches for 167 yards, among them a 33-yard TD that gave the Cowboys a 10-0 lead in the first quarter. The 13 catches were a career high for Bryant, who twice was forced out of the game with a knee injury.

The old Holiday Bowl records were 11 catches by BYU's David Mills in 1984 and Texas' Roy Williams in 2001, and 163 yards by Oklahoma State's Hart Lee Dykes in 1988.

"We lose some when Dez is not in there," Gundy said. "But we have some players who we expect to step up and make plays. ... We just weren't effective enough running the ball in the second half. They were more physical than us."

Bryant said the outcome "probably would have been different" if he hadn't been injured.

Oklahoma State quarterback Zac Robinson took a few big hits yet threw for

329 yards, completing 27 of 50 passes, and ran 16 times for 54 yards and a score.

Oregon trailed 17-7 at halftime but came back on Masoli's first two scoring runs to go ahead 21-17 by midway through the third quarter.

Oklahoma State's Kendall Hunter answered with his second TD of the game, from 4 yards, before Masoli scored again. The Cowboys took their last lead, 31-28, when Robinson scored on a 1-yard run early in the fourth quarter. Masoli's TD pass to Williams gave the Ducks the lead for good, 35-31.

The Ducks dedicated the win to Todd Doxey, a redshirt freshman from San Diego who drowned last summer in Oregon's McKenzie River.

"We talked about being here to start the season with a funeral and being here at the end to honor his memory the best way we could, which was to play well and win the football game," Bellotti said. "I think Todd is with us here today."

<b>Oklahoma State</b>	<b>17</b>	<b>0</b>	<b>7</b>	<b>7</b>	<b>31</b>	<b>Record: (9-4)</b>
<b>Oregon</b>	<b>7</b>	<b>0</b>	<b>21</b>	<b>14</b>	<b>42</b>	<b>Record: (10-3)</b>

1st	10:54	OKST	Bailey, Dan	45 yd field goal, 10-52 4:06, OKST 3 - ORE 0
	04:09	OKST	Bryant, D.	33 yd pass from Robinson, Z. (Bailey kick), 11-99 4:37, OKST 10 - ORE 0
	03:51	ORE	Johnson, J.	76 yd run (Flint, Morgan kick), 1-76 0:18, OKST 10 - ORE 7
	01:03	OKST	Hunter, Kendall	3 yd run (Bailey, Dan kick), 6-48 2:48, OKST 17 - ORE 7
3rd	14:15	ORE	Masoli, J.	1 yd run (Flint, Morgan kick), 2-3 0:45, OKST 17 - ORE 14
	08:02	ORE	Masoli, J.	41 yd run (Flint, Morgan kick), 1-41 0:10, OKST 17 - ORE 21
	05:08	OKST	Hunter, Kendall	4 yd run (Bailey, Dan kick), 7-63 2:54, OKST 24 - ORE 21
	00:21	ORE	Masoli, J.	17 yd run (Flint, Morgan kick), 5-70 1:05, OKST 24 - ORE 28
4th	12:13	OKST	Robinson, Zac	1 yd run (Bailey, Dan kick), 7-75 3:08, OKST 31 - ORE 28
	10:26	ORE	Williams, J.	20 yd pass from Masoli, J. (Flint kick), 6-79 1:47, OKST 31 - ORE 35
	03:01	ORE	Blount, L.	29 yd run (Flint, Morgan kick), 4-43 1:32, OKST 31 - ORE 42

**RUSHING:** Oklahoma State-Robinson, Z. 16-54; Hunter, K. 13-37; Toston, K. 8-28. Oregon-Johnson, J. 12-119; Masoli, J. 16-106; Blount, L. 7-74; Holland, J. 1-8; Crenshaw, A. 1-3; Scott, T. 1-2; TEAM 1-minus 1; Maehl, J. 1-minus 4.

**PASSING:** Oklahoma State-Robinson, Z. 27-50-2-329; Bowling, B. 1-1-0-21. Oregon-Masoli, J. 18-32-1-258.

**RECEIVING:** Oklahoma State-Bryant, D. 13-167; Pettigrew, B. 6-51; Davis, D. 3-66; Hunter, K. 2-12; Toston, K. 2-5; Bowling, B. 1-28; Robinson, Z. 1-21. Oregon-Scott, T. 8-125; Williams, J. 3-52; Holland, J. 2-45; Dickson, E. 2-29; Maehl, J. 2-1; Johnson, J. 1-6.

**INTERCEPTIONS:** Oklahoma State-Cox, P. 1-0. Oregon-Byrd, J. 1-39; Thurmond, W. 1-0.

**FUMBLES:** Oklahoma State-None. Oregon-Maehl, J. 1-1; Thurmond, W. 1-0.

**SACKS (UA-A):** Oklahoma State-Lavine, P. 1-0; Tea, T. 1-0. Oregon-Tukuafu, W. 0-1; Harris, R. 1-0; Linehan, C. 0-1.

**TACKLES (UA-A):** Oklahoma State-Moore, Q. 7-2; Sexton, A. 6-2; Lavine, P. 6-1; Lacey, J. 5-1; Lemon, O. 2-4; Price, R. 4-1; Johnson, V. 3-1; Burton, D. 1-3; Blatnick, J. 2-1; Price, J. 2-1; Tea, T. 1-1; Chatham, J. 1-1; Thomas, J. 1-0; Clements, S. 1-0; Okung, R. 1-0; Sokolosky, T. 1-0; Miller, S. 0-1; Cooper, J. 0-1; Booker, D. 0-1. Oregon-Chung, P. 6-4; Byrd, J. 6-3; Paysinger, S. 6-3; Matthews, C. 3-6; Ward, T.J. 3-5; Tukuafu, W. 5-2; Thurmond, W. 5-0; Harris, R. 2-3; Boyd, J. 2-3; Linehan, C. 0-4; Reed, N. 1-2; Embry, G. 2-0; Celotto, T. 1-1; Pleasant, E. 1-0; Showalter, R. 1-0; Evensen, M. 1-0; Bair, B. 1-0; Glasper, W. 1-0; Lewis, J. 1-0; Maehl, J. 1-0.

TEAM STATISTICS	OKST	ORE
FIRST DOWNS	27	22
RUSHES-YARDS (NET)	37-119	40-307
PASSING YDS (NET)	350	258
Passes Att-Comp-Int	51-28-2	32-18-1
TOTAL OFFENSE PLAYS-YARDS	88-469	72-565
Fumble Returns-Yards	1-4	0-0
Punt Returns-Yards	0-0	3-34
Kickoff Returns-Yards	6-107	6-201
Interception Returns-Yards	1-0	2-39
Punts (Number-Avg)	5-35.6	2-33.0
Fumbles-Lost	0-0	2-1
Penalties-Yards	5-41	3-35
Possession Time	36:26	23:34
Third-Down Conversions	4 of 15	6 of 13
Fourth-Down Conversions	1 of 3	1 of 3
Red-Zone Scores-Chances	3-4	3-5
Sacks By: Number-Yards	2-19	2-8



**Oregon 56, South Florida 21  
Dec. 31, 2007  
El Paso, Texas  
Attendance: 49,867**

EL PASO, Texas (AP) -- Jonathan Stewart set a Sun Bowl record with a career-high 253 yards rushing and Justin Roper threw four touchdown passes in his first start as Oregon beat South Florida 56-21.

The Ducks (9-4) scored 28 straight points in the third quarter to snap a four-game postseason losing streak, their first bowl win since beating Colorado 38-16 in the Fiesta Bowl after the 2001 season.

Oregon made it look easy against the Bulls (9-4), who boasted one of the nation's better defenses. Credit the steady play by Roper, a redshirt freshman, and Stewart, as smooth a runner as you'll find.

The Ducks won for the first time since losing quarterback Dennis Dixon to a knee injury in November, snapping a three-game losing streak that killed their national title hopes. How easy was it for the Ducks? They won a matchup of teams that'd been ranked No. 2 in the nation earlier this season handily, despite setting a Sun Bowl record with 138 penalty yards.

Roper started the scoring avalanche with a 14-yard TD strike to Jaison Williams and added a 15-yard scoring pass to Ed Dickson.

On the next play from scrimmage, Walter Thurmond stepped in front of a pass by South Florida's Matt Grothe and returned it 25 yards for another TD, giving the Ducks a 39-14 lead midway through the third.

But these hard-hitting Quackers weren't finished. Grothe had another interception on the ensuing possession, the first of two for Oregon's Jairus Byrd, setting up Roper's 8-yard TD pass to Stewart.

On that drive, Stewart got free on a 16-yard gain, breaking the previous Sun Bowl record of 197 yards rushing set in 1977 by LSU's Charles Alexander in a 24-14 loss to Stanford.

Just like that, Oregon's 18-14 halftime lead had swelled to 46-14.

For good measure, Matt Evensen added a 30-yard field goal early in the fourth quarter and defensive end Michael DiVincenzo returned an interception for a touchdown with 3:23 remaining.

Roper opened the season fifth on the depth chart and ran the scout team until a series of quarterback injuries - none more devastating than the loss of Dixon, a Heisman Trophy hopeful - reshaped the Oregon roster.

Coach Mike Bellotti gave Roper the start over Cody Kempt, another redshirt freshman. Roper responded by tying a Sun Bowl record with four TD passes and finished 17-of-30 for 180 yards passing with no interceptions.

Stewart was just as impressive. He broke a 71-yard TD run late in the second quarter, greeted by an enormous hole off left tackle as he raced untouched to the end zone to give the Ducks an 18-11 lead.

Stewart kept the momentum going after the break. His 41-yard run on Oregon's first drive of the second half set up Roper's second TD pass for a 25-14 lead, and he logged the ninth-best rushing effort in a bowl game.

There was no sign of the turf toe injury that slowed Stewart earlier this season, when Oregon dropped from the national title chase.

South Florida, which reached No. 2 in the country in just its 11th season playing football, missed a chance to win 10 games for the first time.

Grothe left late in the third after being tackled while scrambling.

The 49,867 fans were treated to lots of penalty flags. The teams combined to break the Sun Bowl record for total penalty yardage - 202 penalty yards - and it wasn't even halftime when the old mark fell.

<b>South Florida</b>	<b>0</b>	<b>14</b>	<b>0</b>	<b>7</b>	<b>21</b>
<b>Oregon</b>	<b>8</b>	<b>10</b>	<b>28</b>	<b>10</b>	<b>56</b>

- ORE — Strong, G. 7 yd pass from Roper, J. (Evensen, M. rush), 6:28, 1st
- USF — Alvarado, Delbe 29 yd field goal, 14:49, 2nd
- ORE — Evensen 39 yd field goal, 12:08, 2nd
- USF — Johnson, T. 21 yd pass from Grothe, M. (Hill, C. pass from Grothe), 7:04, 2nd
- ORE — Stewart, J. 71 yd run (Evensen kick), 3:17, 2nd
- USF — Alvarado 35 yd field goal, 0:00, 2nd
- ORE — Williams, J. 14 yd pass from Roper (Evensen kick), 10:17, 3rd
- ORE — Dickson, Ed 15 yd pass from Roper (Evensen kick), 7:35, 3rd
- ORE — Thurmond, W. 25 yd interception return (Evensen kick), 7:25, 3rd
- ORE — Stewart 8 yd pass from Roper (Evensen kick), 4:05, 3rd
- ORE — Evensen 30 yd field goal, 12:14, 4th
- USF — Allen, N. 11 yd pass from Gregory, G. (Alvarado kick), 6:34, 4th
- ORE — DiVincenzo, M. 15 yd interception return (Padilla, D. kick), 3:23, 4th

**INDIVIDUAL LEADERS**

**RUSHING:** South Florida-Gregory, Grant 4-42; Grothe, Matt 14-40; Ford, Mike 6-8; Taylor, Jamar 1-7; Johnson, Taurus 1-2; Williams, Benja 4-2; Samuels, Aston 3-0; Team 1-minus 13. Oregon-Stewart, J. 23-253; Crenshaw, Andre 8-52; Kempt, Cody 2-23; Maehl, Jeffrey 1-20; Roper, Justin 3-10; Brown, Andiel 2-2; Dickson, Ed 1-0; Alston, Remene 2-0; Team 1-minus 7.

**PASSING:** South Florida-Grothe, Matt 18-35-2-197; Gregory, Grant 6-11-2-39; Severino, Antho 0-1-0-0. Oregon-Roper, Justin 17-30-0-180.

**RECEIVING:** South Florida-Johnson, Taurus 4-51; Hester, Jessie 4-41; Edwards, Marcus 3-30; Hill, Cedric 3-28; Love, A.J. 2-12; Williams, Benja 2-minus 1; Bogan, Dontavia 1-27; Okolie, Quincy 1-19; Allen, Nate 1-11; Jackson, Amari 1-9; Denson, Courtne 1-6; Samuels, Aston 1-3. Oregon-Williams, J. 4-40; Strong, Garren 3-36; Maehl, Jeffrey 3-2; Stewart, J. 2-29; Dickson, Ed 2-16; Jones, Derrick 1-29; Pflugrad, Aaron 1-23; Crenshaw, Andre 1-5.

**TEAM STATISTICS**

	<b>USF</b>	<b>ORE</b>
FIRST DOWNS	25	25
RUSHES-YARDS (NET)	34-88	43-353
PASSING YDS (NET)	236	180
Passes Att-Comp-Int	47-24-4	30-17-0
TOTAL OFFENSE PLAYS-YARDS	81-324	73-533
Fumble Returns-Yards	0-0	0-0
Punt Returns-Yards	2-24	1-26
Kickoff Returns-Yards	2-53	3-89
Interception Returns-Yards	0-0	4-49
Punts (Number-Avg)	6-44.2	4-47.5
Fumbles-Lost	2-1	3-1
Penalties-Yards	8-64	13-138
Possession Time	34:43	25:17
Third-Down Conversions	4 of 14	8 of 14





## 2006 LAS VEGAS BOWL

**BYU 38, Oregon 8**  
**Dec. 21, 2006**  
**Las Vegas, Nev.**  
**Attendance: 42,075**

John Beck passed for 375 yards and two touchdowns and Curtis Brown ran for 120 yards and two TDs, leading No. 19 BYU to its tenth straight win to end the year. Jonny Harline, voted MVP after the game, caught nine passes for 181 yards and Justin Rob-

inson intercepted two passes for BYU (11-2), which shut out the Ducks (7-6) through three quarters.

Oregon lost its fourth in a row and was never close after BYU scored 17 points in the second quarter. The Ducks had just 120 yards of offense through three quarters and didn't score until Brian Paysinger caught a 47-yard pass from Dennis Dixon with 10:27 left in the game. The Ducks added a two-point conversion, but that still only cut the lead to 31-8.

BYU recovered the ensuing inside kick and scored 1:13 later on a 17-yard pass from Beck to Manase Tonga. Beck also ran for a 13-yard score that put BYU ahead 31-0 early in the fourth quarter.

The Ducks allowed two sacks on their first series and Brady Leaf and Dixon combined to throw for 166 yards. Both threw an interception and Oregon finished with 260 yards of offense and lost its fourth straight bowl game.

The teams played in front of the largest crowd in stadium history, breaking the previous high of 42,075 fans for UNLV's game against Wisconsin in 2002.

Beck opened the game slowly, but had four passes in the hands of his receivers that were dropped. Beck started focusing more on Harline and it paid off with a field goal and two touchdowns in the second quarter.

They connected on a 41-yard pass in the second quarter that put BYU ahead 17-0, then Brown scored on a 4-yard run just before halftime and BYU led 24-0.

After getting stuck at their own 2 on a punt, Beck completed a 17-yard pass to Harline on first down to get the Cougars out of trouble quickly. BYU drove for Jared McLaughlin's 24-yard field goal that put the Cougars up 3-0, then BYU drove 71 yards on its next possession for another score.

<b>BYU</b>	0	17	7	14	—	38	(Coach Bronco Mendenhall)
<b>Oregon</b>	0	0	0	8	—	8	(Coach Mike Bellotti)

BYU — Jar McLaughlin 24 field goal, 13:25, 2nd  
 BYU — Curtis Brown 6 run (McLaughlin kick), 6:57, 2nd  
 BYU — Jonny Harline 41 pass from John Beck (McLaughlin kick), 1:50, 2nd  
 BYU — Brown 4 run (McLaughlin kick), 3:42, 3rd  
 BYU — Beck 13 run (McLaughlin kick), 11:29, 4th  
 UO — B. Paysinger 47 pass from Dennis Dixon (J. Johnson rush), 10:27, 4th  
 BYU — Tonga 17 pass from Beck (McLaughlin kick), 9:14, 4th

### INDIVIDUAL LEADERS

**RUSHING:** (BYU) Brown 17-120, Beck 6-26, Tonga 4-21, Meikle 2-3, Vakapuna 2-3. (UO) Dixon 10-51, Johnson 6-41, Stewart 7-21, Leaf 7-minus 19.

**PASSING:** (BYU) Beck 28-46-2-375, Team 0-1-0-0. (UO) Dixon 10-20-1-122, Leaf 6-14-1-44.

**RECEIVING:** (BYU) Harline 9-181, Brown 7-55, Tonga 4-52, Jacobson 2-26, Reed 2-14, Collie 2-10, Allen 1-34, Vakapuna 1-3. (UO) Kent 5-33, Johnson 3-25, Dickson 2-20, Paysinger 1-47, Rosario 1-12, Stewart 1-9, Strong 1-8, Finley 1-7, Colvin 1-5.

### TEAM STATISTICS

	<b>BYU</b>	<b>UO</b>
First Downs	30	14
Rushes-Yards	31-173	30-94
Passes	47-28-2	34-16-2
Passing Yards	375	166
Total Offense	548	260
Punting	4-43.2	7-39.4
Fumbles-Lost	1-0	2-0
Penalties	7-70	8-75
Time of Possession	34:24	25:36



## 2005 HOLIDAY BOWL

**Oklahoma 17, Oregon 14**  
**Dec. 29, 2005**  
**San Diego, Calif.**  
**Attendance: 65,416**

An Oklahoma interception deep in its own territory with just over 30 seconds left to play put an end to an Oregon comeback and preserved the Sooners' Holiday Bowl win. Sophomore quarterback Brady Leaf came off the bench midway through the

fourth quarter to rally the Ducks from a 17-7 deficit, completing a 3-yard touchdown pass to tight end Tim Day with 3:30 remaining in the game to pull Oregon within striking distance.

Trailing by only three points, the Ducks' defense held the Big 12 Conference South Division runners-up to three plays and a punt while taking over control of the football on its own 22-yard line with 3:04 left on the clock. Completions of six and 37 yards to running back Terrence Whitehead and a 19-yard pass to freshman running back Jeremiah Johnson positioned Oregon with a chance for its first win over the Sooners in six tries. But rather than play for a game-tying field goal, Leaf's pass to Demetrius Williams inside the Oklahoma 10-yard line couldn't elude linebacker Clint Ingram's leap as Oregon fell short in the post-season for the third straight time.

After struggling in two first-half drives and a third to start the second half, Leaf rebounded to complete 11 of 18 passes for 118 yards in the final 7:13 of the game. In addition, the Oregon defense, led by senior linebacker Anthony Trucks, held the Sooners to only 42 yards of total offense in the final quarter. Trucks completed his career with a game-high 14 tackles, along with one fumble recovery as well as a forced fumble, to be awarded the bowl's defensive player of the game.

But it was a sluggish third quarter that put the Ducks in a bind as Oklahoma controlled the football for just over 10 minutes of the period and capped two of its four drives with touchdowns.

Oregon opened the game strong as starting quarterback Dennis Dixon accounted for 72 of its 116 total yards from the game's first two drives, yet the Ducks could convert the prosperity into only seven points en route to a 7-3 half-time advantage. Dixon completed eight of 12 passes for 89 yards in the opening 15 minutes.

<b>Oregon</b>	7	0	0	7	—	14	(Coach Mike Bellotti)
<b>Oklahoma</b>	3	0	14	0	—	17	(Coach Bob Stoops)

OU — Garret Hartley 34 field goal, 8:04, 1st  
 UO — Demetrius Williams 5 run (Paul Martinez kick), 2:58, 1st  
 OU — J.D. Runnels 17 pass from Rhett Bomar (Hartley kick), 9:20, 3rd  
 OU — Kejuan Jones 8 run (Hartley kick), 3:25, 3rd  
 UO — Tim Day 3 pass from Brady Leaf (Martinez kick), 3:30, 4th

### INDIVIDUAL LEADERS

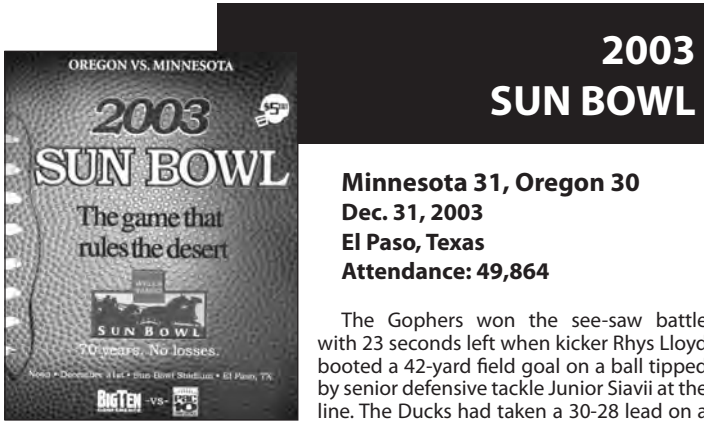
**RUSHING:** (UO) Whitehead, 12-43, Dragich 1-20, Stewart 2-6, D. Williams 1-5, Dixon 9-5, Strong 1-3, Johnson 1-1, Leaf 5-1. (OU) Peterson 23-84, Jones 7-30, Bomar 9-14, Patrick 1-4.

**PASSING:** (UO) Leaf 14-24-136-1. Dixon 11-19-107-0, Strong 0-1-0-0. (OU) Bomar 17-30-229-1.

**RECEIVING:** (UO) Finley 9-67, Whitehead 6-83, D. Williams 4-27, Day 3-14, Johnson 1-19, Paysinger 1-18, Rosario 1-15. (OU) Kelly 7-79, Iglesias 5-85, Johnson 2-32, Runnels 1-17, Peterson 1-8, Jones 1-8.

### TEAM STATISTICS

	<b>UO</b>	<b>OU</b>
First Downs	17	19
Rushes-Yards	32-84	40-132
Passes	44-25-1	30-17-1
Passing Yards	243	229
Total Offense	327	361
Punting	8-45.1	7-37.9
Fumbles-Lost	1-0	2-1
Penalties	3-15	10-70
Time of Possession	31:23	28:37



## 2003 SUN BOWL

**Minnesota 31, Oregon 30**  
**Dec. 31, 2003**  
**El Paso, Texas**  
**Attendance: 49,864**

The Gophers won the see-saw battle with 23 seconds left when kicker Rhys Lloyd booted a 42-yard field goal on a ball tipped by senior defensive tackle Junior Siavii at the line. The Ducks had taken a 30-28 lead on a 47-yard field goal by Jared Siegel with 4:16

to play before Minnesota (10-3) drove 55 yards on its ensuing possession to set up Lloyd's winner.

The Ducks used two of their timeouts in the final minute to give the offense and quarterback Kellen Clemens one last chance, but the sophomore starter was intercepted with 10 seconds remaining. Clemens ended with career highs in completions (32), attempts (42) and yards (363), as well as matching one Sun Bowl record with three touchdowns and claiming another pinnacle with a 76.2% completion percentage. Samie Parker ended as game MVP after the school's single-game record-holder broke bowl records for catches (16), yards (200) and touchdown catches (two).

Minnesota, which had ranked third nationally in rushing (293.2 avg.), dominated the ground stats with 241 yards on 55 carries. Laurence Maroney led ball-carriers with 15 carries for 135 yards and a TD for Minnesota, and Thomas Tapeh added three scores.

The game opened with a scoreless first quarter, but the teams combined for a bowl-record 31 points in the second period. Clemens opened the scoring with a 9-yard touchdown pass to Dante Rosario with less than a minute elapsed. Siegel hit a season-high three field goals (30, 32 and 47) to earn top special teams honors while Siavii was honored as the game's top lineman.

<b>Minnesota</b>	0	14	14	3	—	31	(Coach Glen Mason)
<b>Oregon</b>	0	17	7	6	—	30	(Coach Mike Bellotti)

- UO — Dante Rosario 9 run (Jared Siegel kick), 14:06, 2nd
- UM — Thomas Tapeh 1 run (Rhys Lloyd kick), 9:50, 2nd
- UO — Samie Parker 17 pass from Kellen Clemens, 8:45, 2nd
- UM — Tapeh 1 run (Lloyd kick), 1:11, 2nd
- UO — Siegel 30 FG, 0:00, 2nd
- UO — Tapeh 6 run (Lloyd kick), 8:38, 3rd
- UO — Parker 40 pass from Clemens (Siegel kick), 3:09, 3rd
- UM — Laurence Maroney 22 run (Lloyd kick), 0:14, 3rd
- UO — Siegel 32 FG, 9:36, 4th
- UO — Siegel 47 FG, 4:16, 4th
- UM — Lloyd 42 FG, 0:23, 4th

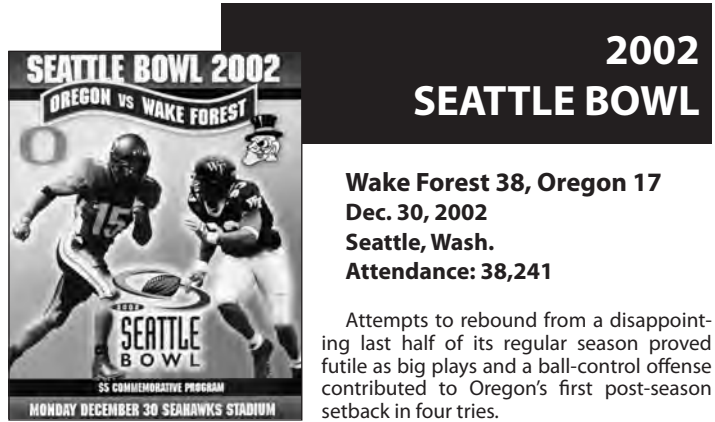
### INDIVIDUAL LEADERS

**RUSHING:** (UM) Maroney 15-131, Tapeh 13-40, Barber 16-37. (UO) Whitehead 6-35, Washington 6-28.

**PASSING:** (UM) Abdul-Khaliq 12-21-0-172. (UO) Clemens 32-42-1-363, Fife 1-1-0-13.

**RECEIVING:** (UM) Hosack 6-107. (UO) Parker 16-200, Whitehead 5-42, Williams 4-49, Rosario 3-36, Day 3-31.

TEAM STATISTICS	UM	UO
First Downs	23	25
Rushes-Yards	55-241	24-77
Passes	21-12-0	44-33-1
Passing Yards	172	376
Total Offense	413	453
Punting	3-38.7	3-29.0
Fumbles-Lost	2-1	0-0
Penalties	3-19	5-40
Time of Possession	31:33	28:27



## 2002 SEATTLE BOWL

**Wake Forest 38, Oregon 17**  
**Dec. 30, 2002**  
**Seattle, Wash.**  
**Attendance: 38,241**

Attempts to rebound from a disappointing last half of its regular season proved futile as big plays and a ball-control offense contributed to Oregon's first post-season setback in four tries.

After jumping onto the scoreboard first via a Jared Siegel field goal, the Ducks were unable to secure their second first down of the game until staring at a 14-3 deficit in Seahawks Stadium. Despite completing only nine passes, Wake Forest's offense took advantage of maintaining possession of the football for 34:34 while scoring on two of four plays longer than 30 yards to account for a second bowl win over Oregon in 11 years.

Redshirt freshman quarterback Kellen Clemens came off the bench to replace Jason Fife to open the second quarter — responding with his first touchdown pass as a collegian in his most extensive play to date — and helped the Ducks bounce back from an 18-point deficit.

A 43-yard Keenan Howry punt return, followed by the school's career receiving leader's 36-yard run, led to Matt Floberg's lone scoring run of the year to close the gap to 24-17 late in the third quarter. Yet the Oregon offense was unable to take advantage of the momentum as it was limited to only two more first downs the remainder of the afternoon.

Linebackers David Moretti and Kevin Mitchell led the defense with 17 and 15 tackles, respectively, while George Wrihster's five catches propelled him to the top of the school's list for most single-season catches by a tight end ever (41).

<b>Wake Forest</b>	7	14	10	7	—	38	(Coach: Jim Grobe)
<b>Oregon</b>	3	7	7	0	—	17	(Coach: Mike Bellotti)

- UO — Jared Siegel 45 FG, 12:25, 1st
- WF — Ovie Mughelli 1 run (Matt Wisnosky kick), 10:26, 1st
- WF — Jason Anderson 57 pass from James MacPherson (Wisnosky kick), 12:38, 2nd
- WF — MacPherson 1 run (Wisnosky kick), 2:40, 2nd
- UO — Samie Parker 7 pass from Kellen Clemens (Siegel kick), :26, 2nd
- WF — Wisnosky 43 FG, 9:37, 3rd
- UO — Matt Floberg 1 run (Siegel kick), 5:39, 3rd
- WF — Anderson 63 pass from MacPherson (Wisnosky kick), 2:02, 3rd
- WF — Chris Barclay 12 run (Wisnosky kick), 2:48, 4th

### INDIVIDUAL LEADERS

**RUSHING:** (WF) Barclay 19-82, Davis 9-65, Williams 16-53. (UO) Smith 18-62, Howry 1-36.

**PASSING:** (WF) MacPherson 9-16-0-241. (UO) Clemens 19-31-0-161, Fife 1-10-0-4.

**RECEIVING:** (WF) Anderson 3-157, Landfried 3-45, Davis 2-27. (UO) Howry 5-50, Wrihster 5-34, Parker 4-43, Floberg 2-21, Willis 2-16.

TEAM STATISTICS	WF	UO
First Downs	23	13
Rushes-Yards	256	125
Passes	16-9-0	41-20-0
Passing Yards	241	165
Total Offense	497	290
Punting	5-48.4	6-50.2
Fumbles-Lost	3-0	1-1
Penalties	3-15	2-10
Time of Possession	34:34	25:26



## 2002 FIESTA BOWL

**Oregon 38, Colorado 16**  
**Jan. 1, 2002**  
**Tempe, Ariz.**  
**Attendance: 74,118**

Joey Harrington threw for four touchdowns and Steve Smith intercepted a bowl-record three passes as No. 2 Oregon pounded No. 3 Colorado in the 31st Fiesta Bowl.

Heisman Trophy finalist Harrington became the first Pac-10 quarterback to lead his

team to three bowl wins, and ended his career third at Oregon in passing yards (6,911) and touchdowns (59).

After a first-quarter Buffalo touchdown, the Ducks scored 38 consecutive points. The game's offensive MVP led the charge with a 28-yard scoring strike to Keenan Howry and a season-long 79-yard TD pass to Samie Parker on subsequent drives. The latter marked Oregon's longest scoring play in bowl history and tied for the longest pass in Fiesta Bowl history. On the ground, Maurice Morris brought the crowd to its feet in the second half with a dazzling 49-yard touchdown scamper though a half-dozen would-be tacklers, as he rolled off the back of another. His 89 rushing yards at game's end also made him the first back in Oregon history to run for 1,000 yards in consecutive seasons (1,049). Freshman kicker Jared Siegel also booted a career-long 47-yard field goal early in the fourth quarter.

Colorado tried its luck in the air in the second half, and salvaged a couple of late scores to avoid the biggest defeat in Fiesta Bowl history. The Duck defense held the Buffalo rushers to a combined 49 yards — far below their previous 228.5 avg. that ranked eighth nationally. Wesly Mallard and Dave Moretti led the Duck defenders with 13 and 11 tackles, respectively, while Smith earned the game's top defensive award.

<b>Oregon</b>	7	14	7	10	—	38	(Coach: Mike Bellotti)
<b>Colorado</b>	7	0	0	9	—	16	(Coach: Gary Barnett)

- CU — Brandon Drumm 1 run (Brougham kick), 6:26, 1st
- UO — Keenan Howry 28 pass from Joey Harrington (Siegel kick), 3:48, 1st
- UO — Samie Parker 79 pass from Harrington (Siegel kick), 3:13, 2nd
- UO — Onterio Smith 6 pass from Harrington (Siegel kick), 2:29, 2nd
- UO — Maurice Morris 49 run (Siegel kick), 12:33, 3rd
- UO — Siegel 47 FG, 12:03, 4th
- UO — Justin Peelle 4 pass from Harrington (Siegel kick), 9:38, 4th
- CU — Flores 39 FG, 5:47, 4th
- CU — Daniel Graham 4 pass from Craig Ochs (kick failed), :18, 4th

**INDIVIDUAL LEADERS**

**RUSHING:** (UO) Morris 11-89, O. Smith 14-51. (CU) Brown 9-30, Johnson 8-24, Purify 6-19.

**PASSING:** (UO) Harrington 28-42-1-350. (CU) Pesavento 11-27-2-139, Ochs 13-20-1-140.

**RECEIVING:** (UO) Parker 9-162, Willis 6-62, Peelle 5-66, Howry (UO) 3-33. (CU) McCoy 5-66, Johnson 3-50, Brunson 3-35, Graham 10-89.

TEAM STATISTICS	UO	CU
First Downs	20	22
Rushes-Yards	150	49
Passes	42-28-1	47-24-3
Passing Yards	350	279
Total Offense	500	328
Punting	5-36.2	5-40.8
Fumbles-Lost	0-0	1-0
Penalties	8-74	8-55
Time of Possession	31:05	28:55



## 2000 HOLIDAY BOWL

**Oregon 35, Texas 30**  
**Dec. 29, 2000**  
**San Diego, Calif.**  
**Attendance: 63,278**

The Oregon defense limited Texas to only 88 yards total offense in the second half while denying the 12th-ranked Longhorns access to the end zone on their final three possessions of the game to cap the Ducks' first 10-win season in school history.

Quarterback Joey Harrington became only the third player in Holiday Bowl history to run, pass and be on the receiving end of a touchdown toss in the same game as he helped ignite Oregon's fourth-quarter comeback for the fifth time of the season. For his efforts, he was named offensive player of the game.

The Pac-10 co-champions relied on big plays to grab a 14-0 advantage in the opening 13 minutes, but were fortunate to trail by only 21-14 after a blocked punt with 1:11 remaining before the half. However defensive back Ryan Mitchell initiated the momentum swing with his team's second of four interceptions.

Tailback Maurice Morris knotted the score at 21-21 with his longest scoring reception of the season while Allan Amundson came off the bench to set up a go-ahead score with his longest run of his career (36 yards) to provide a brief edge.

After Texas returned the ensuing kickoff into the end zone, Oregon put together an eight-play, 68-yard drive for the winning tally but couldn't rest easy until the final pass fell incomplete in the end zone.

Cornerback Rashad Bauman halted one drive with an interception at the Ducks' 16-yard line with just over a minute remaining to play to go along with his six tackles to earn defensive player-of-the-game honors. Outside linebacker Garrett Sabol led all tacklers with 12 stops.

<b>Texas</b>	0	21	0	9	—	30	(Coach Mack Brown)
<b>Oregon</b>	14	0	7	14	—	35	(Coach Mike Bellotti)

- UO — Justin Peelle 1 pass from Joey Harrington (Frankel kick), 8:35, 1st
- UO — Harrington 18 pass from Keenan Howry (Frankel kick), 2:19, 1st
- UT — Hodges Mitchell 3 run (Stockton kick), 10:39, 2nd
- UT — Chris Simms 4 run (Stockton kick), 4:14, 2nd
- UT — Greg Brown 23 interception return (Stockton kick), 3:46, 2nd
- UO — Maurice Morris 55 pass from Harrington (Frankel kick), 12:32, 3rd
- UO — Harrington 9 run (Frankel kick), 9:43, 4th
- UT — Victor Ike 93 kickoff return (Stockton kick), 9:25, 4th
- UO — Jason Willis 4 run (Frankel kick), 5:46, 4th
- UT — Team safety


**INDIVIDUAL LEADERS**

**RUSHING:** (UT) Mitchell 17-41. (UO) Morris 26-82, Amundson 5-48.

**PASSING:** (UT) Simms 17-33-4-245. (UO) Harrington 19-30-1-273.

**RECEIVING:** (UT) Healy 5-98, Johnson 4-42. (UO) Morris 5-104, Howry 5-59, Peelle 4-48, Willis 3-33.

TEAM STATISTICS	UT	UO
First Downs	19	21
Rushes-Yards	31-54	40-129
Passes	33-17-4	32-20-1
Passing Yards	245	291
Total Offense	299	420
Punting	3-42.3	5-32.4
Fumbles-Lost	3-1	1-1
Penalties	6-55	6-50
Time of Possession	28:09	31:51



## 1999 SUN BOWL

**Oregon 24, Minnesota 20**  
**Dec. 31, 1999**  
**El Paso, Texas**  
**Attendance: 48,757**

Joey Harrington completed a 10-yard scoring pass to Keenan Howry with only 1:32 remaining to play to lead Oregon to the Pac-10's lone post-season triumph in five tries.

No. 12 Minnesota grabbed a 20-17 advantage on the first play of the final period with its third touchdown pass of the afternoon before the Ducks came from behind in the closing minutes for the fourth time this season. Harrington, who remained unbeaten in his fourth career start, waited until 7:28 remained on the clock before engineering Oregon's longest scoring drive of the season, capping a 12-play, 87-yard drive in 5:56 with his lone touchdown toss of the day. The Portland sophomore, who had previously run for a pair of scores, connected on four of five aerials on the decisive series, including a fourth-down strike for 23 yards to Tony Hartley to keep the drive alive.

Yet it wasn't until a Dietrich Moore quarterback sack and Saul Patu fumble recovery that the Ducks could breathe easier. The Ducks' defense limited the nation's 11th-ranked rushing offense to only 96 yards, while the Oregon offense wore down an opposition that tied for eighth in the country in scoring defense. Peter Sirmon led all Oregon defenders with 16 tackles while Moore and Matt Smith each took part in two quarterback sacks.

Michael Fletcher picked off one of two interceptions and added a 16-yard punt return to set up Oregon's 37-yard field goal.

<b>Minnesota</b>	7	0	6	7	—	20	(Coach Glen Mason)
<b>Oregon</b>	0	7	10	7	—	24	(Coach Mike Bellotti)

- UM — R. Johnson 1 pass from B. Cockerham (Nystrom kick), 3:52, 1st
- UO — Joey Harrington 5 run (Nathan Villegas kick), 1:11, 2nd
- UM — Arland Bruce 38 pass from Cockerham (kick failed), 12:42, 3rd
- UO — Harrington 1 run (Villegas kick), 8:04, 3rd
- UO — Villegas 37 FG, 3:11, 3rd
- UM — Johnson 7 pass from Cockerham (Nystrom kick), 14:56, 4th
- UO — Keenan Howry 10 pass from Harrington (Villegas kick), 1:32, 4th

### INDIVIDUAL LEADERS

**RUSHING:** (UM) Hamner 20-64, Cockerham 12-26. (UO) Droughns 21-95, Ho-Ching 9-56.

**PASSING:** (UM) Cockerham 19-37-2-257. (UO) Harrington 20-43-0-232.

**RECEIVING:** (UM) Johnson 7-54, Leverson 6-126. (UO) Hartley 7-113, Howry 3-54.

TEAM STATISTICS	UM	UO
First Downs	19	22
Rushes-Yards	35-96	39-156
Passes	37-19-2	43-20-0
Passing Yards	257	232
Total Offense	353	388
Punting	7-46.1	8-40.6
Fumbles-Lost	1-1	2-1
Penalties	5-58	4-25
Time of Possession	24:35	35:25



## 1998 ALOHA BOWL

**Colorado 51, Oregon 43**  
**Dec. 25, 1998**  
**Honolulu, Hawaii**  
**Attendance: 38,803**

Oregon's 22-point fourth-quarter rally was not enough to overcome a season-high six turnovers and opponent's big plays as it dropped its second post-season bid to the Buffaloes in four years.

Colorado returned the opening kickoff 93 yards for a score to pace a 17-point first-quarter outburst in a game that established a Pac-10 post-season record for most total points by two teams.

Trailing 44-14 midway through the third quarter, the Ducks converted four of their next five drives into touchdowns before a fourth-down pass from Akili Smith to Bobby Nero fell incomplete with only 2:19 remaining in the game. Smith capped a brilliant senior season by throwing for the fourth-highest single-game total in school history, earning the game's co-MVP honors. Tailback Derien Latimer, making only his fourth start of the year, tied an Aloha Bowl record by running for three scores as Oregon accumulated 308 yards total offense in the second half against a squad which ended the year ranked 13th in the country in total defense (296.0 avg.).

Smith struggled to complete only eight of 21 passes in the first half before returning to form to pinpoint 16 of 25 aerials for 290 yards in the final 30 minutes. Wide receivers Damon Griffin and Donald Haynes became the school's first tandem in two years to each accumulate better than 100 yards receiving.

The Ducks' defense played deceptively well, led by senior linebacker Chris Vandiver's 15 tackles. Colorado was limited to 130 yards of offense in the second half.

<b>Colorado</b>	17	20	7	7	—	51	(Coach Rick Neuheisel)
<b>Oregon</b>	0	14	7	22	—	43	(Coach Mike Bellotti)

- CU — Brian Kelly 93 kickoff return (Jeremy Aldrich kick), 14:43, 1st
- CU — Aldrich 48 FG, 6:36, 1st
- CU — Javon Green 5 pass from Mike Moschetti (Aldrich kick), 2:10, 1st
- UO — Derien Latimer 11 run (Nathan Villegas kick), 13:23, 2nd
- CU — Marcus Stiggers 58 pass from Moschetti (Aldrich kick), 12:19, 2nd
- CU — Aldrich 41 FG, 10:00, 2nd
- UO — Latimer 4 run (Villegas kick), 7:11, 2nd
- CU — Darrin Chiaverini 72 pass (Aldrich kick), 6:53, 2nd
- CU — Aldrich 23 FG, 00:02, 2nd
- CU — Damon Wheeler 52 fumble return (Aldrich kick), 10:39, 3rd
- UO — Jed Weaver 9 pass from Akili Smith (Villegas kick), 7:31, 3rd
- UO — Latimer 1 run (Villegas kick), 13:34, 4th
- CU — Daniel Graham 20 pass from Moschetti (Aldrich kick), 10:45, 4th
- UO — Smith 1 run (Villegas kick), 7:13, 4th
- UO — Donald Haynes 42 pass from Smith (Bobby Nero pass), 5:55, 4th

### INDIVIDUAL LEADERS

**RUSHING:** (CU) Cherrington 10-92. (UO) Latimer 19-74.

**PASSING:** (CU) Moschetti 11-23-0-213. (UO) Smith 24-46-1-456.

**RECEIVING:** (CU) Chiaverini 3-96, Stiggers 3-81. (UO) Griffin 8-146, Haynes 7-148, Nero 3-63, Weaver 3-45.

TEAM STATISTICS	CU	UO
First Downs	13	27
Rushes-Yards	35-176	35-79
Passes	24-12-0	46-24-1
Passing Yards	221	456
Total Offense	397	535
Punting	6-51.5	4-48.3
Fumbles-Lost	3-1	5-5
Penalties	8-75	4-30
Time of Possession	26:42	33:18



## 1997 LAS VEGAS BOWL

**Oregon 41, Air Force 13**  
**Dec. 20, 1997**  
**Las Vegas, Nev.**  
**Attendance: 21,514**

An explosive Oregon offense put together its most potent display of the year while a maligned defense stuffed the nation's ninth-best rushing attack to pace its first post-season triumph in eight years over 23rd-ranked Air Force.

The Ducks tallied touchdowns on their first two plays from scrimmage and ate up less than a minute off the clock on each of their five offensive touchdowns. Pat Johnson accounted for his first of two scores on a bomb from Akili Smith to open the barrage and Saladin McCullough rambled for his longest run as a collegian to help seize the early momentum.

Meanwhile, an inspired defense which came into the game yielding over 440 yards per game, dismantled the Falcons' option attack and limited them to a season-low 211 yards total offense. The Ducks' defenders were so dominating that they refused to allow the cadets to cross midfield until the second quarter and thwarted a second attempt into Oregon territory with a Jaiya Figueras interception.

Adding to the team victory was a blocked punt by true freshman Garrett Sabol midway through the second period, resulting in a Kevin Parker recovery in the end zone and a 19-0 Oregon lead. The victors accumulated 313 of their season-high 583 yards total offense during the game's first 30 minutes against a contingent ranked third in the country in scoring defense (12.4 avg.) and 10th in total defense (289.3 avg.)

Jason Maas came off the bench to throw for three touchdowns and scrambled for 28 yards that kept a drive alive before concluding with Tony Hartley's score 28 seconds before halftime.

Yet it was Johnson who was named the games most valuable player after accumulating 272 all-purpose yards.

Peter Sirmon ended the day with 11 tackles and Michael Fletcher added nine as the defenders limited Air Force to only three first downs and 92 yards total offense in the second half.

<b>Oregon</b>	13	13	8	7	—	41	(Coach Mike Bellotti)
<b>Air Force</b>	0	0	13	0	—	13	(Coach Fisher DeBerry)

- UO — Pat Johnson 69 pass from Akili Smith (Josh Frankel kick), 14:42, 1st
- UO — Saladin McCullough 76 run (kick failed), 12:54, 1st
- UO — Kevin Parker 0 punt return (kick failed), 8:33, 2nd
- UO — Tony Hartley 7 pass from Jason Maas (Joshua Smith kick), :28, 2nd
- AF — Blane Morgan 1 run (Alex Wright kick), 8:29, 3rd
- UO — Hartley 21 pass from Maas (Blake Spence pass), 4:55, 3rd
- AF — Bryce Fisher 45 fumble return (pass failed), :43, 3rd
- UO — Johnson 78 pass from Maas (J. Smith kick), 14:50, 4th

**INDIVIDUAL LEADERS**

**RUSHING:** (UO) McCullough 17-150, Maas 5-40, Latimer 5-30. (AF) Singleton 13-66.

**PASSING:** (UO) Maas 9-15-0-188, A. Smith 4-10-1-87. (AF) Morgan 6-19-1-59.

**RECEIVING:** (UO) Johnson 5-169, Hartley 3-35, Spence 2-59. (AF) Newman 2-29.

TEAM STATISTICS	UO	AF
First Downs	22	11
Rushes-Yards	43-266	41-152
Passes	30-16-1	21-6-1
Passing Yards	317	59
Total Offense	583	211
Punting	6-38.7	10-36.6
Fumbles-Lost	3-2	1-1
Penalties	19-166	7-57
Time of Possession	30:18	29:42



## 1996 COTTON BOWL

**Colorado 38, Oregon 6**  
**Jan. 1, 1996**  
**Dallas, Texas**  
**Attendance: 58,214**

Oregon's inability to capitalize on some early scoring opportunities proved costly and the seventh-ranked Buffaloes were able to break the game open with a few big plays of their own in the third quarter as the Ducks again returned home empty from their second straight New Year's Day bowl appearance.

At times it appeared the Ducks almost had as much trouble navigating the unfavorable weather conditions as it did the Colorado defense, which held Oregon to 139 yards under its total offensive average, but that couldn't account for the five turnovers which directly led to a trio of Colorado touchdowns. No one miscue had a bigger effect on the game's outcome as a 95-yard interception return for a second-quarter score after junior quarterback Tony Graziani had driven the Ducks to the nine-yard line.

Pacific-10 Conference all-purpose running leader Ricky Whittle returned the opening kickoff 63 yards to the Colorado 26-yard line but the Ducks were unable to advance beyond the eight-yard line and were forced to settle for a Joshua Smith field goal. Moments later, linebacker Rich Ruhl picked off a John Hessler pass to present Oregon Ducks with another golden opportunity but another stalled drive resulted in the Ducks' 33-yard three-pointer.

Little was it known that 12th-ranked Oregon would be able to penetrate the 20-yard line only once more prior to the closing seconds of the contest.

The Ducks' defense proved to be up to the task against the nation's sixth-best offense, providing the offense with field position inside the midfield stripe two more times after taking a 6-0 lead and kept Oregon within striking distance at halftime. But a 19-point explosion in the third quarter in less than eight minutes proved to be too much to overcome.

Oregon's defenders were victimized by a 62-yard pass play and another 55-yard run to set up a pair of scores and account for almost half of Colorado's 313 offensive yards. Sophomore Kenny Wheaton added his fifth interception of the year and cornerback Ronnie Gipson recovered one fumble for a unit paced by Troy Bailey's and Brian Collins' seven tackles.

<b>Oregon</b>	6	0	0	0	—	6	(Coach Mike Bellotti)
<b>Colorado</b>	0	13	19	6	—	38	(Coach Rick Neuheisel)

- UO — Joshua Smith 25 FG, 12:53, 1st
- UO — Smith 33 FG, 8:33, 1st
- CU — John Hessler 1 run (Neil Voskeritchian kick), 14:56, 2nd
- CU — Marcus Washington 95 interception return, (kick failed), 6:31, 2nd
- CU — Matt Lepsis 2 pass from Hessler (Voskeritchian kick), 13:37, 3rd
- CU — Herchell Troutman 6 run (run failed), 8:40, 3rd
- CU — Phil Savoy 12 pass from Hessler (kick blocked), 5:42, 3rd
- CU — Ayyub Abdul-Rahmaan 5 run (kick blocked), 1:11, 4th

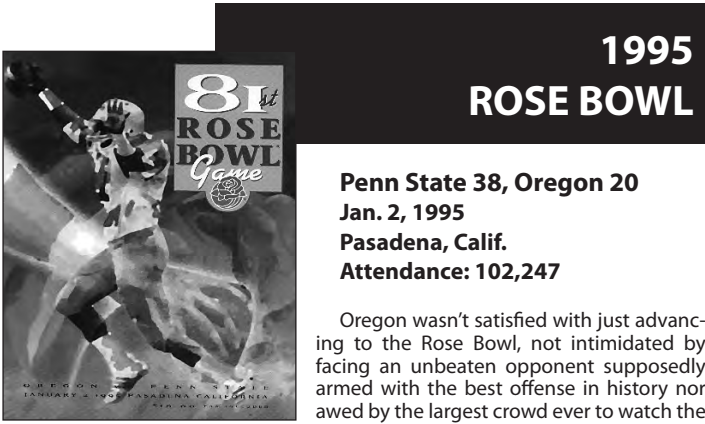
**INDIVIDUAL LEADERS**

**RUSHING:** (UO) Whittle 12-50, Parker 3-43. (CU) Troutman 13-100.

**PASSING:** (UO) Graziani 19-37-2-113. (CU) Hessler 11-26-2-115.

**RECEIVING:** (UO) Whittle 4-18, McLemore 3-26, Hodge 2-33. (CU) Kidd 2-73, Savoy 3-29.

TEAM STATISTICS	UO	CU
First Downs	16	16
Rushes-Yards	29-105	41-170
Passes	44-21-2	27-12-2
Passing Yards	162	143
Total Offense	267	313
Punting	5-38.4	4-28.5
Fumbles-Lost	4-3	2-1
Penalties	8-67	6-41
Time of Possession	30:01	29:59



## 1995 ROSE BOWL

**Penn State 38, Oregon 20**  
**Jan. 2, 1995**  
**Pasadena, Calif.**  
**Attendance: 102,247**

Oregon wasn't satisfied with just advancing to the Rose Bowl, not intimidated by facing an unbeaten opponent supposedly armed with the best offense in history nor awed by the largest crowd ever to watch the Ducks play football. And, when it was over,

Oregon proved it truly belonged in Pasadena.

The Ducks represented its league for the first time in 37 years in the post-season game reserved for the champion and no Pacific-10 Conference sympathizer was embarrassed to have Oregon as its emissary. The Ducks' offense pushed second-ranked Penn State around for 501 yards and its defense lived up to its advance billing.

It was Oregon's resolve that was tested when All-America tailback Ki-Jana Carter streaked 83 yards on Penn State's first offensive play to saddle the Ducks with an early 7-0 deficit. It didn't take Oregon long to knot the score and senior quarterback Danny O'Neil's second touchdown pass of the day brought the Ducks back to a 14-14 stalemate following linebacker Reggie Jordan's interception of Penn State quarterback Kerry Collins.

Oregon's offense was not appreciably scuttled throughout the game. O'Neil contributed in some form to 13 Rose Bowl records, including individual marks for passes attempted and completed and yardage through the air.

Penn State led the nation in offense with a 520-yard average, but was held below that figure by Gang Green, the acronym for Oregon's aggressive defense. The Big Ten Conference champion scored all three second-half touchdowns after taking possession in Oregon territory.

O'Neil's record day resulted in tight end Josh Wilcox catching 11 passes and flanker Cristin McLemore 10 more.

<b>Penn State</b>	7	7	14	0	—	38	(Coach Joe Paterno)
<b>Oregon</b>	7	0	7	6	—	20	(Coach Rich Brooks)

- PSU — Ki-Jana Carter 83 run (Brett Conway kick), 10:50, 1st
- UO — Josh Wilcox 1 pass from Danny O'Neil (Matt Belden kick), 10:05, 1st
- PSU — Brian Milne 1 run (Conway kick), 1:26, 2nd
- UO — Cristin McLemore 17 pass from O'Neil (Belden kick), 4:54, 3rd
- PSU — Carter 17 run (Conway kick), 3:53, 3rd
- PSU — Carter 3 run (Conway kick), 2:01, 3rd
- PSU — Conway 43 FG, 5:43, 4th
- PSU — Jon Witman 9 run (Michael Barninger kick), 4:24, 4th
- UO — Ricky Whittle 3 run (pass failed), 2:44, 4th

### INDIVIDUAL LEADERS

**RUSHING:** (PS) Carter 21-156, Milne 9-36. Whittle 12-45.

**PASSING:** (PS) Collins 19-30-1-200. (UO) O'Neil 41-61-2-456.

**RECEIVING:** (PS) Engram 5-52, Scott 4-41. (UO) Wilcox 11-135, McLemore 10-90.

TEAM STATISTICS	PSU	UO
First Downs	22	27
Rushes-Yards	39-228	31-45
Passes	31-20-1	61-41-2
Passing Yards	202	456
Total Offense	430	501
Punting	6-41.7	6-42.8
Fumbles-Lost	1-1	1-0
Penalties	5-37	6-52
Time of Possession	29:18	30:42



## 1992 INDEPENDENCE BOWL

**Wake Forest 39, Oregon 35**  
**Dec. 31, 1992**  
**Shreveport, La.**  
**Attendance: 31,337**

Oregon's third consecutive post-season game went down to the wire, but Wake Forest wound up in the winner's photo on the strength of a fourth-quarter stretch run in the first-ever meeting between the intersec-

tional rivals.

The Ducks appeared to be clicking on all cylinders for the game's first 35 minutes, sprinting to a 29-10 advantage after Oregon's defense scored for the second time during the warm afternoon. The Demon Deacons had been victimized by five turnovers and the Ducks had taken full benefit.

Even though Wake Forest needed less than three minutes to post a 7-0 lead, Oregon scored 29 of the game's next 32 points, taking the lead when cornerback Herman O'Berry picked the pocket of tailback Ned Moultrie and dashed 24 yards for the score.

Oregon appeared to be cruising early in the second half. The Ducks realized no points from still another defensive gem by O'Berry, his seventh interception of the year, but cornerback Alex Molden duplicated it moments later and literally walked the eight yards to the end zone.

However, the shift in momentum after that was dramatic. Oregon's offense went dry and Wake Forest cruised to scores on four straight possessions to take control.

Quarterback Danny O'Neil hit 24 of 40 passes for 227 yards, but the Ducks managed just 112 yards rushing and not many after Sean Burwell's 40-yard scamper early in the game.

O'Berry was honored as the game's outstanding defensive player after two fumble recoveries and an interception. End Romeo Bandison also enjoyed an outstanding performance with two quarterback sacks and two other tackles for minus yardage among his six total tackles.

<b>Oregon</b>	13	9	7	6	—	35	(Coach Rich Brooks)
<b>Wake Forest</b>	7	3	14	15	—	39	(Coach Bill Dooley)

- WF — John Leach 1 run (Mike Green kick), 12:33, 1st
- UO — Sean Burwell 40 run (Tommy Thompson kick), 9:21, 1st
- UO — Herman O'Berry 24 fumble recovery (pass failed), 1:08, 1st
- WF — Green 38 FG, 11:01, 2nd
- UO — Vince Ferry 4 pass from Danny O'Neil (Thompson kick), 4:03, 2nd
- UO — Thompson 48 FG, :47, 2nd
- UO — Alex Molden 8 interception return (Thompson kick), 9:43, 3rd
- WF — Ned Moultrie 1 run (Green kick), 3:54, 3rd
- WF — Todd Dixon 30 pass from Keith West (Green kick), :45, 3rd
- WF — Dixon 61 pass from Bobby Jones (Leach pass), 12:02, 4th
- WF — Leach 6 run (Green kick), 5:19, 4th
- UO — Ronnie Harris 10 pass from O'Neil (pass failed), 1:05, 4th


### INDIVIDUAL LEADERS

**RUSHING:** (UO) Burwell 11-48, Whittle 7-27. (WF) Leach 21-116, Moultrie 11-60.

**PASSING:** (UO) O'Neil 24-40-1-227. (WF) West 15-27-3-262.

**RECEIVING:** (UO) Harris 6-74, Burwell 5-39. (WF) Dixon 5-166, Mills 4-83.

TEAM STATISTICS	UO	WF
First Downs	17	18
Rushes-Yards	32-112	49-193
Passes	40-24-1	29-16-3
Passing Yards	323	227
Total Offense	339	516
Punting	7-35.9	4-39.5
Fumbles-Lost	0-0	3-3
Penalties	6-55	11-108
Time of Possession	29:25	30:35



## 1990 FREEDOM BOWL

**Colorado State 32, Oregon 31**  
**Dec. 29, 1990**  
**Anaheim, Calif.**  
**Attendance: 41,450**

Oregon's two-point conversion attempt with just over one minute left in the game fell inches short to prevent consecutive rallies to post-season victories in the Ducks' first-ever consecutive bowl trips.

Mistakes haunted the Ducks throughout, exemplified by Colorado State's five points to take the lead while limited to five yards and no first downs in the third quarter. Despite that, Oregon remained in position to win the game in the closing minutes behind the arm of quarterback Bill Musgrave, Oregon's bowl MVP for the second straight year.

Musgrave directed a 79-yard drive with the help of third-down completions of 31 and 21 yards to Joe Reitzug, culminating when freshman tailback Sean Burwell plunged for the score with 61 seconds left. But, Musgrave's completed conversion pass to senior flanker Michael McClellan was stopped short of the end zone.

Musgrave threw for the second-highest total in the Freedom Bowl's seven-year history and his record-tying 29 completions were one of the game's 15 records set or tied by Oregon, which also included McClellan's receptions and 46-yard kickoff return.

However, the Ducks' offense mustered only seven yards rushing and three fumbles, a muffed punt attempt and a costly penalty for roughing the passer led to 25 of the Rams' 32 points. Oregon's chance to win was made possible by Marcus Woods' block of a Colorado State extra point with just under five minutes to play in front of a bowl-record 17,500 Oregon partisans.

Sophomore inside linebacker Joe Farwell led the defense, accumulating 12 unassisted tackles among his game-high 15 stops.

<b>Colorado St.</b>	7	7	5	13	—	32	(Coach Earle Bruce)
<b>Oregon</b>	7	10	0	14	—	31	(Coach Rich Brooks)

CSU — Mike Gimenez 1 run (Mike Brown kick), 8:36, 1st  
 UO — Anthony Jones 16 pass from Bill Musgrave (Gregg McCallum kick), 2:37, 1st  
 UO — McCallum 23 FG, 11:56, 2nd  
 CSU — Tony Alford 1 run (Brown kick), 8:01, 2nd  
 UO — Sean Burwell 3 pass from Musgrave (McCallum kick), :23, 2nd  
 CSU — Safety, Bud Bowie recovered fumble in end zone, 7:24, 3rd  
 CSU — Brown 35 FG, 2:23, 3rd  
 UO — Michael McClellan 44 pass from Musgrave (Burwell pass), 14:24, 4th  
 CSU — Greg Primus 49 pass from Gimenez (Brown kick), 12:21, 4th  
 CSU — Todd Yert 52 run (kick blocked), 4:59, 4th  
 UO — Burwell 1 run (pass failed), 1:01, 4th

### INDIVIDUAL LEADERS


**RUSHING:** (CS) Yert 12-94, Copeland 8-44, Alford 14-42. (UO) Burwell 12-20.

**PASSING:** (CS) Gimenez 10-5-1-73, Verdugo 5-3-0-35. (UO) Musgrave 47-29-0-392.

**RECEIVING:** (UO) McClellan 9-148, Burwell 7-54, Reitzug 5-97, Harris 2-37, Jones 2-35, Kelemeni 2-11. (CS) Primus 2-63, Yert 2-18, Lidner 2-17.

### TEAM STATISTICS

	<b>UO</b>	<b>CSU</b>
First Downs	21	16
Rushes-Yards	26-7	49-196
Passes	47-29-0	15-8-1
Passing Yards	392	108
Total Offense	399	304
Punting	3-38.3	6-34.7
Fumbles-Lost	5-3	2-0
Penalties	7-60	5-47
Time of Possession	30:14	29:46



## 1989 INDEPENDENCE BOWL

**Oregon 27, Tulsa 24**  
**Dec. 16, 1989**  
**Shreveport, La.**  
**Attendance: 30,333**

Junior quarterback Bill Musgrave directed Oregon to 17 points in the final 18 minutes and sophomore kicker Gregg McCallum provided the clincher with a 20-yard field goal with 3:07 remaining to rally the Ducks to victory in their first bowl appearance in 26 years.

Trailing by 24-10 late in the third quarter, Musgrave capped a 54-yard scoring drive with his second touchdown pass of the night, a nine-yard strike to junior wide receiver Joe Reitzug. The bowl's offensive player of the game completed five of six passes for 53 yards during the key drive. Musgrave then put the finishing touches on the Ducks' next possession with the first rushing touchdown of his career to forge a 24-24 tie.

Oregon's defense played a major role in the comeback, limiting the golden Hurricane to 102 yards total offense in the second half and holding Tulsa on fourth down to set up McCallum's winning field goal.

Senior cornerback Chris Oldham picked off a pair of interceptions to earn defensive player of the game honors and linebacker Mark Kearns added 11 tackles to his one fumble recovery. Sophomore defensive end Matt LaBounty secured the 14th annual Independence Bowl victory with a 26-yard quarterback sack with 2:12 remaining.

The error-prone Ducks dug themselves a 17-10 halftime deficit after Tulsa returned a blocked punt for a touchdown 22 seconds before the intermission. The Hurricane, who earlier had capitalized on a first-quarter Oregon interception, then scored on its second drive of the second half before Oregon was able to mount its resurgence in cold and windy conditions that dropped to 29 degrees at kickoff.

<b>Oregon</b>	3	7	7	10	—	27	(Coach Rich Brooks)
<b>Tulsa</b>	7	10	7	0	—	24	(Coach Dave Rader)

TU — Brent Adams 1 run (Dave Fuess kick), 7:44, 1st  
 UO — Gregg McCallum 29 FG, 1:25, 1st  
 UO — Tony Hargain 20 pass from Bill Musgrave (McCallum kick), 6:56, 2nd  
 TU — Fuess 26 FG, 2:15, 2nd  
 TU — Derrick Williams 21 blocked punt return (Fuess kick), 0:22, 2nd  
 TU — Adams 1 run (Fuess kick), 5:50, 3rd  
 UO — Joe Reitzug 9 pass from Musgrave (McCallum kick), 2:05, 3rd  
 UO — Musgrave 1 run (McCallum kick), 12:38, 4th  
 UO — McCallum 20 FG, 3:07, 4th

### INDIVIDUAL LEADERS

**RUSHING:** (UO) Loville 20-82, Obee 2-34. (TU) Adams 26-72.

**PASSING:** (UO) Musgrave 39-22-2-320. (TU) Rubley 34-17-2-183.

**RECEIVING:** (UO) Reitzug 6-121, Hargain 5-100. (TU) McVey 4-47.

### TEAM STATISTICS

	<b>UO</b>	<b>TU</b>
First Downs	16	14
Rushes-Yards	36-140	36-70
Passes	40-23-2	34-17-2
Passing Yards	320	183
Total Offense	460	253
Punting	3-23.5	5-34.8
Fumbles-Lost	2-1	3-1
Penalties	5-49	1-15
Time of Possession	29:25	30:35



## 1963 SUN BOWL

**Oregon 21, SMU 14**  
**Dec. 31, 1963**  
**El Paso, Texas**  
**Attendance: 18,646**

Oregon rode the arm of quarterback Bob Berry in the first half and then relied on its defense in the final two quarters to preserve the Ducks' first bowl victory in 47 years in the 29th Sun Bowl contest.

Playing without two-time All-American Mel Renfro due to a wrist injury, the nation's fourth-ranked offense vaulted Oregon out to a 21-0 halftime advantage, thanks in part to a pair of H.D. Murphy interceptions. But it was the SMU offense which seized the limelight after the intermission, completing 17 of 28 passes in the final 30 minutes while the Mustangs' defense limited the Ducks to only four first downs during that same span.

Murphy set up Oregon's first score with a 49-yard interception return in the first quarter, capped by Dennis Keller's nine-yard run. Murphy's second theft thwarted a potential SMU scoring drive on the Ducks' three-yard line.

Berry's pinpoint spirals earned him the game's most valuable player honors as he connected with Dick Imwalle and Paul Bursleson for second-quarter scoring passes of 23 and 20 yards, respectively.

Defensive back Ron Martin played a major role in the final touchdown, recovering a Mustang fumble at Oregon's 36 before the Ducks' junior signal-caller led his team into the end zone with less than a minute remaining before the half.

Oregon's defense was up to the task of slowing SMU's comeback in the third quarter, halting drives at the two and 21-yard line. However, the Mustangs' John Roderick caught a pair of touchdown passes in the final 10 minutes to keep his team's hopes alive. The Ducks' victory was finally secured when a SMU onside kick rolled out of bounds with 24 seconds to play.

<b>SMU</b>	0	0	0	14	—	14	(Coach Hayden Fry)
<b>Oregon</b>	7	14	0	0	—	21	(Coach Len Casanova)

- UO — Dennis Keller 9 run (Buck Corey kick), 5:23, 1st
- UO — Dick Imwalle 23 pass from Bob Berry (Herm Meister kick), 6:20, 2nd
- UO — Paul Bursleson 20 pass from Berry (Meister kick), :58, 2nd
- SMU — John Roderick 3 pass from Danny Thomas (pass failed), 9:29, 4th
- SMU — Roderick 7 pass from Mac White (White run), :24, 4th


### INDIVIDUAL LEADERS

**RUSHING:** (SMU) White 10-60. (UO) Murphy 3-49, Keller 13-40.

**PASSING:** (SMU) Thomas 26-15-2-188. (UO) Berry 26-11-1-146.

**RECEIVING:** (SMU) Jernigan 7-112, Roderick 5-61. Imwalle 3-57, Hill 3-27.

TEAM STATISTICS	SMU	UO
First Downs	20	16
Rushes-Yards	35-145	41-153
Passes	34-18-4	28-12-1
Passing Yards	232	166
Total Offense	377	319
Punting	4-39.3	7-36.0
Fumbles-Lost	4-1	1-1
Penalties	5-38	7-79



## 1960 LIBERTY BOWL

**Penn State 41, Oregon 12**  
**Dec. 17, 1960**  
**Philadelphia, Pa.**  
**Attendance: 16,624**

Penn State's scoring barrages in the second and fourth quarter proved to be too much for the Ducks to overcome as the Nittany Lions successfully defended their Liberty Bowl title in the second-annual contest.

Quarterback Dick Hoak didn't appear to let the 30-degree temperatures and three-foot snowbanks along the sidelines bother him, running for two Penn State touchdowns and passing for a third to account for Oregon's most decisive setback in five seasons. In addition, Hoak picked off a pair of errant Duck passes which led to the winner's final two scores.

Despite his heroics, it was Oregon's Dave Grayson who came away with back of the game honors, rushing for 93 yards and adding 43 yards in receptions. Grayson accounted for 35 of the 88 yards on the Ducks' opening scoring drive before completing the team's third-quarter march with a 10-yard scoring run.

Defensively, Grayson recovered a Nittany Lion fumble in the end zone to prevent a second consecutive Penn State score in the second quarter, but Penn State took advantage of an Oregon fumble to accumulate 14 points in the final 2:25 before the half.

The Ducks threatened to make a game of it on Grayson's scoring run to conclude the team's second series after the intermission. However, Penn State mounted scoring drives the first three times it had the ball in the final period.

<b>Penn State</b>	0	21	0	20	—	41	(Coach Rip Engle)
<b>Oregon</b>	6	0	6	0	—	12	(Coach Len Casanova)

- UO — Dave Grosz 1 run (kick failed), 5:40, 1st
- PSU — Don Jonas 1 run (Henry Opperman kick), 12:50, 2nd
- PSU — Al Gursky 2 run (Opperman kick), 2:25, 2nd
- PSU — Dick Hoak 6 run (Opperman kick), :41, 2nd
- UO — Dave Grayson 10 run (pass failed), 5:31, 3rd
- PSU — Ed Caye 1 run (Opperman kick), 9:03, 4th
- PSU — Hoak 11 run (kick failed), 7:14, 4th
- PSU — Dick Pae 33 pass from Hoak (Jonas kick), 5:14, 4th

### INDIVIDUAL LEADERS

**RUSHING:** (PSU) Hoak 9-61, Kerr 12-47. (UO) Grayson 10-93.

**PASSING:** (PSU) Hoak 5-3-0-67, Hall 7-4-0-47. (UO) Grosz 15-9-2-178.

**RECEIVING:** (PSU) Opperman 4-49, Pae 1-33. (UO) Bruce 4-90, Grayson 1-43.

TEAM STATISTICS	PSU	UO
First Downs	25	17
Rushes-Yards	73-301	36-187
Passes	14-8-0	16-10-2
Passing Yards	119	173
Total Offense	420	360
Punting	4-25.0	4-34.0
Fumbles-Lost	3-1	4-2
Penalties	6-40	2-1



## 1958 ROSE BOWL

**Ohio State 10, Oregon 7**  
**Jan. 1, 1958**  
**Pasadena, Calif.**  
**Attendance: 98,202**

Oregon quarterback Jack Crabtree's fourth-down pass to Ron Stover fell incomplete with 47 seconds remaining to allow Ohio State to avert one of the biggest upsets in the 44-year history of the New Year's Day classic.

The Ducks began their last-gasp effort against the nation's No. 1-ranked Buckeyes from their own 17-yard line with 4:29 to play. A pass interference call, a 17-yard Crabtree pass to Stover and the Oregon field general's six-yard run advanced the ball to the Ohio State 43 before the team's final two attempts failed to move the ball closer to victory.

Ohio State, which had captured the Big Ten Conference crown for the third time in four years, opened the game in convincing fashion, climaxing its 79-yard drive with a one-yard run by quarterback Frank Kremblas. The Buckeyes' lone touchdown drive was kept alive by a pair of key third-down conversions.

The Ducks knotted the score at 7-7 early in the second quarter, Jim Shanley's five-yard run capping an 80-yard march in 10 plays.

Crabtree completed 10 to 17 passes for 135 yards to receive player of the game honors, becoming only the third player in the bowl's history to earn that distinction playing for the losing team. In addition, Stover established a Rose Bowl record for most yards receiving by a Pacific Coast Conference participant.

Despite the Buckeyes' 34-yard field goal with 14:02 left, Oregon had its chances to pull off the upset. But, Jack Morris' three-point try from the same spot hooked to the left at the 5:20 mark in the third quarter and the Ducks coughed up the ball on the winner's 24-yard line following Crabtree's 23-yard completion to Stover.

<b>Ohio State</b>	7	0	0	3	—	10	(Coach Woody Hayes)
<b>Oregon</b>	0	7	0	0	—	7	(Coach Len Casanova)

- OSU — Frank Kremblas 1 run (Kremblas kick), 7:03, 1st
- UO — Jim Shanley 5 run (Jack Morris kick), 12:25, 2nd
- OSU — Don Sutherlin 34 FG, 14:02, 4th

### INDIVIDUAL LEADERS

**RUSHING:** (OSU) White 25-93, Clark 14-82. (UO) Shanley 11-59, Morris 11-57.

**PASSING:** (OSU) Kramblas 6-2-0-59. (UO) Crabtree 17-10-2-135, West 3-3-0-42.

**RECEIVING:** (OSU) Houston 2-59. (UO) Stover 10-144, Tourville 2-27.

TEAM STATISTICS	OSU	UO
First Downs	19	21
Rushes-Yards	61-245	42-160
Passes	6-2-0	21-14-2
Passing Yards	59	191
Total Offense	304	351
Punting	2-19.0	0-0.0
Return Yards	5	0
Fumbles-Lost	0-0	3-2
Penalties	3-15	3-25



## 1949 COTTON BOWL

**SMU 21, Oregon 13**  
**Jan. 1, 1949**  
**Dallas, Texas**  
**Attendance: 69,000**

Oregon's fourth-quarter rally fell short, despite quarterback Norm Van Brocklin completing six of 10 passes for 109 yards in the second half, as the Pacific Coast Conference co-champions were unable to defeat the winners of the Southwest Conference in the first meeting ever between the two schools.

The combined running, passing and kicking exploits of SMU's Kyle Rote and 1948 Heisman Trophy winner Doak Walker were too much to overcome. Rote ran for 93 yards and caught four passes for 55 yards while Walker completed six of 10 aerials for 79 yards and rushed for another 66.

But it was the duo's kicking exploits that inflicted the most first-half damage. The two-time All-America Walker pulled off a 79-yard quick kick to the Ducks' one-foot line and Rote successfully duplicated the effort with an 84-yard boot rolling dead at the 12 in the second quarter.

The Mustangs jumped on top from the outset, capping the game's initial 73-yard drive with Walker's one-yard run. George Bell's interception later in the opening period and Dewayne Johnson's second-quarter theft prevented further SMU damage. By the time Oregon was able to regroup around its veteran signal-caller, who became the school's first player to pass for more than 1,000 yards in a single season, the Ducks faced a 14-0 deficit.

Oregon scored its first touchdown early in the fourth quarter on a 24-yard pass to Dick Wilkins before SMU countered with its third score with 8:45 remaining. Van Brocklin's 41-yard pass to Darrell Robinson set up the game's final score by Bob Sanders two minutes later.

<b>SMU</b>	7	0	7	7	—	21	(Coach Matty Bell)
<b>Oregon</b>	0	0	0	13	—	13	(Coach Jim Aiken)

- SMU — Doak Walker 1 run (Walker kick), 9:48, 1st
- SMU — Kyle Rote 36 run (Walker kick), 9:44, 3rd
- UO — Dick Wilkins 24 pass from N. Van Brocklin (kick failed), 12:23, 4th
- SMU — Chicken Roberts 8 run (Joe Ethridge kick), 8:45, 4th
- UO — Bob Sanders 1 run (Chet Daniels kick), 6:20, 4th

### INDIVIDUAL LEADERS


**RUSHING:** (SMU) Rote 16-93, Walker 14-66. (UO) Bell 17-93, Lewis 12-63, Sanders 12-63.

**PASSING:** (SMU) Walker 10-6-1-79, Johnson 10-4-1-32. (UO) Van Brocklin 19-8-0-145.

**RECEIVING:** (SMU) Rote 4-55. (UO) Wilkins 4-57, D. Robinson 3-56.

TEAM STATISTICS	SMU	UO
First Downs	19	19
Rushes-Yards	48-226	48-242
Passes	20-10-2	19-8-0
Passing Yards	111	145
Total Offense	337	387
Punting	3-68.7	3-31.0
Fumbles-Lost	0-0	1-1
Penalties	1-5	6-30


**1920  
ROSE BOWL**



**Harvard 7, Oregon 6**  
**Jan. 1, 1920**  
**Pasadena, Calif.**  
**Attendance: 35,000**

Skeet Manerud's fourth-quarter 25-yard drop kick was ruled no good, allowing unbeaten Harvard to hang on to a 7-6 victory in the sixth-annual Tournament of Roses classic.

**1917  
ROSE BOWL**



**Oregon 14, Pennsylvania 0**  
**Jan. 1, 1917**  
**Pasadena, Calif.**  
**Attendance: 27,000**

Oregon All-American Shy Huntington turned in one of the more remarkable individual efforts in Rose Bowl history to lead the Ducks to victory over heavily favored Pennsylvania in the third-annual contest.

Accounts of the game described the kick being so close that the scoreboard had already given Oregon credit for the successful attempt as Harvard players banged their helmets to the ground over the impending setback.

The Ducks, coached by the school's 1917 Rose Bowl hero Shy Huntington, lived and died by the toes of Manerud and second-team All-American Bill Steers as four other kicks either sailed wide of their mark or were blocked.

After both teams had first-quarter drop kicks blocked, Steers got Oregon on the scoreboard early in the second quarter on a three-pointer from the 25-yard line. But the Crimson came roaring back behind quarterback Billie Murray, who first returned an Oregon punt 25 yards before completing a pair of passes to the Bowl's player of the game, Eddie Casey, to set up a Fred Church's 13-yard touchdown run.

A 15-yard Harvard penalty later in the second period played a major role in the Ducks' second three-pointer, Manerud's successful 30-yard kick completing the day's scoring.

The Ducks' third-quarter field goal attempt fell short before both teams had attempts blocked in the final 15 minutes. Oregon still possessed a golden opportunity to take the lead when it started its final drive on Harvard's 18-yard line. The lack of a passing threat enabled Harvard to keep the offense out of the end zone en route to Oregon's final ill-fated drop kick.

The Crimson, which accumulated only nine first downs all afternoon, was then able to run out the clock before the final gun. The team amassed 272 yards on the ground, Hollis Huntington rushing for 122 yards in his third Rose Bowl in four years (he played for Mare Island in the 1918 contest).

<b>Harvard</b>	0	7	0	0	—	7	(Coach Bob Fisher)
<b>Oregon</b>	0	6	0	0	—	6	(Coach Shy Huntington)

- UO — Bill Steers 25 drop kick, 2nd
- HU — Fred Church 13 run (Arnold Horween kick), 2nd
- UO — Skeet Manerud 30 drop kick, 2nd

**INDIVIDUAL LEADERS**

**RUSHING:** (HU) A. Horween 19-75. (UO) H. Huntington 29-122, Steers 15-75.

**PASSING:** (HU) Murray 2-2-0-40, Felton 3-2-0-19.

**RECEIVING:** (HU) Casey 4-59.

<b>TEAM STATISTICS</b>	<b>HU</b>	<b>UO</b>
First Downs	9	18
Rushes-Yards	146	272
Passes	6-4-0	2-0-0
Passing Yards	59	0
Total Offense	205	272
Punting	8-28.9	7-30.8
Fumbles-Lost	3-2	3-1
Penalties	4-34	5-59

The win marked a significant turning point in the laurels of American football as it was finally conceded that western football had achieved parity with the East Coast powers.

The Quakers mustered the game's first legitimate scoring threat midway into the second quarter. After recovering their own blocked kick, Penn utilized a series of power runs up the middle to move the ball to the three-yard line.

Instead of continuing that successful pattern, the Ivy League champions chose to test the ends which resulted in a 10-yard loss by Oregon's Bricks Mitchell. The ensuing 29-yard field goal was not only unsuccessful, but provided the Ducks with the momentum needed to win the game.

Huntington's first of three interceptions late in the third quarter set up the Ducks' first score. The team moved from its own 30-yard line on a combination of passes to R.L. Tegert and Shy Huntington and Hollis Huntington and Orville Monteith runs. Shy capped the drive on the final play of the period with a 18-yard touchdown pass to Tegert.

Oregon's clinching score in the fourth quarter was also keyed by a Huntington pass theft as Johnny Parsons broke loose for a 45-yard run on the next play from scrimmage to the one-yard line. Huntington sprinted to the corner of the end zone on the following play and added his second extra point to put the game out of reach.

The contest came to a fitting conclusion when Huntington thwarted Pennsylvania's final 79-yard drive by picking off his third pass of the afternoon (he had a fourth interception nullified because of a penalty) and the Ducks then ran out the clock four plays later.

The elder Huntington was awarded back-of-the-game honors while team captain John Beckett was selected player of the game. In one of the few individual statistics available from the game, Huntington rushed 17 times for 69 yards.

<b>Oregon</b>	0	0	7	7	—	14	(Coach Hugo Bezdek)
<b>Pennsylvania</b>	0	0	0	0	—	0	(Coach Bob Folwell)

- UO — R.L. Tegert 15 pass from Shy Huntington (Huntington kick), 3rd
- UO — Huntington 1 run (Huntington kick), 4th

<b>TEAM STATISTICS</b>	<b>PENN</b>	<b>UO</b>
First Downs	8	13
Rushing Yards	198	111
Passes	9-2-2	27-12-5
Passing Yards	32	131
Total Offense	230	242
Punting	16-35.7	10-41.8
Fumbles-Lost	1-1	1-1
Penalties	4-37	6-95

## AUTZEN STADIUM - HOME FIELD ADVANTAGE

Oregon's Autzen Stadium, consistently ranked among the nation's top 10 venues to watch a college football game, saw average attendance figures top 56,000 for a 10th straight season in 2011, averaging 59,344 fans over eight home dates.

The facility, which originally was completed for approximately \$2.5 million in 1967, underwent a \$90 million facelift prior to the 2002 season that not only added 12,000 seats and 32 luxury boxes to the stadium's south-side skyline, it improved the amenities that allow spectators to enjoy a better game-day experience in one of the loudest collegiate stadiums in the country. The renovation encompassed much-needed restroom and concession facilities, a 10,000-square foot entertainment center (Club at Autzen), widened walkway and concourse areas to better accommodate the increased capacity from 41,698 to 54,000 fans, as well as new ticket distribution centers and guest services windows to cater to the needs of its patrons.

The result was a record number of fans flocking to an athletic arena which has witnessed nearly seven million fans walking through the turnstiles to watch Oregon football since 1988. Further emphasizing its popularity is the fact the Ducks have exceeded per-game seating capacity on a season basis 15 of the last 16 years and will enter 2012 boasting of a school-record 82 consecutive sellouts.

The history of Autzen Stadium is rich. Former Athletic Director Leo Harris was successful in spearheading the drive to construct a modern and economical football theater to replace historic Hayward Field. Named in honor of Portland lumberman, sportsman and philanthropist Thomas J. Autzen, the stadium is situated on a 90-acre site adjacent to Eugene's Alton Baker Park. The site is immediately north of the Willamette River and is approximately one-quarter mile north of the main campus, easily accessible by a scenic footbridge.

Following Oregon's first outright Pacific-10 Conference championship in 1994, the school named the playing surface of Autzen Stadium after its winningest football coach at that time, Rich Brooks.

Autzen's natural grass playing surface was re-

placed in 1969 with the installation of its first artificial turf. That surface was replaced in 1976 and a new covering of OmniTurf was installed before the 1984 campaign. The field was replaced with another OmniTurf surface prior to the 1991 season. In 2001, the Ducks played on NexTurf before upgrading its surface to FieldTurf in 2002, which has polyethylene and polypropylene fibers designed to resist extreme temperature and weather conditions. Prior to the start of the 2010 season, the field's crown was removed and a new FieldTurf surface was installed.

The skyline of Autzen Stadium was first improved in 1981 with the addition of the Barker Stadium Club behind the east end zone. The facility provided the stadium with additional meeting space and functional surroundings for pregame activities prior to subsequent improvements.

One of the most significant improvements in the history of the athletics department was completed in time for the start of the 1988 season. The press box along the north rim of the stadium was relocated to the south side to make room for the \$2.3 million three-story luxury suite complex. The project included the construction of 11 individual sky boxes along with a 460-seat master skysuite, with the revenue generated from the leases serving as the cornerstone for financing of the construction of the Len Casanova Athletic Center.



### 2011 PAC-12 HOME ATTENDANCE

Percentage of Stadium Capacity

School (Capacity)	Avg.	% of Cap.
Oregon (54,000)	59,344	110.0%
Utah (45,017)	45,149	100.3%
Stanford (50,000)	49,997	99.9%
Colorado (53,613)	50,355	93.9%
Oregon State (45,674)	42,422	92.9%
Washington (72,500)	62,193	85.8%
Arizona (57,400)	48,953	85.3%
Arizona State (71,705)	59,007	82.3%
USC (93,607)	74,806	79.9%
Washington St. (35,117)	24,705	70.4%
UCLA (91,500)	56,645	61.9%
California (2 temp. home fields)	36,641	NA

A \$4 million MegaVision four-color video display scoreboard was added to the skyline in 1998, nearly doubling the size of the previous scoreboard.

In 2008, a high definition, 33-by-85-foot LED scoreboard was installed, giving UO the largest video screen in the Pac-10.

In the first game played at Autzen Stadium, nationally ranked Colorado defeated Oregon, 17-13, on Sept. 23, 1967, before a television audience. The program recorded its initial and only win in the first-year stadium that season on Oct. 21 vs. Idaho, 31-6.

Since its opening, the Ducks have proceeded to accrue a home-field record of 166-92-5 (.641), including a 80-16 (.833) ledger from the start of the 1997 season until now. Oregon established a new stadium record for consecutive victories with its 11th straight triumph coming by way of a thrilling triple-overtime win over USC in 1999, and extended that streak to a national-best of 23 wins in a row before Stanford curtailed the second-longest streak in conference history on Oct. 20, 2001 (49-42).

The program's 16 straight Pac-12 home wins from 2008 to 2011 is second only to USC's 23 between 2001 and 2007.

The Ducks went undefeated at Autzen Stadium for the first time ever with their 7-0 record in 1990 and since have duplicated the unbeaten feat in 1998, 1999, 2000, 2009 and 2010.

## TOP ALL-TIME OREGON CROWDS

### AUTZEN STADIUM

	Opponent	Attendance	Date
1.	Arizona State	+60,055	10-15-2011
2.	Washington	60,017	11-06-2010
3.	Arizona	59,990	11-26-2010
4.	USC	59,933	11-19-2011
5.	Stanford	59,818	10-02-2010
6.	Oregon State	59,802	11-26-2011
7.	Oregon State	59,597	12-03-2009
8.	USC	59,592	10-31-2009
9.	Arizona State	59,379	11-03-2007
10.	UCLA	^59,376	12-02-2011
11.	UCLA	59,372	10-21-2010
12.	USC	59,277	10-27-2007
13.	California	59,273	9-29-2007
14.	Oklahoma	59,269	9-16-2006
15.	USC	59,129	9-24-2005
16.	Washington State	59,126	10-29-2011
17.	New Mexico	*59,104	9-04-2010
18.	Oregon State	59,050	12-01-2007
19.	Michigan	59,023	9-20-2003
20.	California	58,975	9-26-2009

### ALL VENUES

	Opponent	Attendance	Date
1.	Michigan (Ann Arbor)	109,733	9-08-2007
2.	Penn State (Rose Bowl)	102,247	1-02-1995
3.	Tennessee (Knoxville)	102,035	9-11-2010
4.	Ohio State (Rose Bowl)	98,202	1-01-1958
5.	Ohio State (Rose Bowl)	93,963	1-01-2010
6.	USC (Los Angeles)	92,000	11-11-2006
7.	Wisconsin (Rose Bowl)	91,245	1-02-2012
8.	Ohio State (Columbus)	89,882	9-19-1987
9.	USC (Los Angeles)	88,726	10-30-2010
10.	Ohio State (Columbus)	88,524	9-10-1984
11.	LSU (Arlington)	87,711	9-03-2011
12.	Oklahoma (Norman)	84,574	9-18-2004
13.	USC (Los Angeles)	82,765	10-04-2008
14.	Ohio State (Columbus)	82,073	11-18-1961
15.	Michigan (Ann Arbor)	81,113	10-06-1973
16.	Wisconsin (Madison)	78,521	9-09-2000
17.	UCLA (Pasadena)	78,330	11-10-2001
18.	California (Berkeley)	78,000	11-12-1949
19.	UCLA (Pasadena)	77,819	10-10-2009
20.	Nebraska (Lincoln)	76,185	9-27-1986

+State of Oregon record • \*Opening Day record • ^Pac-12 Championship  
All-time crowds in excess of 50,000 at Autzen: 58

## AUTZEN STADIUM RECORDS

## INDIVIDUAL

(Oregon Best in Parenthesis if Not Record)

**Most Yards Rushing—357**, Rueben Mayes, Washington State, 10-27-84 (257, LaMichael James vs. Stanford, 10-2-10)  
**Most Rushing Attempts—41**, Steve Broussard, Washington State, 10-7-89 (39, Jonathan Stewart vs. Oregon State, 12-1-07)  
**Most Touchdowns Rushing—5**, Saladin McCullough vs. Arizona, 11-9-96  
**Longest Run—90**, LaMichael James vs. Missouri State, 9-17-11  
**Most Pass Attempts—57**, Ty Detmer, Brigham Young, 9-29-90 (55, Tony Graziani vs. Arizona State, 10-28-95)  
**Most Pass Completions—36**, Kellen Clemens vs. Washington, 10-15-05  
**Best Completion Percentage—.882** (15-17), Kellen Clemens vs. Stanford, 10-25-03  
**Most Yards Passing—536**, Andrew Walter, Arizona State, 10-19-02 (443, Bill Musgrave vs. San Diego State, 9-8-90)  
**Longest Pass—93**, Carson Palmer - Kareem Kelly, USC, 9-22-01 (90, Jason Maas - Pat Johnson vs. Oregon State, 11-22-97)  
**Most Touchdowns Passing—6**, Darron Thomas vs. Nevada, 9-10-11; Joey Harrington vs. Arizona State, 11-3-01  
**Most Interceptions Thrown—5**, Ty Detmer, Brigham Young, 9-29-90; Tom Tunnicliffe, Arizona, 11-20-82; Eric Olson vs. Colorado, 9-23-67  
**Most Plays—67**, John Hathoway, Idaho, 11-1-69 (59, Dan Fouts vs. Stanford, 9-26-70)  
**Most Yards Total Offense—508**, Andrew Walter, Arizona State, 10-19-02 (469, Bill Musgrave vs. San Diego State, 9-8-90)  
**Most Receptions—14**, Reggie Williams, Washington, 11-16-02; Trevor Insley, Nevada, 9-18-99; Brad Muster, Stanford, 9-21-85 (11, Cristin McLemore vs. Stanford, 9-21-95; Cristin McLemore vs. Stanford, 11-3-93; Greg Bauer vs. Stanford, 11-13-76; Bob Newland vs. Air Force, 11-7-70)  
**Most Yards Receiving—242**, Tony Hartley vs. Washington, 11-7-98  
**Most Touchdowns Receiving—4**, Keenan Howry vs. Arizona State, 11-3-01  
**Most Punt Returns—9**, Harvey Winn vs. Arizona, 9-16-72  
**Most Punt Return Yards—186**, Keenan Howry vs. Stanford, 10-20-01  
**Longest Punt Return—92**, Thomas Henley, Stanford, 10-18-86 (87, Ronnie Harris vs. UNLV, 9-26-92)  
**Most Kickoff Returns—9**, Josh Moore, Idaho, 9-15-90 (7, Tony Cherry vs. Washington State, 10-27-84; Tony Cherry vs. Arizona State, 11-10-84)  
**Most Kickoff Return Yards—240**, Tony Cherry vs. Washington State, 10-27-84  
**Longest Kickoff Return—99**, Jason Cooper vs. Nevada, 9-18-99  
**Best Punting Average—63.0**, Josh Bidwell vs. Arizona State, 11-14-98  
**Most Punts—12**, Willie Lujan, Long Beach State, 9-10-88; Craig Schiller, Arizona, 11-20-82; Cameron Young, Texas Christian, 9-23-78 (11, Josh Bidwell vs. Arizona, 9-4-97; Henry Parks vs. Oregon State, 11-22-75; Alan Pitcaithley vs. UCLA, 11-15-69)  
**Longest Punt—80**, Derek McLaughlin, Washington, 11-16-02 (76, Tommy Thompson vs. California, 11-7-92)  
**Most Field Goals Made—6**, Paul Martinez vs. Montana, 9-10-05  
**Most Field Goals Attempts—6**, Paul Martinez vs. Montana, 9-10-05; Tommy Thompson vs. Arizona State, 10-3-92; Jim Breech, California, 10-11-75  
**Longest Field Goal—56**, Tommy Thompson vs. Washington, 10-17-92; Chris Sailor, UCLA, 10-17-97  
**Most Interceptions—3**, Steve Smith vs. USC, 9-22-01; Herman O'Berry vs. California, 11-7-92; Daryle Smith vs. Brigham Young, 9-29-90; David Ortega, California, 10-31-87; Bob Green vs. San Jose State, 10-23-71  
**Most Interception Yards—97**, Kenny Wheaton vs. Washington, 10-22-94  
**Longest Interception—97**, Kenny Wheaton vs. Washington, 10-22-94  
**Most Touchdowns—5**, Kenjon Barner vs. New Mexico, 9-4-10; Saladin McCullough vs. Arizona, 11-9-96  
**Most Points Scored—30**, Kenjon Barner vs. New Mexico, 9-4-10; Saladin McCullough vs. Arizona, 11-9-96

## TEAM

(Oregon Best in Parenthesis if Not Record)

**Most Points Scored—72** vs. New Mexico, 9-4-10; vs. Nevada, 9-18-99  
**Fewest Points Allowed—0** vs. Portland State, 9-18-10; vs. New Mexico, 9-4-10; vs. Stanford, 10-25-03; vs. Portland State, 9-21-02; vs. Stanford, 10-27-90; vs. Long Beach State, 9-10-88; by Oregon State, 11-21-87; by Oregon State, 11-19-83; vs. Pacific, 9-19-81; vs. Washington, 10-27-73  
**Most Touchdowns—10** vs. Nevada, 9-18-99  
**Most Rushing Attempts—91** by UCLA, 11-17-79 (76 vs. Oregon State, 11-24-79)  
**Yards Rushing—528** vs. Portland State, 9-18-10  
**Fewest Yards Rushing—minus-47** by BYU, 9-27-90 (minus-2, vs. Washington, 10-22-83)  
**Most Touchdowns Rushing—7** vs. Utah State, 9-6-2008; by UCLA, 11-8-75  
**Most Pass Attempts—60** by California, 10-6-11 (58 vs. Washington State, 9-27-03)  
**Most Pass Completions—37** vs. Washington, 10-15-05  
**Most Yards Passing—559** by Arizona State, 10-19-02 (443 vs. San Diego State, 9-8-90)  
**Fewest Yards Passing—minus-1** by Air Force, 10-20-79 (23 vs. San Jose State, 9-11-82)  
**Most Touchdowns Passes—6** vs. Nevada, 9-10-11; vs. Arizona State, 11-3-01; vs. Idaho, 11-1-69  
**Most Interceptions Thrown—7** vs. Washington State, 9-27-03  
**Most Plays—102** vs. Oregon State, 11-26-11  
**Most Yards Total Offense—720** vs. New Mexico, 9-4-10  
**Fewest Yards Total Offense—97** vs. Washington, 10-8-77  
**Most First Downs—38** vs. Oregon State, 11-26-11  
**First Downs Rushing—27** by UCLA, 11-8-75 (23 vs. Utah, 9-18-71)  
**First Downs Passing—21** vs. Colorado State, 9-14-96; vs. Air Force, 11-7-70  
**Most Punts—12** by Long Beach State, 9-10-88; by Arizona, 11-20-82; by Texas Christian, 9-23-78; vs. Oregon State, 11-22-75  
**Most Yards Punting—557** by Michigan State, 9-20-80 (467 vs. Oregon State, 11-22-75)  
**Most Punt Returns—9** vs. Arizona, 9-16-72  
**Most Punt Return Yards—186** vs. Stanford, 10-20-01  
**Most Kickoff Returns—12** by New Mexico, 9-4-10 (10 vs. Washington State, 9-27-03)  
**Most Kickoff Return Yards—280** vs. Washington State, 10-27-84  
**Most Interceptions—7** by Washington State, 9-27-03 (6 vs. Washington, 10-27-73)  
**Most Interception Yards—140** vs. Idaho State, 10-14-88  
**Most Fumbles—11** by Washington, 10-25-69 (9 vs. Idaho, 11-1-69)  
**Most Fumbles Lost—6** by USC, 10-28-72; vs. Washington State, 10-14-72; by Washington, 10-25-69  
**Most Penalties—21** by USC, 9-25-99 (13 vs. Nevada, 9-18-99; vs. San Jose State, 9-19-98)  
**Most Penalty Yards—178** by USC, 9-25-99 (134 vs. Washington State, 10-3-70)

## YEAR-BY-YEAR ATTENDANCE

## 1967

California	31,000
Colorado*	27,500
Utah	17,118
Ohio State*	25,000
Washington*	33,500
Idaho*	16,000
USC	48,807
Washington State	18,200
Stanford	28,500
Oregon State*	40,100
Total	285,725
Average	28,572
Home Total	142,100
Home Average	28,420

## 1968

Colorado	44,723
Stanford*	25,000
Ohio State	70,191
Washington	52,500
Idaho*	17,250
Utah*	17,000
USC*	33,500
Washington State*	23,000
California	28,000
Oregon State	40,141
Total	351,305
Average	35,130
Home Total	115,750
Home Average	23,150

## 1969

Utah	18,663
Stanford	37,500
Washington State	21,092
San Jose State*	21,500
Air Force	36,820
Washington*	34,200
Idaho*	20,500
Army*	36,200
UCLA*	28,500
Oregon State*	42,500
Hawaii	21,717
Total	319,192
Average	29,017
Home Total	183,400
Home Average	30,567

## 1970

California* (Portland)	26,556
Illinois	33,246
Stanford*	38,400
Washington State*	21,800
UCLA	44,722
Idaho*	20,300
USC*	34,000
Washington	58,000
Air Force*	24,700
Army	39,455
Oregon State	40,299
Total	381,478
Average	34,679
Home Total	165,756
Home Average	27,693

## 1971

Nebraska	67,437
Utah*	27,000
Stanford	55,500
Texas	66,500
USC	50,111
Washington*	44,200
San Jose State*	14,000
Washington State	25,400
Air Force	26,435
California*	18,500
Oregon State*	43,000
Total	438,083
Average	38,916
Home Total	146,700
Home Average	23,340

## 1972

Missouri	41,236
Arizona*	30,000
Oklahoma	61,826
UCLA	30,209
Washington	61,000
Washington State*	23,000
Stanford*	27,500
USC*	32,000
California	23,000
San Jose State*	27,500
Oregon State	41,544
Total	408,815
Average	37,165
Home Total	140,200
Home Average	28,040

## 1973

Arizona State*	40,100
Air Force	34,541
Utah*	31,500
Michigan	81,113
California*	28,700
USC	53,155
Washington*	40,000
Washington State	19,800
UCLA*	21,200
Stanford	21,000
Oregon State*	39,700
Total	410,809
Average	37,346
Home Total	201,200
Home Average	33,533

## 1974

Nebraska	76,053
Air Force*	23,500
Utah	23,420
Northwestern	30,481
California	37,268
USC*	32,500
Washington	52,500
Washington State*	21,500
UCLA	32,713
Stanford*	18,500
Oregon State	32,156
Total	380,591
Average	34,599
Home Total	96,000
Home Average	24,000

## 1975

Oklahoma	70,261
San Jose State*	25,000
Minnesota	34,300
Washington*	28,500
California*	18,500
USC	50,542
Utah*	10,500
Washington State	18,100
UCLA*	1,500
Stanford	38,500
Oregon State*	35,000
Total	330,703
Average	30,064
Home Total	129,000
Home Average	25,800

## 1976

Colorado State*	37,800
USC*	40,600
Oklahoma	14,586
Utah State*	17,300
California	29,946
Notre Dame	59,075
Washington	43,129
Washington State*	22,200
UCLA	32,470
Stanford*	18,000
Oregon State	35,611
Total	350,717
Average	31,883
Home Total	135,900
Home Average	27,180

## 1977

Georgia	45,000
Texas Christian	15,031
Wisconsin*	30,773
Stanford	36,500
Washington*	29,500
USC	51,120
Louisiana State	59,017
Washington State	27,200
UCLA*	20,000
California*	15,000
Oregon State*	34,068
Total	363,209
Average	33,019
Home Total	129,341
Home Average	25,868

## 1978

Colorado	45,389
USC*	31,000
Texas Christian*	30,500
Wisconsin	63,988
California	40,350
Brigham Young*	24,500
Washington	48,419
Washington State*	25,000
UCLA	37,314
Arizona*	26,200
Oregon State*	36,000
Total	408,660
Average	37,150
Home Total	137,200
Home Average	27,440

## 1979

Colorado	44,274
Michigan State	76,123
Washington*	42,500
Purdue	69,327
California*	36,636
Arizona	47,681
Air Force*	28,457
Washington State	18,650
Stanford	45,219
UCLA*	41,235
Oregon State*	36,536
Total	486,638
Average	44,240
Home Total	185,364
Home Average	37,073

## 1980

Stanford*	37,300
Kansas*	27,750
Michigan State*	30,431
Washington	51,008
California	35,000
USC*	42,733
Nevada-Las Vegas*	31,651
Washington State*	30,093
UCLA	40,907
Oregon State	41,600
Arizona State	61,623
Total	430,106
Average	39,101
Home Total	199,958
Home Average	33,326

## 1981

Fresno State	28,697
Kansas	33,840
Pacific*	24,519
Washington*	40,695
Arizona State	63,935
Arizona*	24,264
Air Force*	23,290
UCLA*	24,272
Washington State	33,500
Stanford	36,106
Oregon State*	31,142
Total	364,260
Average	33,114
Home Total	168,182
Home Average	28,030

## 1982

Arizona State*	23,127
San Jose State*	17,629
Fresno State*	20,856
Washington	58,742
USC	47,181
California	31,736
Notre Dame*	40,381
UCLA	40,808
Washington State*	20,178
Arizona*	16,489
Oregon State	36,000
Total	353,127
Average	32,102
Home Total	138,660
Home Average	23,110

**1983**

Pacific*	26,273
Ohio State	88,524
Houston*	26,105
San Jose State	20,109
California*	27,102
Arizona	45,233
Washington*	44,303
Washington State	29,500
UCLA*	24,511
Stanford	31,420
Oregon State*	33,176
Total	396,256
Average	36,023
Home Total	181,470
Home Average	30,245

**1984**

Long Beach State*	23,044
Colorado*	25,047
California	40,500
Pacific*	28,505
Arizona	40,838
USC*	29,581
Washington	60,589
Washington State*	24,874
UCLA	44,420
Arizona State*	23,262
Oregon State	39,000
Total	379,661
Average	34,515
Home Total	154,314
Home Average	25,719

**1985**

Washington State	25,900
Colorado	30,373
Stanford*	33,494
Nebraska	75,947
Washington*	44,383
California*	27,465
San Diego State	15,432
San Jose State*	25,501
Arizona	35,292
Oregon State*	41,805
USC (Tokyo)	62,000
Total	417,592
Average	37,963
Home Total	172,648
Home Average	34,530

**1986**

San Jose State	23,115
Colorado*	26,155
Arizona*	28,773
Nebraska	76,185
USC	51,340
Arizona State*	28,522
Stanford*	28,226
Washington	58,466
California	32,000
Washington State*	25,137
Oregon State	36,204
Total	414,123
Average	37,647
Home Total	136,813
Home Average	27,363

**1987**

Colorado	40,521
Ohio State	89,882
San Diego State*	31,573
Washington*	44,421
USC*	39,587
UCLA	53,320
Stanford	38,500
California*	37,255
Arizona State	69,932
Washington State	14,089
Oregon State*	43,157
Total	502,237
Average	45,658
Home Total	195,998
Home Average	39,200

**1988**

Long Beach State*	29,238
Washington State	30,263
Stanford*	39,089
San Diego State	22,527
USC	63,452
Idaho State*	28,015
Washington*	45,978
UCLA*	42,509
Arizona	40,367
Oregon State	40,497
Hawaii	39,301
Total	455,824
Average	37,985
Home Total	219,417
Home Average	36,570

**1989**

California*	35,854
Iowa	67,700
Stanford	35,000
Arizona*	39,631
Washington State*	44,963
Washington	70,442
Arizona State	67,350
Long Beach State*	31,381
Brigham Young	63,865
UCLA	46,433
Oregon State*	46,087
Tulsa (Shreveport)	44,621
Total	593,327
Average	49,444
Home Total	197,916
Home Average	39,583

**1990**

San Diego State*	35,118
Idaho*	29,637
Arizona	53,283
Brigham Young*	45,022
Utah State*	32,554
Washington	73,498
Arizona State*	35,685
Stanford*	37,559
UCLA*	45,901
California	45,000
Oregon State	35,962
Colorado State (Anaheim)	41,450
Total	510,669
Average	42,556
Home Total	261,476
Home Average	37,353

**1991**

Washington State*	42,995
Texas Tech	36,308
Utah	27,867
USC*	45,948
New Mexico State*	34,536
California	46,000
Washington	72,318
Stanford*	41,949
Arizona State	48,170
UCLA	40,823
Oregon State*	42,141
Total	479,055
Average	43,550
Home Total	207,569
Home Average	41,514

**1992**

Hawaii*	32,650
Stanford	43,656
Texas Tech*	28,361
Nevada-Las Vegas*	29,508
Arizona State*	30,121
USC	46,343
Washington*	47,612
Washington State	25,450
California*	34,651
UCLA*	33,771
Oregon State	35,547
Wake Forest (Shreveport)	31,337
Total	419,007
Average	34,917
Home Total	236,674
Home Average	33,811

**1993**

Colorado State	21,721
Montana*	33,183
Illinois	45,574
California	34,000
USC*	40,935
Arizona State	32,625
Washington	72,534
Washington State*	35,846
Arizona	57,309
Stanford*	31,214
Oregon State*	42,267
Total	447,208
Average	40,655
Home Total	183,445
Home Average	36,689

**1994**

Portland State*	30,505
Hawaii	40,492
Utah*	25,358
Iowa*	29,287
USC	44,232
Washington State	37,600
California*	30,678
Washington*	44,134
Arizona*	36,760
Arizona State*	41,683
Stanford	43,802
Oregon State	37,010
Penn State (Pasadena)	102,247
Total	543,788
Average	41,830
Home Total	238,405
Home Average	34,058

**1995**

Utah	30,701
Illinois*	44,201
UCLA	42,537
Stanford*	45,237
Pacific*	38,736
California	31,000
Washington State*	46,109
Arizona State*	44,772
Washington	74,054
Arizona	53,736
Oregon State*	46,114
Colorado (Dallas)	58,214
Total	555,441
Average	46,284
Home Total	265,169
Home Average	44,195

**1996**

Fresno State	39,312
Nevada*	41,606
Colorado State*	39,605
Washington State	30,124
Arizona State	54,618
UCLA*	45,779
Stanford	41,150
Washington*	46,226
Arizona*	40,721
California*	37,833
Oregon State	35,822
Total	452,796
Average	41,163
Home Total	251,770
Home Average	41,962

**1997**

Arizona*	38,035
Nevada	30,420
Fresno State*	38,288
Stanford	44,721
Washington State*	43,516
UCLA*	42,314
Utah*	39,389
USC	53,640
Washington	73,775
Arizona State	64,779
Oregon State*	45,735
Air Force (Las Vegas)	21,514
Total	536,126
Average	44,677
Home Total	247,277
Home Average	41,213

**1998**

Michigan State*	43,634
Texas-El Paso	25,906
San Jose State*	41,868
Stanford*	43,948
Washington State	37,196
UCLA	75,367
USC*	45,807
Arizona	44,931
Washington*	46,031
Arizona State*	43,723
Oregon State	37,777
Colorado (Honolulu)	38,803
Total	524,991
Average	43,749
Home Total	265,011
Home Average	44,169

**1999**

Michigan State.....	72,923
Texas-El Paso*.....	40,098
Nevada*.....	41,374
USC*.....	45,660
Washington.....	72,581
UCLA.....	55,674
Arizona.....	55,251
Arizona State*.....	45,445
Washington State*.....	44,090
California.....	38,000
Oregon State*.....	46,115
Minnesota (El Paso).....	48,757
Total.....	606,808
Average.....	50,567
Home Total.....	262,782
Home Average.....	43,797

**2000**

Nevada*.....	43,371
Wisconsin.....	78,521
Idaho*.....	43,770
UCLA*.....	45,470
Washington*.....	46,153
USC.....	54,031
Arizona*.....	45,950
Arizona State.....	53,085
Washington State.....	23,314
California*.....	45,845
Oregon State.....	36,044
Texas (San Diego).....	63,278
Total.....	578,832
Average.....	48,236
Home Total.....	270,559
Home Average.....	45,093

**2001**

Wisconsin*.....	45,919
Utah*.....	45,712
USC*.....	45,765
Utah State.....	28,243
Arizona.....	45,258
California.....	34,552
Stanford*.....	46,021
Washington State.....	34,150
Arizona State*.....	46,064
UCLA.....	78,330
Oregon State*.....	46,075
Colorado (Tempe).....	74,118
Total.....	570,207
Average.....	47,517
Home Total.....	275,556
Home Average.....	45,926

**2002**

Mississippi State*.....	56,386
Fresno State*.....	56,357
Idaho*.....	55,187
Portland State*.....	56,066
Arizona.....	47,356
UCLA.....	68,882
Arizona State*.....	56,432
USC*.....	56,754
Stanford*.....	56,436
Washington State.....	37,600
Washington*.....	57,112
Oregon State.....	37,154
Wake Forest (Seattle).....	38,241
Total.....	679,963
Average.....	52,305
Home Total.....	450,730
Home Average.....	56,341

**2003**

Mississippi State.....	52,856
Nevada*.....	56,471
Arizona.....	40,462
Michigan*.....	59,023
Washington State*.....	57,473
Utah.....	44,676
Arizona State.....	53,762
Stanford*.....	57,627
Washington.....	72,450
California*.....	57,511
UCLA.....	56,083
Oregon State*.....	58,102
Minnesota (El Paso).....	49,894
Total.....	716,390
Average.....	55,107
Home Total.....	346,207
Home Average.....	57,701

**2004**

Indiana*.....	57,550
Oklahoma.....	84,574
Idaho*.....	57,912
Arizona State*.....	58,208
Washington State.....	35,117
Arizona*.....	58,237
Stanford.....	33,250
Washington*.....	58,101
California.....	65,615
UCLA*.....	58,344
Oregon State.....	37,042
Total.....	603,950
Average.....	54,905
Home Total.....	348,352
Home Average.....	58,059

**2005**

Houston.....	19,981
Montana*.....	58,169
Fresno State*.....	58,201
USC*.....	59,129
Stanford.....	27,690
Arizona State.....	62,789
Washington*.....	58,269
Arizona.....	48,052
California*.....	58,309
Washington State.....	27,595
Oregon State*.....	58,525
Oklahoma (San Diego).....	65,416
Total.....	602,125
Average.....	50,177
Home Total.....	350,602
Home Average.....	58,434

**2006**

Stanford*.....	58,450
Fresno State.....	42,281
Oklahoma*.....	59,269
Arizona State.....	58,526
California.....	72,516
UCLA*.....	58,618
Washington State.....	35,117
Portland State*.....	57,493
Washington*.....	58,408
USC.....	92,000
Arizona*.....	58,029
Oregon State.....	44,015
BYU (Las Vegas).....	44,615
Total.....	739,337
Average.....	56,872
Home Total.....	350,267
Home Average.....	58,378

**2007**

Houston*.....	57,662
Michigan.....	109,733
Fresno State*.....	58,525
Stanford.....	35,019
California*.....	59,273
Washington State*.....	58,749
Washington.....	66,481
USC*.....	59,277
Arizona State*.....	59,379
Arizona.....	50,387
UCLA.....	72,434
Oregon State*.....	59,050
South Florida (El Paso).....	49,867
Total.....	795,836
Average.....	61,218
Home Total.....	411,915
Home Average.....	58,845

**2008**

Washington*.....	58,778
Utah State*.....	58,060
Purdue.....	54,666
Boise State*.....	58,713
Washington State.....	30,927
USC.....	82,765
UCLA*.....	58,728
Arizona State.....	69,406
California.....	61,432
Stanford*.....	58,013
Arizona*.....	58,369
Oklahoma State (San Diego).....	59,106
Total.....	755,282
Average.....	58,099
Home Total.....	350,661
Home Average.....	58,444

**2009**

Boise State.....	34,127
Purdue*.....	57,772
Utah*.....	58,017
California*.....	58,975
Washington State*.....	57,378
UCLA.....	77,819
Washington.....	67,809
USC*.....	59,592
Stanford.....	43,924
Arizona State*.....	58,475
Arizona.....	57,863
Oregon State*.....	59,597
Ohio State (Pasadena).....	93,963
Total.....	785,311
Average.....	60,409
Home Total.....	409,806
Home Average.....	58,544

**2010**

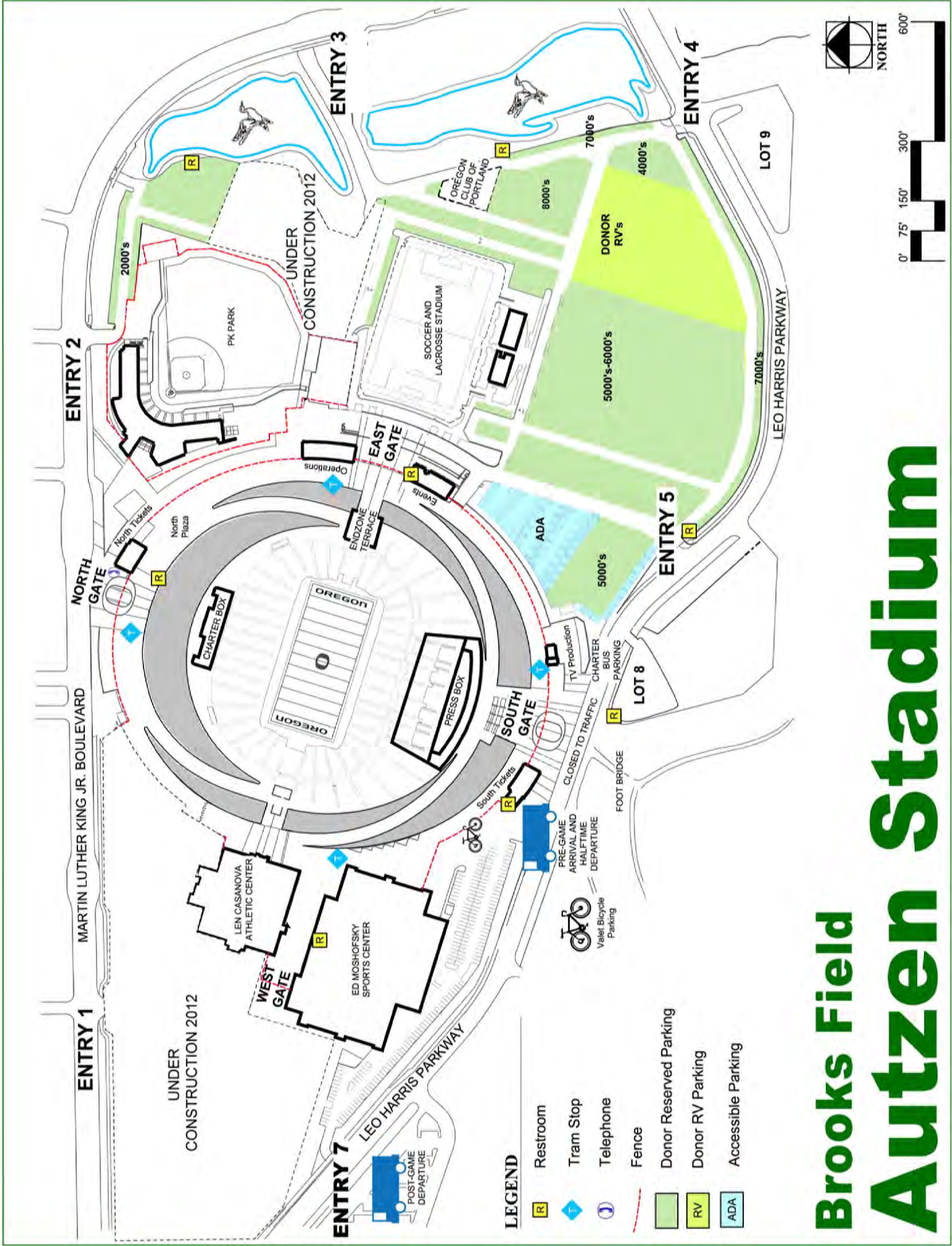
New Mexico*.....	59,104
Tennessee.....	102,035
Portland State*.....	58,086
Arizona State.....	60,326
Stanford*.....	59,818
Washington State.....	24,768
UCLA*.....	59,372
USC.....	88,726
Washington*.....	60,017
California.....	65,963
Arizona*.....	59,990
Oregon State.....	46,469
Auburn (Glendale).....	78,603
Total.....	823,277
Average.....	63,329
Home Total.....	356,387
Home Average.....	59,398

**2011**

LSU (Arlington).....	87,711
Nevada*.....	58,818
Missouri State*.....	58,847
Arizona.....	56,096
California*.....	58,796
Arizona State*.....	60,055
Colorado.....	52,123
Washington State*.....	59,126
Washington.....	69,407
Stanford.....	50,360
USC*.....	59,933
Oregon State*.....	59,802
UCLA* (Pac-12 Champ.).....	59,376
Wisconsin (Pasadena).....	91,245
Total.....	881,695
Average.....	62,978
Home Total.....	474,753
Home Average.....	59,344

**OREGON ATTENDANCE MARKS**

Most Attendance 10-Game Season (home and away)—355,823 (1962)
Most Attendance 11-Game Season (home and away)—603,950 (2004)
Most Attendance 12-Game Season (home and away)—606,808 (1999)
Most Attendance 13-Game Season (home and away)—823,277 (2010)
Most Attendance 14-Game Season (home and away)—881,695 (2011)
Best Average Season (home and away)—63,329 (2010)
Most Home Attendance Season (5 Games)—207,569 (1991)
Most Home Attendance Season (6 Games)—356,387 (2010)
Most Home Attendance Season (7 Games)—411,915 (2007)
Most Home Attendance Season (8 Games)—474,753 (2011)
Best Average Season (home)—59,398 (2010)
Most Attendance Game—109,733 at Michigan (2007)
Most Attendance Game, Hayward Field—23,500 vs. Oregon State (1949)
Most Attendance Game, Multnomah Stadium—37,263 vs. Washington (1959)
Most Attendance Game, Autzen Stadium—60,055 vs. Arizona State (2011)
Most Attendance Game, Autzen (pre-2002)—47,612 vs. Washington (1992)



# Brooks Field Autzen Stadium



**Rob Mullens**  
 director of athletics  
 third year at Oregon  
 West Virginia University, 1991, '93

Since being named the University of Oregon's 12th director of intercollegiate athletics on July 15, 2010, Rob Mullens has wasted little time in putting his own stamp on the continual success of the Ducks' athletics department while being the beneficiary of one of the most successful eras in school history.

Mullens arrived at Oregon from the University of Kentucky, where he served as deputy director of athletics and managed day-to-day operations for Kentucky's 22-sport athletics department, with an annual operating budget of \$79 million.

In his brief tenure in Eugene, he has implemented his philosophy of financial efficiency while overseeing an \$93.5 million budget for the coming year, in addition to enhancing the department's model of self-sufficiency.

He has assisted with the continued success of a football program that has been surpassed by few nationally, with the Ducks claiming an unprecedented three straight conference championships while becoming the only school in the country to appear in a third consecutive BCS bowl game following the 2011 season. Following an appearance in the 2011 BCS National Championship Game, Oregon posted a win over Wisconsin in the 2012 Rose Bowl Game.

In fact, 15 of the school's 19 intercollegiate sports advanced to the post season during the 2011-12 season, including women's indoor track & field and acrobatics and tumbling which both claimed national championships. In addition, the Ducks finished 24th in the country in the Learfield Sports Directors' Cup competition as the top program in the country fielding 18 sports or less.

He also was at the helm as the Ducks opened their spectacular Matthew Knight Arena, which plays host to the school's men's and women's basketball teams, women's volleyball and acrobatics and tumbling, in addition to benefitting the entire Eugene-Springfield communities as a state-of-the-art venue for concerts, cultural forums and world-class entertainment.

Off the field, Mullens was just as excited to witness an accumulated graduation rate of 74 percent among all of the Ducks' student-athletes, a single-season best six first-team Capital One Academic All-Americans and 105 academic all-conference honorees.

His background is in accounting and auditing, and he promoted sound fiscal management and self-sufficiency at the University of Kentucky. During his total of eight years at Kentucky, the athletic department's operating budget expanded by nearly 70 percent. Fundraising for the department hit record levels each of the past seven years prior to his departure.

Prior to being named deputy director of athletics at Kentucky in 2006, Mullens began as the university's executive associate director of athletics in 2002. He served at the University of Maryland from 1996 to 2002, starting as assistant director of athletics for business and ultimately as executive senior associate director of athletics and chief of staff.

The 43-year-old West Virginia native was senior athletics business manager at the University of Miami (Fla.) from 1994 to 1996, and prior to that he was an accountant/auditor at Ernst & Young in Raleigh, N.C.

Mullens earned a bachelor's degree in business administration and a master's in sport management from West Virginia University in 1991 and 1993, respectively. He and his wife, Jane, have two sons - Cooper and Tanner.



**Dr. Michael Gottfredson**  
 university president  
 first year at Oregon

Dr. Michael R. Gottfredson began his tenure as the University of Oregon's 17th president on Aug. 1, 2012.

Previously, he was a professor of Criminology, Law, and Society and of Sociology at the University of California, Irvine, where he also served as the executive vice chancellor and provost since 2000.

Gottfredson holds a Ph.D. and an M.A. from the State University of New York at Albany; and an A.B. from the University of California at Davis.

His research and teaching specialties are the causes of crime and delinquency and the criminal justice process. He (with Travis Hirschi) is well known for the development of the self-control theory of crime and delinquency and for the study of how these behaviors relate to age. The theory has stimulated a great deal of research and their description of how and why age relates to crime has become central to research, theory and policy about crime and delinquency. His work on victimization led to the development of the "lifestyle/opportunity" theory of criminal victimization, a prominent explanation for differential risks from crime. His systematic study (with Don Gottfredson) of how arrest, prosecution and sentencing decisions are made in criminal justice contributed to greater understanding of the use of discretion and to the widespread use of structured guidelines in the criminal law.

In addition, he led a major expansion of the UC-Irvine infrastructure, blending state, campus and private support. He helped to create the California Institute for Telecommunications and Technology, including the construction of a \$55 million research facility, and the new public law school.

He is the author or editor (with others) of several books, including *Control Theories of Crime and Delinquency* (2003); *Personal Liberty and Community Safety* (1995); *The Generality of Deviance* (1994); *A General Theory of Crime* (1990); *Decision-making in Criminal Justice* (1988); *Positive Criminology* (1987); *Policy Guidelines for Bail: An Experiment in Court Reform* (1985); *Understanding Crime* (1980); and *Victims of Personal Crime* (1978). He has published numerous articles in journals, including *Criminology*, *American Journal of Sociology*, *American Sociological Review*, *Advances in Criminological Theory*, and various law reviews. He has frequently consulted with state, county, and federal governments concerning criminal justice policy.

He is a Fellow of the American Society of Criminology and was the Andersen Consulting "Professor of the Year" in 1996 at the University of Arizona's College of Business and Public Administration.

Prior to joining UC-Irvine, Gottfredson served in several positions at the University of Arizona from 1985 to 2000, including interim senior vice president for academic affairs and provost, vice provost and vice president of Undergraduate Education. Other academic positions Gottfredson has held include associate professor at The Claremont Graduate School, Claremont, California, from 1983-1985; associate professor of Sociology, University of Illinois, Urbana, from 1981 to 1983; assistant professor at the Graduate School of Criminal Justice, State University of New York at Albany from 1977 to 1979; and director of the Criminal Justice Research Center in Albany, New York, from 1976 to 1979.

He is married to Karol Gottfredson, who was the coordinator of the Intern Teacher Credential Program at UC-Irvine. The Gottfredsons have one daughter, Katherine, a son, Bryan, and daughter-in-law, Meghan, and two young granddaughters.



## 2012 SCHEDULE

SEP 01 ARKANSAS STATE

SEP 08 FRESNO STATE

SEP 15 TENNESSEE TECH

SEP 22 ARIZONA\*

SEP 29 WASHINGTON STATE\*+

OCT 06 WASHINGTON\*

OCT 18 @ARIZONA STATE\*

OCT 27 COLORADO^\*

NOV 03 @USC\*

NOV 10 @CALIFORNIA\*

NOV 17 STANFORD\*

NOV 24 @OREGON STATE\*

\*PAC-12 CONFERENCE GAME - HOME GAMES IN YELLOW - ^HOMECOMING - \*CENTURYLINK FIELD (SEATTLE, WA)  
PHOTO COURTESY OF NIKE